

SOT-23 Plastic-Encapsulate MOSFETS

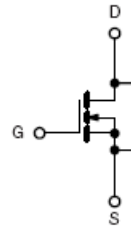
FEATURE

TrenchFET Power MOSFET

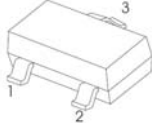
APPLICATIONS

- Load Switch for Portable Devices
- DC/DC Converter

MARKING: B6



SOT-23

- 
1. GATE
 2. SOURCE
 3. DRAIN

Maximum ratings ($T_a=25^\circ\text{C}$ unless otherwise noted)

Characteristic 特性參數	Symbol 符號	Max 最大值	Unit 單位
Drain-Source Voltage 漏極-源極電壓	BV_{DSS}	30	V
Gate- Source Voltage 柵極-源極電壓	V_{GS}	± 20	V
Drain Current (continuous) 漏極電流-連續	I_D	2.5	A
Drain Current (pulsed) 漏極電流-脉冲	I_{DM}	10	A
Total Device Dissipation 總耗散功率 $T_A=25^\circ\text{C}$ 環境溫度為 25°C	P_D	1250	mW
Junction 結溫	T_J	150	$^\circ\text{C}$
Storage Temperature 儲存溫度	T_{stg}	-55to+150	$^\circ\text{C}$

SOT-23 Plastic-Encapsulate MOSFETS

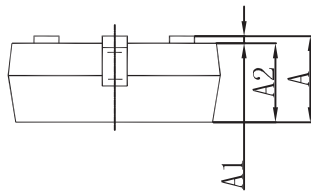
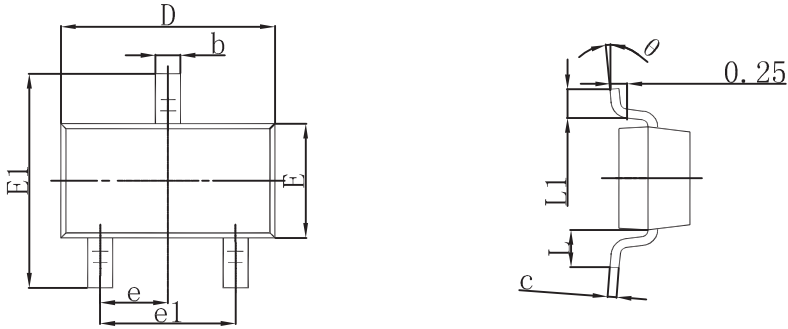
Electrical characteristics (T_a=25°C unless otherwise noted)

Characteristic 特性參數	Symbol 符號	Min 最小值	Typ 典型值	Max 最大值	Unit 單位
Drain-Source Breakdown Voltage 漏極-源極擊穿電壓(I _D =250uA, V _{GS} =0V)	BV _{DSS}	30	—	—	V
Gate Threshold Voltage 柵極開啓電壓(I _D =250uA, V _{GS} =V _{DS})	V _{GS(th)}	1.5	—	3	V
Diode Forward Voltage Drop 內附二極管正向壓降(I _S =1.25A, V _{GS} =0V)	V _{SD}	—	—	1.2	V
Zero Gate Voltage Drain Current 零柵壓漏極電流(V _{GS} =0V, V _{DS} =30V)	I _{DSS}	—	—	1	uA
Gate Body Leakage 柵極漏電流(V _{GS} =±20V, V _{DS} =0V)	I _{GSS}	—	—	±100	nA
Static Drain-Source On-State Resistance 靜態漏源導通電阻(I _D =2.5A, V _{GS} =10V)	R _{DS(ON)}	—	92	117	mΩ
Static Drain-Source On-State Resistance 靜態漏源導通電阻(I _D =2A, V _{GS} =4.5V)	R _{DS(ON)}	—	142	190	mΩ
Input Capacitance 輸入電容 (V _{GS} =0V, V _{DS} =15V, f=1MHz)	C _{ISS}	—	240	—	pF
Output Capacitance 輸出電容 (V _{GS} =0V, V _{DS} =15V, f=1MHz)	C _{OSS}	—	110	—	pF
Turn-ON Time 開啓時間 (V _{DS} =15V, I _D =1A, R _{GEN} =6Ω)	t _(on)	—	8	—	ns
Turn-OFF Time 關斷時間 (V _{DS} =15V, I _D =1A, R _{GEN} =6Ω)	t _(off)	—	17	—	ns

Pulse Width ≤ 300 μs; Duty Cycle ≤ 2.0%

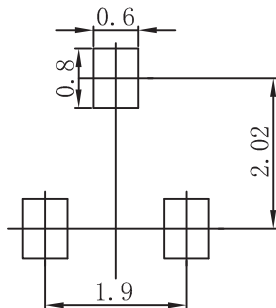
SOT-23 Plastic-Encapsulate MOSFETS

SOT-23 Package Outline Dimensions



Symbol	Dimensions In Millimeters		Dimensions In Inches	
	Min	Max	Min	Max
A	0.900	1.150	0.035	0.045
A1	0.000	0.100	0.000	0.004
A2	0.900	1.050	0.035	0.041
b	0.300	0.500	0.012	0.020
c	0.080	0.150	0.003	0.006
D	2.800	3.000	0.110	0.118
E	1.200	1.400	0.047	0.055
E1	2.250	2.550	0.089	0.100
e	0.950 TYP		0.037 TYP	
e1	1.800	2.000	0.071	0.079
L	0.550 REF		0.022 REF	
L1	0.300	0.500	0.012	0.020
θ	0°	8°	0°	8°

SOT-23 Suggested Pad Layout



Note:

1. Controlling dimension: in millimeters.
2. General tolerance: ± 0.05 mm.
3. The pad layout is for reference purposes only.

X-ON Electronics

Largest Supplier of Electrical and Electronic Components

Click to view similar products for [MOSFET](#) category:

Click to view products by [AnBon](#) manufacturer:

Other Similar products are found below :

[614233C](#) [648584F](#) [FDPF9N50NZ](#) [IRFD120](#) [IRFF430](#) [JANTX2N5237](#) [2N7000](#) [FCA20N60_F109](#) [FDZ595PZ](#) [2SK2267\(Q\)](#) [2SK2545\(Q,T\)](#)
[405094E](#) [423220D](#) [MIC4420CM-TR](#) [VN1206L](#) [614234A](#) [715780A](#) [SSM6J414TU,LF\(T](#) [751625C](#) [PSMN4R2-30MLD](#)
[TK31J60W5,S1VQ\(O](#) [2SK2614\(TE16L1,Q\)](#) [DMN1017UCP3-7](#) [EFC2J004NUZTDG](#) [FCAB21350L1](#) [P85W28HP2F-7071](#) [DMN1053UCP4-7](#)
[NTE2384](#) [NTE2969](#) [NTE6400A](#) [DMN61D9UWQ-13](#) [US6M2GTR](#) [DMN31D5UDJ-7](#) [SSM6P54TU,LF](#) [DMP22D4UFO-7B](#)
[IPS60R3K4CEAKMA1](#) [DMN1006UCA6-7](#) [DMN16M9UCA6-7](#) [STF5N65M6](#) [STU5N65M6](#) [C3M0021120D](#) [DMN13M9UCA6-7](#)
[BSS340NWH6327XTSA1](#) [MCM3400A-TP](#) [DMTH10H4M6SPS-13](#) [IPS60R1K0PFD7SAKMA1](#) [IPS60R360PFD7SAKMA1](#)
[IPS60R600PFD7SAKMA1](#) [IPS60R210PFD7SAKMA1](#) [DMN2990UFB-7B](#)