

SOT-23 Plastic-Encapsulate MOSFETS

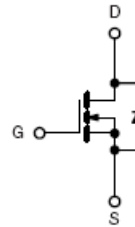
FEATURE

TrenchFET Power MOSFET

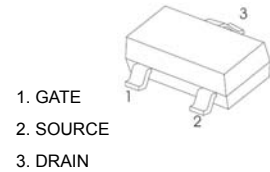
APPLICATIONS

- Load Switch for Portable Devices
- DC/DC Converter

MARKING: E8



SOT-23



■ MAXIMUM RATINGS

Characteristic 特性參數	Symbol 符號	Max 最大值	Unit 單位
Drain-Source Voltage 漏極-源極電壓	BV_{DSS}	60	V
Gate- Source Voltage 柵極-源極電壓	V_{GS}	± 20	V
Drain Current-continuous 漏極電流-連續	I_{DR}	2.6	A
Drain Current-pulsed 漏極電流-脉冲	I_{DRM}	6	A

■ THERMAL CHARACTERISTICS

Characteristic 特性	Symbol 符號	Max 最大值	Unit 單位
Total Device Dissipation 總耗散功率 $T_A=25^\circ\text{C}$ 環境溫度為 25°C Derate above 25°C 超過 25°C 遞減	P_D	1000 3.8	mW mW/ $^\circ\text{C}$
Thermal Resistance Junction to Ambient 熱阻	$R_{\theta JA}$	150	$^\circ\text{C}/\text{W}$
Junction and Storage Temperature 結溫和儲存溫度	T_J, T_{stg}	$150^\circ\text{C}, -55\text{to}+150^\circ\text{C}$	

SOT-23 Plastic-Encapsulate MOSFETS

■ ELECTRICAL CHARACTERISTICS

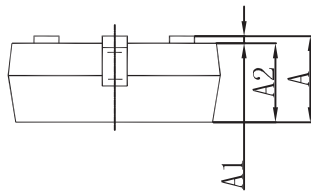
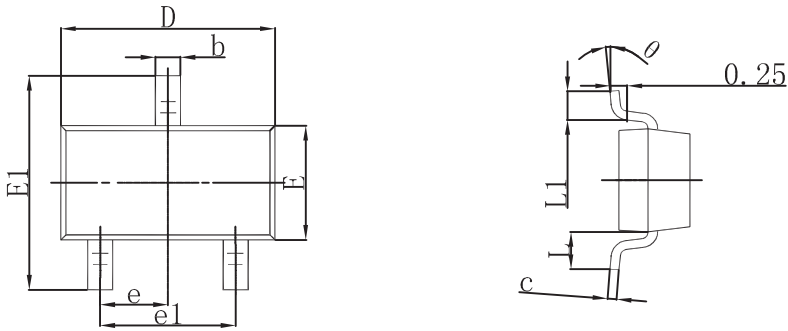
($T_A=25^\circ\text{C}$ unless otherwise noted)

Characteristic 特性參數	Symbol 符號	Min 最小值	Typ 典型值	Max 最大值	Unit 單位
Drain-Source Breakdown Voltage 漏極-源極擊穿電壓($I_D=250\mu\text{A}, V_{GS}=0\text{V}$)	BV_{DSS}	60	—	—	V
Gate Threshold Voltage 柵極開啓電壓($I_D=250\mu\text{A}, V_{GS}=V_{DS}$)	$V_{GS(th)}$	1	—	3	V
Diode Forward Voltage Drop 內附二極管正向壓降($I_{SD}=1\text{A}, V_{GS}=0\text{V}$)	V_{SD}	—	—	1.5	V
Zero Gate Voltage Drain Current 零柵壓漏極電流($V_{GS}=0\text{V}, V_{DS}=60\text{V}$)	I_{DSS}	—	—	1	μA
Gate Body Leakage 柵極漏電流($V_{GS}=\pm 20\text{V}, V_{DS}=0\text{V}$)	I_{GSS}	—	—	± 100	nA
Static Drain-Source On-State Resistance 靜態漏源導通電阻($I_D=2.6\text{A}, V_{GS}=10\text{V}$) ($I_D=2\text{A}, V_{GS}=4.5\text{V}$)	$R_{DS(ON)}$	—	—	100 130	$\text{m}\Omega$
Input Capacitance 輸入電容 ($V_{GS}=0\text{V}, V_{DS}=25\text{V}, f=1\text{MHz}$)	C_{ISS}	—	—	550	pF
Common Source Output Capacitance 共源輸出電容($V_{GS}=0\text{V}, V_{DS}=25\text{V}, f=1\text{MHz}$)	C_{OSS}	—	—	125	pF
Turn-ON Time 開啓時間 ($V_{DS}=30\text{V}, I_D=200\text{mA}, R_{GEN}=25\Omega$)	$t_{(on)}$	—	—	40	ns
Turn-OFF Time 關斷時間 ($V_{DS}=30\text{V}, I_D=200\text{mA}, R_{GEN}=25\Omega$)	$t_{(off)}$	—	—	80	ns

- FR-5=1.0×0.75×0.062in.
- Alumina=0.4×0.3×0.024in.99.5%alumina.
- Pulse Width≤300 μs ; Duty Cycle≤2.0%.

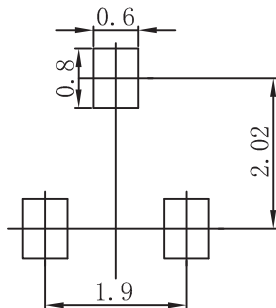
SOT-23 Plastic-Encapsulate MOSFETS

SOT-23 Package Outline Dimensions



Symbol	Dimensions In Millimeters		Dimensions In Inches	
	Min	Max	Min	Max
A	0.900	1.150	0.035	0.045
A1	0.000	0.100	0.000	0.004
A2	0.900	1.050	0.035	0.041
b	0.300	0.500	0.012	0.020
c	0.080	0.150	0.003	0.006
D	2.800	3.000	0.110	0.118
E	1.200	1.400	0.047	0.055
E1	2.250	2.550	0.089	0.100
e	0.950 TYP		0.037 TYP	
e1	1.800	2.000	0.071	0.079
L	0.550 REF		0.022 REF	
L1	0.300	0.500	0.012	0.020
θ	0°	8°	0°	8°

SOT-23 Suggested Pad Layout



Note:

1. Controlling dimension: in millimeters.
2. General tolerance: $\pm 0.05\text{mm}$.
3. The pad layout is for reference purposes only.

X-ON Electronics

Largest Supplier of Electrical and Electronic Components

Click to view similar products for [MOSFET](#) category:

Click to view products by [AnBon](#) manufacturer:

Other Similar products are found below :

[MCH3443-TL-E](#) [MCH6422-TL-E](#) [FDPF9N50NZ](#) [NTNS3A92PZT5G](#) [IRFD120](#) [JANTX2N5237](#) [2N7000](#) [2SK2464-TL-E](#) [AOD464](#) [2SJ277-DL-E](#) [2SK2267\(Q\)](#) [2SK2545\(Q,T\)](#) [405094E](#) [423220D](#) [MIC4420CM-TR](#) [VN1206L](#) [614234A](#) [715780A](#) [SSM6J414TU,LF\(T](#) [751625C](#)
[IRS2092STRPBF-EL](#) [IPS70R2K0CEAKMA1](#) [BSF024N03LT3 G](#) [PSMN4R2-30MLD](#) [TK31J60W5,S1VQ\(O](#) [2SK2614\(TE16L1,Q\)](#)
[DMN1017UCP3-7](#) [EFC2J004NUZTDG](#) [P85W28HP2F-7071](#) [DMN1053UCP4-7](#) [SQJ469EP-T1-GE3](#) [NTE2384](#) [NTE6400A](#)
[DMC2700UDMQ-7](#) [DMN2080UCB4-7](#) [DMN61D9UWQ-13](#) [US6M2GTR](#) [DMN31D5UDJ-7](#) [SSM6P54TU,LF](#) [DMP22D4UFO-7B](#)
[IPS60R3K4CEAKMA1](#) [DMN1006UCA6-7](#) [DMN16M9UCA6-7](#) [STF5N65M6](#) [IRF40H233XTMA1](#) [IPSA70R950CEAKMA1](#)
[IPSA70R2K0CEAKMA1](#) [STU5N65M6](#) [C3M0021120D](#) [DMN6022SSD-13](#)