

Features


- Zero Reverse Recovery Current
- Zero Forward Recovery Voltage
- Positive Temperature Coefficient on V_F
- Temperature-independent Switching
- 175°C Operating Junction Temperature

V_{RRM}	=	650	V
$I_F (T_C \leq 135^\circ C)$	=	9	A
Q_C	=	18	nC

Benefits

- Replace Bipolar with Unipolar Device
- Reduction of Heat Sink Size
- Parallel Devices Without Thermal Runaway
- Essentially No Switching Losses

Package



TO-220-2

Applications

- Switch Mode Power Supplies
- Power Factor Correction
- Motor drive, PV Inverter, Wind Power Station



Part Number	Package	Marking
AS3D006065A	TO-220-2	ASD665A

Maximum Ratings

Symbol	Parameter	Value	Unit	Test Conditions	Note
V_{RRM}	Repetitive Peak Reverse Voltage	650	V	$T_C = 25^\circ\text{C}$	
V_{RSM}	Surge Peak Reverse Voltage	650	V	$T_C = 25^\circ\text{C}$	
V_R	DC Blocking Voltage	650	V	$T_C = 25^\circ\text{C}$	
I_F	Forward Current	19 9 6	A	$T_C \leq 25^\circ\text{C}$ $T_C \leq 135^\circ\text{C}$ $T_C \leq 155^\circ\text{C}$	
I_{FSM}	Non-Repetitive Forward Surge Current	60	A	$T_C = 25^\circ\text{C}$, $t_p = 8.3\text{ms}$, Half Sine Wave	
P_{tot}	Power Dissipation	93	W	$T_C = 25^\circ\text{C}$	Fig.3
T_C	Maximum Case Temperature	155	$^\circ\text{C}$		
T_J, T_{STG}	Operating Junction and Storage Temperature	-55 to 175	$^\circ\text{C}$		
	TO-220-2 Mounting Torque	1	Nm	M3 Screw	

Electrical Characteristics

Symbol	Parameter	Typ.	Max.	Unit	Test Conditions	Note
V_F	Forward Voltage	1.4 1.75	1.65 2.3	V	$I_F = 6\text{A}$, $T_J = 25^\circ\text{C}$ $I_F = 6\text{A}$, $T_J = 175^\circ\text{C}$	Fig.1
I_R	Reverse Current	1 5	20 100	μA	$V_R = 650\text{V}$, $T_J = 25^\circ\text{C}$ $V_R = 650\text{V}$, $T_J = 175^\circ\text{C}$	Fig.2
C	Total Capacitance	300 34 30	/	pF	$V_R = 0\text{V}$, $T_J = 25^\circ\text{C}$, $f = 1\text{MHz}$ $V_R = 200\text{V}$, $T_J = 25^\circ\text{C}$, $f = 1\text{MHz}$ $V_R = 400\text{V}$, $T_J = 25^\circ\text{C}$, $f = 1\text{MHz}$	Fig.5
Q_C	Total Capacitive Charge	18	/	nC	$V_R = 650\text{V}$, $I_F = 6\text{A}$ $di/dt = 200\text{A}/\mu\text{s}$, $T_J = 25^\circ\text{C}$	Fig.4

Thermal Characteristics

Symbol	Parameter	Typ.	Unit	Note
$R_{\theta JC}$	Thermal Resistance from Junction to Case	1.6	$^\circ\text{C}/\text{W}$	Fig.6
$R_{\theta JA}$	Thermal Resistance from Junction to Ambient	80	$^\circ\text{C}/\text{W}$	
T_{sold}	Soldering Temperature	260	$^\circ\text{C}$	

Typical Performance

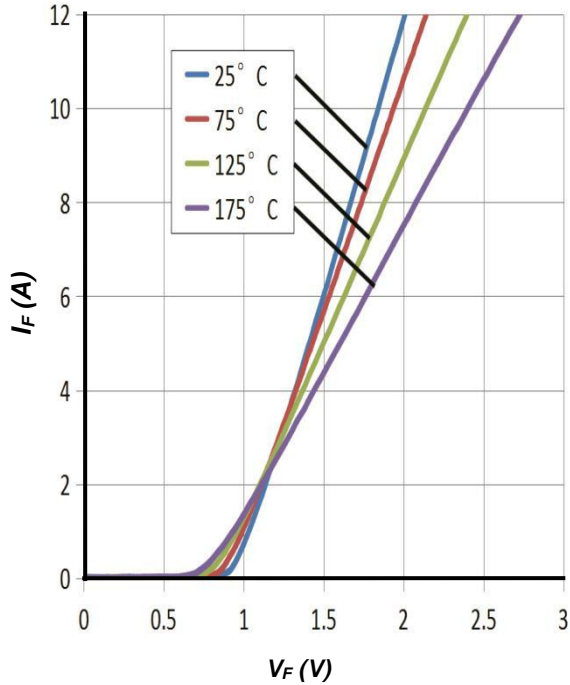


Figure 1. Forward Characteristics

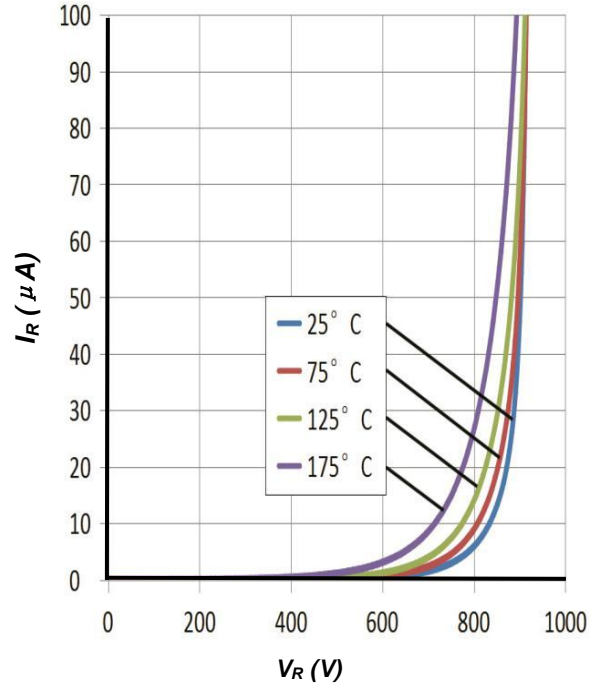


Figure 2. Reverse Characteristics

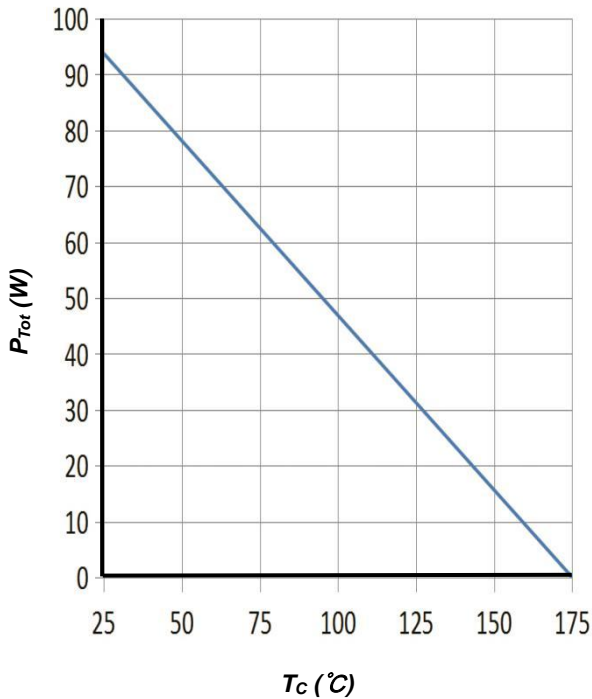


Figure 3. Power Derating

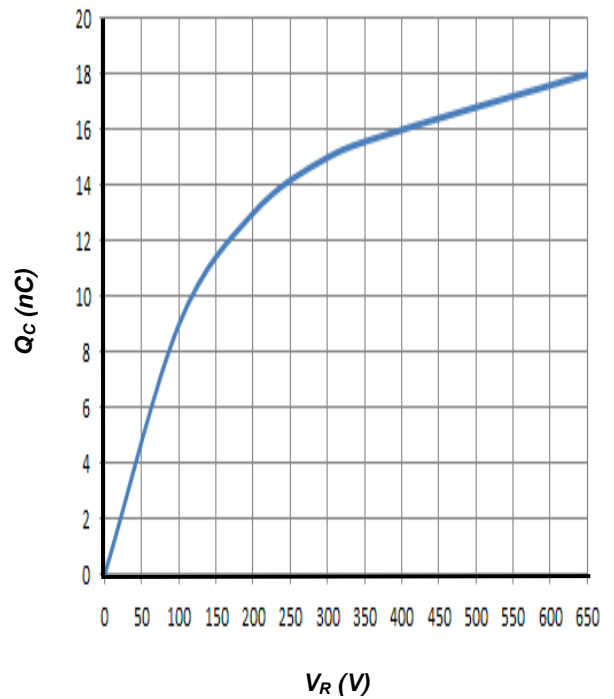


Figure 4. Total Capacitive Charge vs. Reverse Voltage

Typical Performance

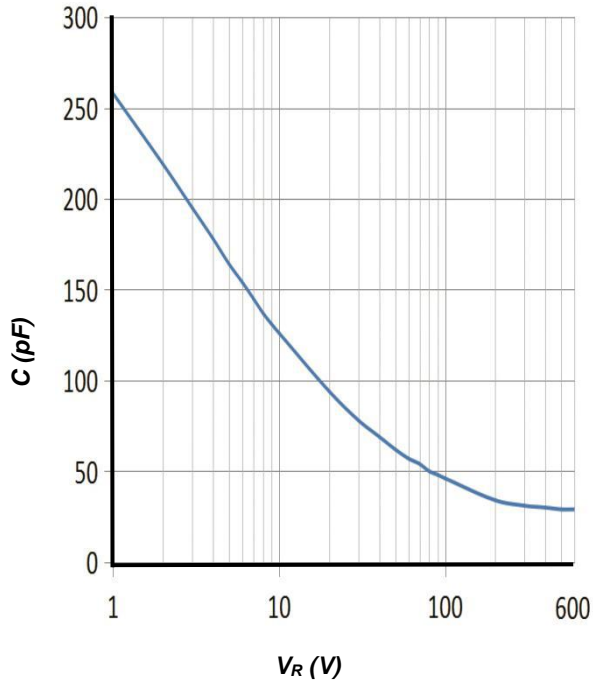


Figure 5. Total Capacitance vs. Reverse Voltage

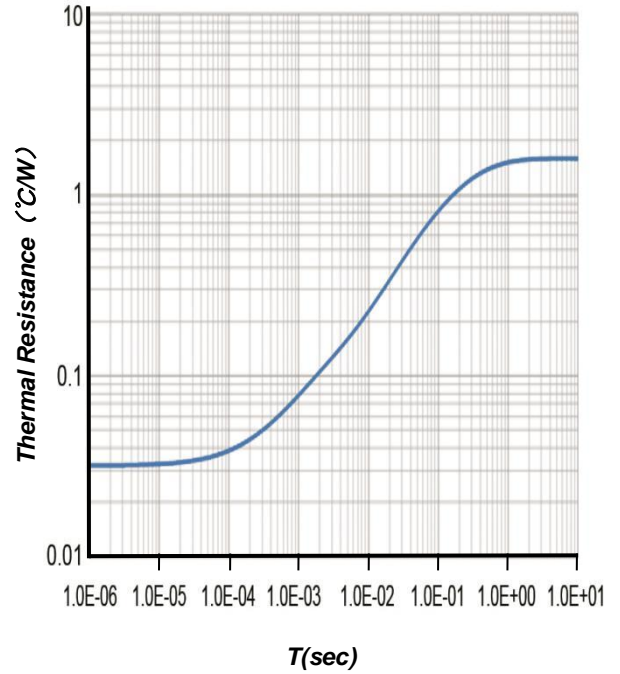
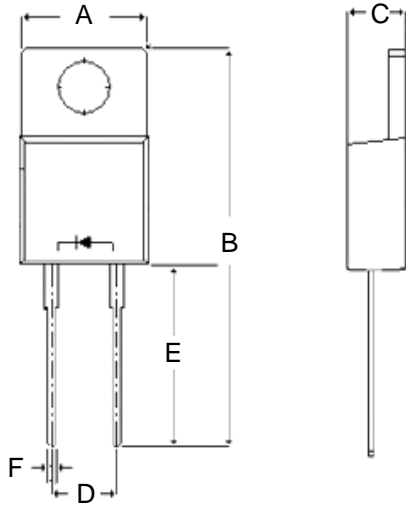


Figure 6. Transient Thermal Impedance

Package Dimensions

Package TO-220-2



Symbol	Min. (mm)	Typ. (mm)	Max. (mm)
A	9.17	10.08	10.91
B	27.00	28.58	30.00
C	3.89	4.50	5.00
D	4.20	5.10	5.80
E	11.70	13.30	14.97
F	0.50	0.80	1.21

X-ON Electronics

Largest Supplier of Electrical and Electronic Components

Click to view similar products for [Schottky Diodes & Rectifiers](#) category:

Click to view products by [AnBon](#) manufacturer:

Other Similar products are found below :

[MA4E2039](#) [MMBD301M3T5G](#) [HFA35HB60C](#) [RB160M-50TR](#) [D83C](#) [BAS16E6433HTMA1](#) [BAS 3010S-02LRH](#) [E6327](#) [BAT 54-02LRH](#)
[E6327](#) [NRVBAF360T3G](#) [NSR05F40QNXT5G](#) [NTE555](#) [JANS1N6640](#) [SS3003CH-TL-E](#) [GA01SHT18](#) [CRS10I30A\(TE85L,QM](#)
[MBRA140TRPBF](#) [MBRB30H30CT-1G](#) [BAT 15-04R](#) [E6152](#) [JANTX1N5712-1](#) [DMJ3940-000](#) [SB007-03C-TB-E](#) [NRVBB20100CTT4G](#)
[NRVBM120LT1G](#) [NTSB30U100CT-1G](#) [CRG04\(T5L,TEMQ\)](#) [ACDBA1100LR-HF](#) [ACDBA1200-HF](#) [ACDBA240-HF](#) [ACDBA3100-HF](#)
[CDBQC0530L-HF](#) [ACDBA260LR-HF](#) [ACDBA1100-HF](#) [10BQ015-M3/5BT](#) [NRVBM120ET1G](#) [VSSB410S-M3/5BT](#) [1N5819T-G](#)
[PDS1040Q-13](#) [B160BQ-13-F](#) [SDM05U20CSP-7](#) [BAS 70-07](#) [E6433](#) [B140S1F-7](#) [HSM560Je3/TR13](#) [DDB2265-000](#) [ZHCS506QTA](#)
[HSM190Je3/TR13](#) [B330AF-13](#) [ACDBUC0230-HF](#) [SDM1U100S1F-7](#) [MBR10200CTF-G1](#) [CDLL5712](#)