

## Product Summary

$V_{(BR)DSS}$	$R_{DS(on)MAX}$	$I_D$
-50V	8Ω@-10V	-0.13A
	10Ω@-4.5V	


## Feature

- Advanced trench process technology
- High density cell design for ultra low on-resistance

## Application

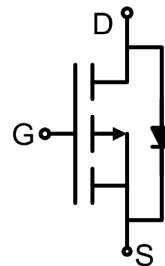
- Load Switch for Portable Devices
- DC/DC Converter
- Battery-powered products

## Package

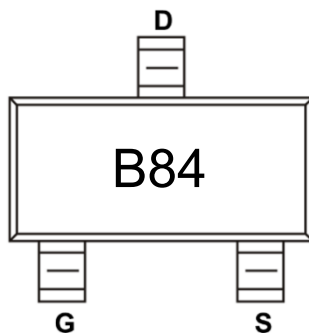


SOT-23

## Circuit diagram



## Marking



### Absolute maximum ratings (Ta=25°C unless otherwise noted)

Parameter	Symbol	Value	Unit
Drain-Source Voltage	$V_{DS}$	-50	V
Gate-Source Voltage	$V_{GS}$	±20	V
Continuous Drain Current	$I_D$	-0.13	A
Pulsed Drain Current	$I_{DM}$	-0.52	A
Power Dissipation	$P_D$	0.225	W
Thermal Resistance Junction to Ambient	$R_{\theta JA}$	556	°C/W
Junction Temperature	$T_J$	150	°C
Storage Temperature	$T_{STG}$	-55 ~ +150	°C

### Electrical characteristics (Ta=25 °C, unless otherwise noted)

Parameter	Symbol	Test Condition	Min.	Typ.	Max.	Unit
<b>Static Characteristics</b>						
Drain-source breakdown voltage	$V_{(BR)DSS}$	$V_{GS} = 0V, I_D = -250\mu A$	-50			V
Zero gate voltage drain current	$I_{DSS}$	$V_{DS} = -50V, V_{GS} = 0V$			-1	μA
Gate-body leakage current	$I_{GSS}$	$V_{GS} = \pm 20V, V_{DS} = 0V$			±100	nA
Gate threshold voltage	$V_{GS(th)}$	$V_{DS} = V_{GS}, I_D = -250\mu A$	-0.8	-1.5	-2.5	V
Drain-source on-resistance <sup>1)</sup>	$R_{DS(on)}$	$V_{GS} = -10V, I_D = -0.15A$			8	Ω
		$V_{GS} = -4.5V, I_D = -0.15A$			10	
<b>Dynamic characteristics<sup>2)</sup></b>						
Input Capacitance	$C_{iss}$	$V_{DS} = -30V, V_{GS} = 0V, f = 1MHz$		30		pF
Output Capacitance	$C_{oss}$			10		
Reverse Transfer Capacitance	$C_{rss}$			5		
Turn-on delay time	$t_{d(on)}$	$V_{DD} = -30V, V_{GS} = -4.5V, I_D = -0.15A, R_{GEN} = 2.53\Omega$		2.5		nS
Turn-on rise time	$t_r$			1		
Turn-off delay time	$t_{d(off)}$			16		
Turn-off fall time	$t_f$			8		
<b>Source-Drain Diode characteristics</b>						
Diode Forward Current <sup>1)</sup>	$I_S$				-0.13	A
Diode Forward voltage	$V_{DS}$	$V_{GS} = 0V, I_S = -0.13A$			-1.2	V

Notes:

- 1) Pulse Test: Pulse Width < 300μs, Duty Cycle ≤2%.
- 2) Guaranteed by design, not subject to production testing.

## Typical Characteristics

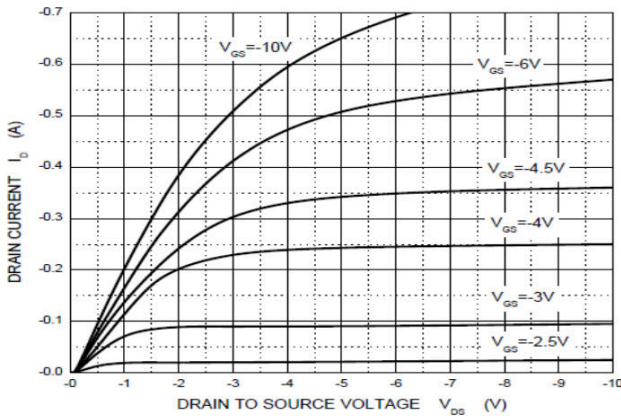


Figure1. Output Characteristics

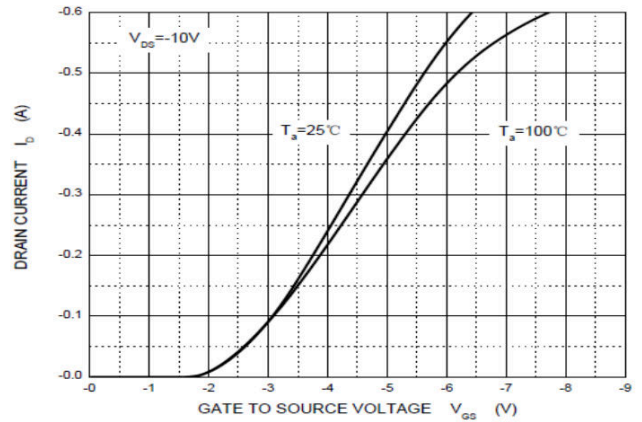


Figure2. Transfer Characteristics

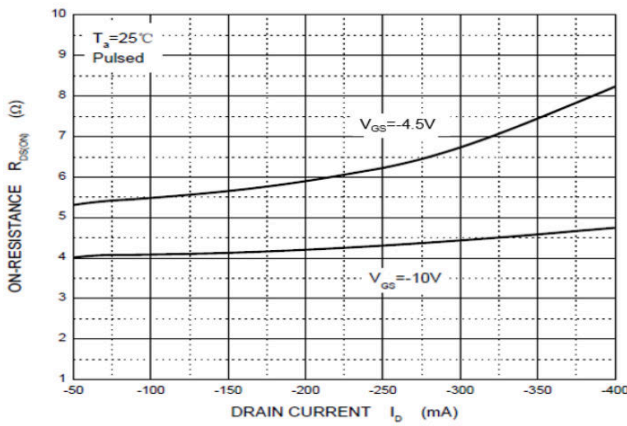


Figure3. Drain-Source on Resistance

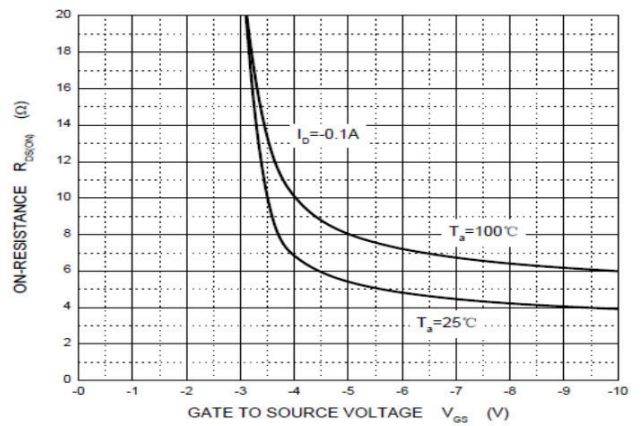


Figure4. Drain-Source on Resistance

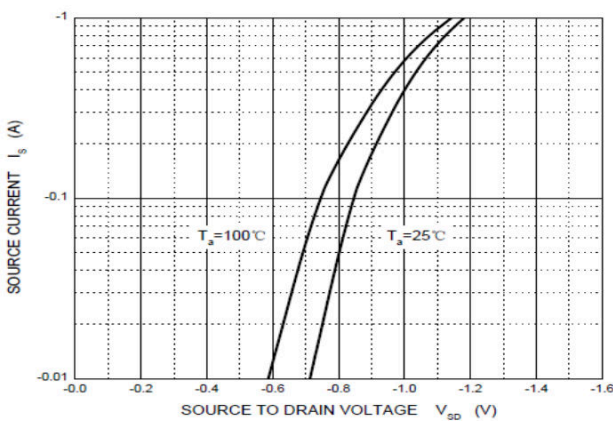


Figure5. Diode Forward Voltage vs. current

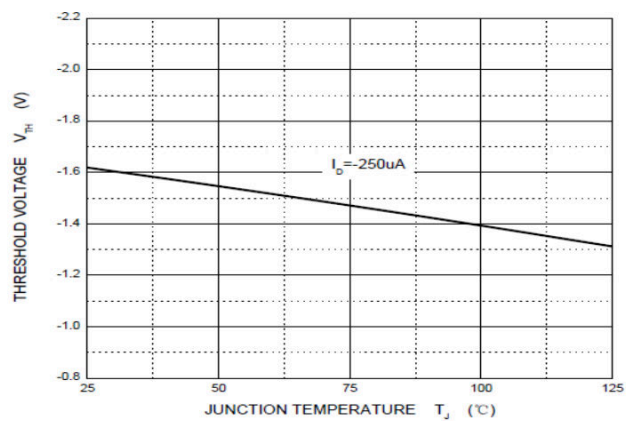
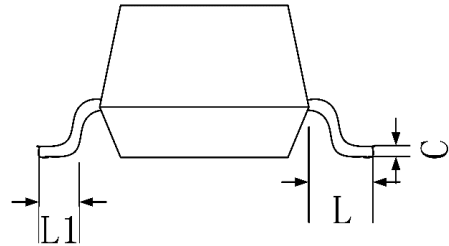
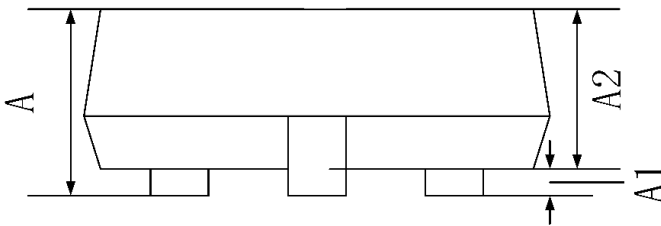
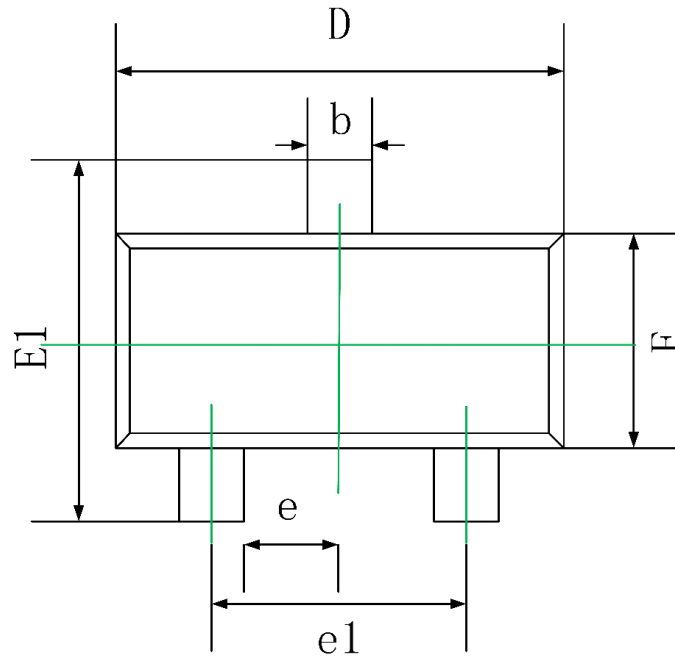


Figure6. Gate Threshold vs. Junction Temperature

### SOT-23 Package Information



Symbol	Dimensions In Millimeters		Dimensions In Inches	
	Min.	Max.	Min.	Max.
A	0.900	1.150	0.035	0.045
A1	0.000	0.100	0.000	0.004
A2	0.900	1.050	0.035	0.041
b	0.300	0.500	0.012	0.020
c	0.080	0.150	0.003	0.006
D	2.800	3.000	0.110	0.118
E	1.200	1.400	0.047	0.055
E1	2.250	2.550	0.089	0.100
e	0.950 TYP.		0.037 TYP.	
e1	1.800	2.000	0.071	0.079
L	0.550 REF.		0.022 REF.	
L1	0.300	0.500	0.012	0.020

## X-ON Electronics

Largest Supplier of Electrical and Electronic Components

*Click to view similar products for [MOSFET](#) category:*

*Click to view products by [AnBon](#) manufacturer:*

Other Similar products are found below :

[614233C](#) [648584F](#) [IRFD120](#) [IRFF430](#) [JANTX2N5237](#) [2N7000](#) [FCA20N60\\_F109](#) [FDZ595PZ](#) [AOD464](#) [2SK2267\(Q\)](#) [2SK2545\(Q,T\)](#)  
[405094E](#) [423220D](#) [MIC4420CM-TR](#) [VN1206L](#) [614234A](#) [715780A](#) [SSM6J414TU,LF\(T](#) [751625C](#) [PSMN4R2-30MLD](#)  
[TK31J60W5,S1VQ\(O](#) [2SK2614\(TE16L1,Q\)](#) [DMN1017UCP3-7](#) [EFC2J004NUZTDG](#) [FCAB21350L1](#) [P85W28HP2F-7071](#) [DMN1053UCP4-7](#)  
[NTE2384](#) [NTE2969](#) [NTE6400A](#) [DMN2080UCB4-7](#) [DMN61D9UWQ-13](#) [US6M2GTR](#) [DMN31D5UDJ-7](#) [SSM6P54TU,LF](#) [DMP22D4UFO-](#)  
[7B](#) [IPS60R3K4CEAKMA1](#) [DMN1006UCA6-7](#) [DMN16M9UCA6-7](#) [STF5N65M6](#) [STU5N65M6](#) [C3M0021120D](#) [DMN13M9UCA6-7](#)  
[BSS340NWH6327XTSA1](#) [MCM3400A-TP](#) [DMTH10H4M6SPS-13](#) [IRF40SC240ARMA1](#) [IPS60R1K0PFD7SAKMA1](#)  
[IPS60R360PFD7SAKMA1](#) [IPS60R600PFD7SAKMA1](#)