

# 500mW SOD-123 SURFACE MOUNT


## Flat Lead Surface Mount Plastic Package

### Zener Voltage Regulators

#### Absolute Maximum Ratings $T_A = 25^\circ\text{C}$ unless otherwise noted

Symbol	Parameter	Value	Units
$P_D$	Power Dissipation	500	mW
$T_{STG}$	Storage Temperature Range	-65 to +150	$^\circ\text{C}$
$T_{OPR}$	Operating Temperature Range	-65 to +150	$^\circ\text{C}$

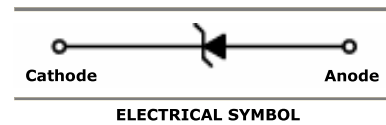
These ratings are limiting values above which the serviceability of the diode may be impaired.



SOD-123 Flat Lead

#### Specification Features:

- Wide Zener Voltage Range Selection, 2.4V to 75V
- VZ Tolerance Selection of  $\pm 5\%$  (C Series)
- Flat Lead SOD-123 Plastic Package
- Surface Device Type Mounting
- RoHS Compliant
- Halogen-free Compliant
- Matte Tin(Sn) Lead Finish
- Band Indicates Cathode



#### Electrical Characteristics $T_A = 25^\circ\text{C}$ unless otherwise noted

Device Type	Device Marking	$V_Z @ I_{ZT}$ (Volts)			$I_{ZT}$ (mA)	$Z_{ZT} @ I_{ZT}$ ( $\Omega$ ) Max	$I_{ZK}$ (mA)	$Z_{ZK} @ I_{ZK}$ ( $\Omega$ ) Max	$I_R @ V_R$ ( $\mu\text{A}$ ) Max	$V_R$ (Volts)
		Min	Nom	Max						
MMSZ2V4CW	2V4Z	2.28	2.4	2.52	5	100	1	564	45	1
MMSZ2V7CW	2V7Z	2.57	2.7	2.84	5	100	1	564	18	1
MMSZ3V0CW	3V0Z	2.85	3.0	3.15	5	100	1	564	9	1
MMSZ3V3CW	3V3Z	3.14	3.3	3.47	5	95	1	564	4.5	1
MMSZ3V6CW	3V6Z	3.42	3.6	3.78	5	90	1	564	4.5	1
MMSZ3V9CW	3V9Z	3.71	3.9	4.10	5	90	1	564	2.7	1
MMSZ4V3CW	4V3Z	4.09	4.3	4.52	5	90	1	564	2.7	1
MMSZ4V7CW	4V7Z	4.47	4.7	4.94	5	80	1	470	2.7	2
MMSZ5V1CW	5V1Z	4.85	5.1	5.36	5	60	1	451	1.8	2
MMSZ5V6CW	5V6Z	5.32	5.6	5.88	5	40	1	376	0.9	2
MMSZ6V2CW	6V2Z	5.89	6.2	6.51	5	10	1	141	2.7	4
MMSZ6V8CW	6V8Z	6.46	6.8	7.14	5	15	1	75	1.8	4
MMSZ7V5CW	7V5Z	7.11	7.5	7.86	5	15	1	75	0.9	5
MMSZ8V2CW	8V2Z	7.79	8.2	8.61	5	15	1	75	0.63	5
MMSZ9V1CW	9V1Z	8.65	9.1	9.56	5	15	1	94	0.45	6
MMSZ10VCW	10VZ	9.50	10	10.50	5	20	1	141	0.18	7
MMSZ11VCW	11VZ	10.45	11	11.55	5	20	1	141	0.09	8
MMSZ12VCW	12VZ	11.40	12	12.60	5	25	1	141	0.09	8
MMSZ13VCW	13VZ	12.35	13	13.65	5	30	1	160	0.09	8
MMSZ15VCW	15VZ	14.25	15	15.75	5	30	1	188	0.045	10.5
MMSZ16VCW	16VZ	15.20	16	16.80	5	40	1	188	0.045	11.2

# 500mW SOD-123 SURFACE MOUNT

## Flat Lead Surface Mount Plastic Package

### Zener Voltage Regulators

#### Electrical Characteristics T<sub>A</sub> = 25°C unless otherwise noted

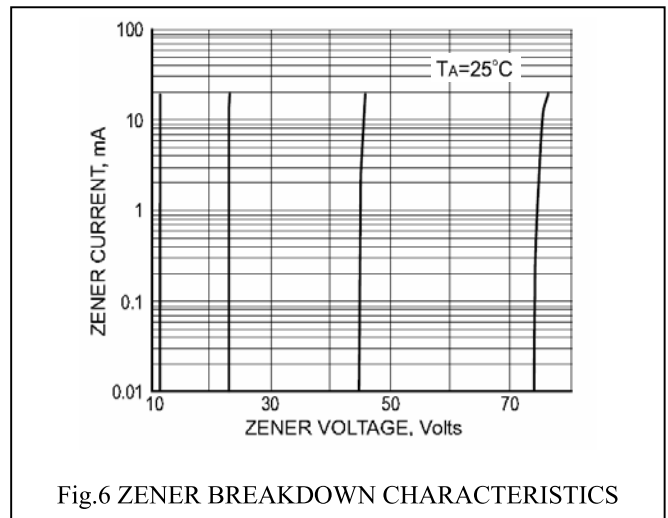
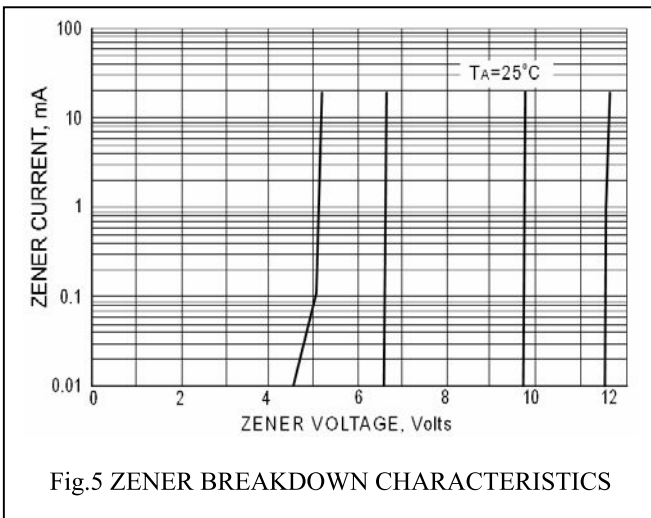
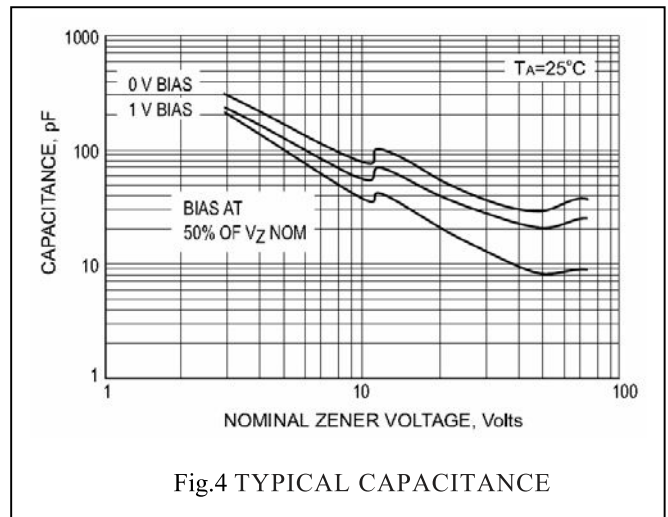
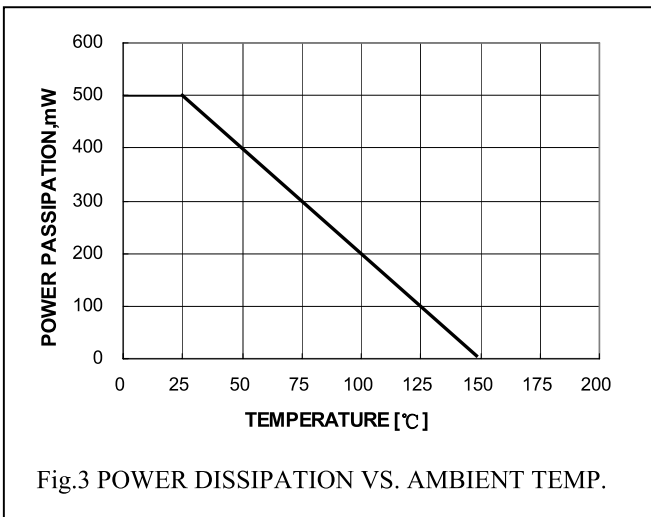
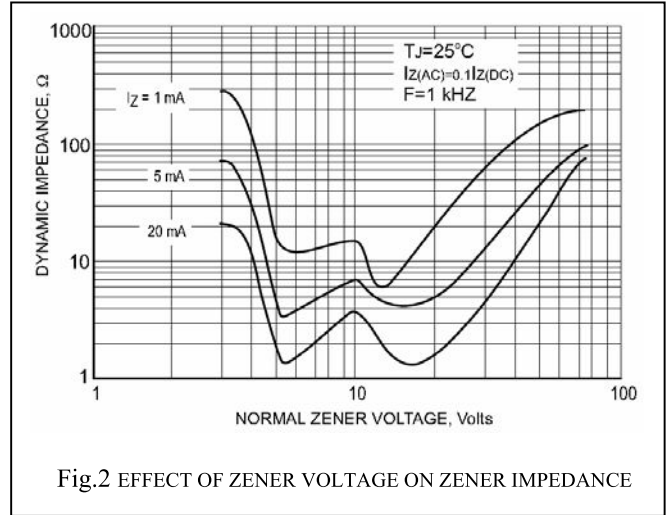
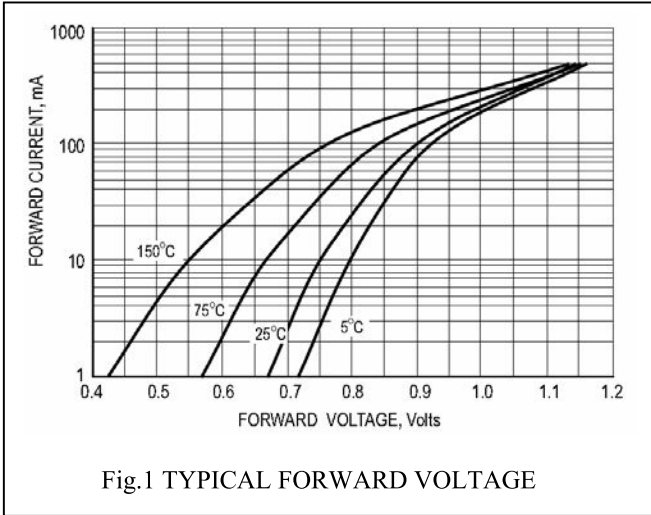
Device Type	Device Marking	V <sub>Z</sub> @ I <sub>ZT</sub> (Volts)			I <sub>ZT</sub> (mA)	Z <sub>ZT</sub> @ I <sub>ZT</sub> (Ω) Max	I <sub>ZK</sub> (mA)	Z <sub>ZK</sub> @ I <sub>ZK</sub> (Ω) Max	I <sub>R</sub> @ V <sub>R</sub> (μA) Max	V <sub>R</sub> (Volts)
		Min	Nom	Max						
MMSZ18VCW	18VZ	17.10	18	18.90	5	45	1	212	0.045	12.6
MMSZ20VCW	20VZ	19.00	20	21.00	5	55	1	212	0.045	14.0
MMSZ22VCW	22VZ	20.90	22	23.10	5	55	1	235	0.045	15.4
MMSZ24VCW	24VZ	22.80	24	25.20	5	70	1	235	0.045	16.8
MMSZ27VCW	27VZ	25.65	27	28.35	2	80	0.5	282	0.045	18.9
MMSZ30VCW	30VZ	28.50	30	31.50	2	80	0.5	282	0.045	21.0
MMSZ33VCW	33VZ	31.35	33	34.65	2	80	0.5	306	0.045	23.0
MMSZ36VCW	36VZ	34.20	36	37.80	2	90	0.5	329	0.045	25.2
MMSZ39VCW	39VZ	37.05	39	40.95	2	130	0.5	329	0.045	27.3
MMSZ43VCW	43VZ	40.85	43	45.15	2	150	0.5	353	0.045	30.1
MMSZ47VCW	47VZ	44.65	47	49.35	2	170	0.5	353	0.045	33.0
MMSZ51VCW	51VZ	48.45	51	53.55	2	180	0.5	376	0.045	35.7
MMSZ56VCW	56VZ	53.20	56	58.80	2	200	0.5	400	0.045	39.2
MMSZ62VCW	62VZ	58.90	62	65.10	2	215	0.5	423	0.045	43.4
MMSZ68VCW	68VZ	64.60	68	71.40	2	240	0.5	447	0.045	47.6
MMSZ75VCW	75VZ	71.25	75	78.75	2	255	0.5	470	0.045	52.5

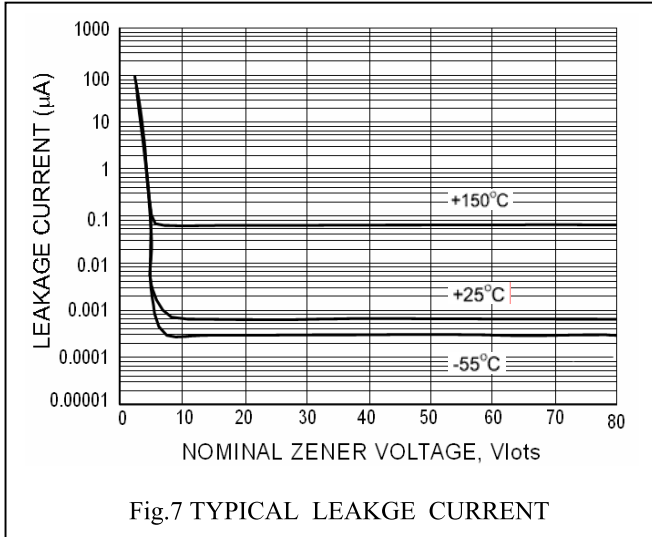
V<sub>F</sub> Forward Voltage = 900mV Maximum @ I<sub>F</sub> = 10 mA for all types

#### Notes:

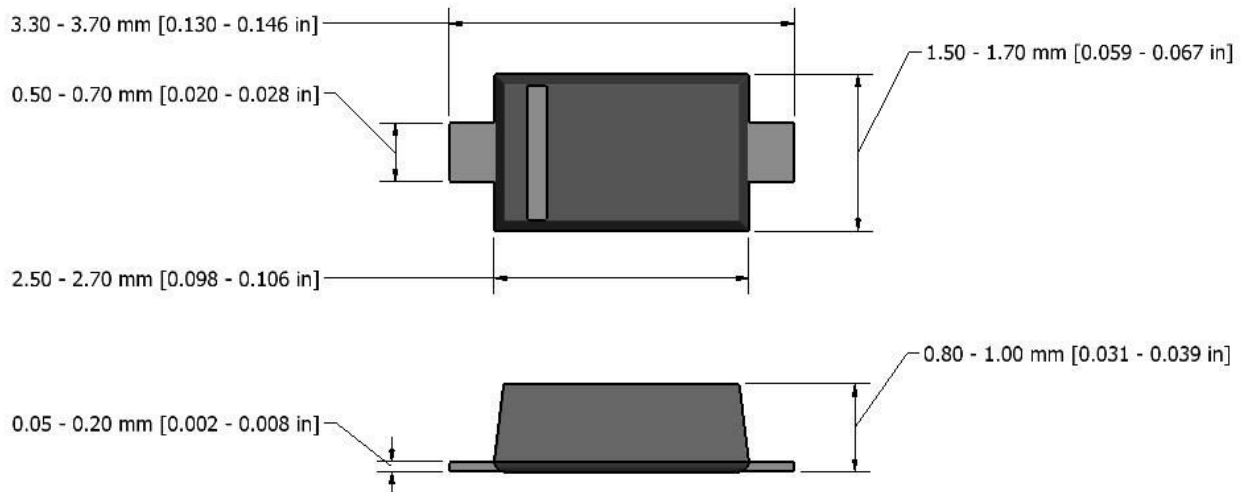
1. The Zener Voltage (V<sub>Z</sub>) is tested under pulse condition of 10mS.
2. The device numbers listed have a standard tolerance on the nominal zener voltage of ±5%.
3. The zener impedance is derived from the 60-cycle ac voltage, which results when an ac current having an rms value equal to 10% of the dc zener current (I<sub>ZT</sub> or I<sub>ZK</sub>) is superimposed to I<sub>ZT</sub> or I<sub>ZK</sub>.

**RATING AND CHARACTERISTIC CURVES**





**Flat Lead SOD-123 Package Outline**



**Note:** Dimensions are exclusive of Burrs, Mold Flash & Tie Bar extrusions.

## X-ON Electronics

Largest Supplier of Electrical and Electronic Components

*Click to view similar products for [Zener Diodes](#) category:*

*Click to view products by [AnBon](#) manufacturer:*

Other Similar products are found below :

[MMSZ5245BS-7-F](#) [RKZ13B2KG#P1](#) [RKZ5.6B2KJ#R1](#) [EDZTE6113B](#) [EDZTE6116B](#) [EDZTE616.8B](#) [1N747A](#) [1N966B](#) [NTE5116A](#)  
[NTE5121A](#) [NTE5139A](#) [NTE5147A](#) [NTE5152A](#) [NTE5155A](#) [NTE5156A](#) [NTE5164A](#) [JANS1N4974US](#) [SMAJ4764A-TP](#) [RKZ5.1BKU#P6](#)  
[3SMAJ5946B-TP](#) [3SMAJ5950B-TP](#) [3SMBJ5920B-TP](#) [3SMBJ5925B-TP](#) [TDZTR24](#) [441774C](#) [MMSZ4678-TP](#) [MMSZ5232BQ-13-F](#)  
[BZG04-36](#) [BZG05C9V1-HE3-TR](#) [HZM30NBTR-E](#) [UDZTE-175.1B](#) [3SMAJ5945B-TP](#) [3SMAJ5947B-TP](#) [3SMBJ5941B-TP](#) [DL4746A-TP](#)  
[RKZ18B2KK#R1](#) [RKZ10B2KL#R1](#) [RKZ6.8B2KL#R1](#) [RKZ8.2B2KL#R1](#) [DZ2S240M0L](#) [SMAZ27-TP](#) [SMBZ5920B-E3/52](#) [ZMM3.0](#)  
[RD16UM-T1-A](#) [RD39S-T1-A](#) [RD9.1S-T1-A](#) [RD10S-T1-A](#) [RD20S-T1-A](#) [RD2.2S-T1-A](#) [RD2.7UM-T1-A](#)