

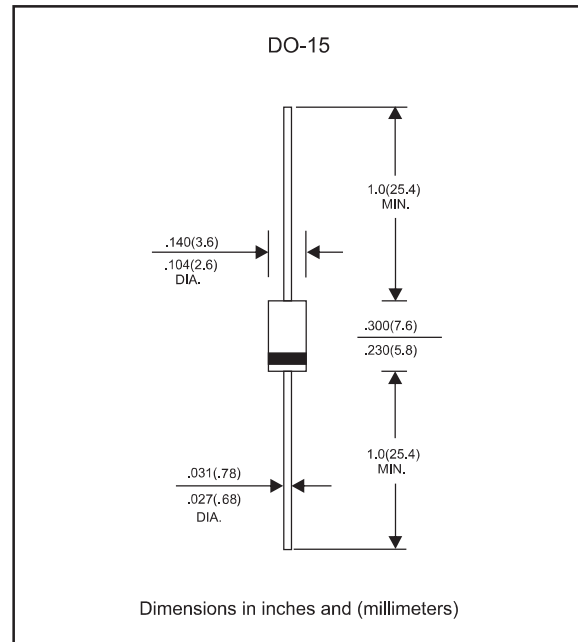
Features

- Axial lead type devices for through hole design.
- 600W peak pulse power capability with a 10/1000us waveform, repetition rate (duty cycle): 0.01%.
- Excellent clamping capability.
- Low incremental surge resistance.
- Fast response time from 0V to V_{BR} , typically less than 1 pS for uni-directional & 5 nS for bi-directional types.
- Ultra high-speed switching.
- Glass passivated chip junction.
- Lead-free parts meet environmental standards of MIL-STD-19500 /228
- Suffix "-H" indicates Halogen free parts, ex. P6KE6.8A-H

Mechanical data

- Epoxy : UL94-V0 rated flame retardant
- Case : Molded plastic, DO-15
- Lead : Axial leads, solderable per MIL-STD-202, Method 208 guaranteed
- Polarity: Color band denotes cathode end
- Mounting Position : Any

Package outline



Maximum ratings (AT $T_A=25^\circ\text{C}$ unless otherwise noted)

PARAMETER	CONDITIONS	Symbol	MIN.	TYP.	MAX.	UNIT
Peak power dissipation	with a 10/1000 us waveform, Note 1 & Fig. 1	P_{PPM}			600	W
Peak pulse current	with a 10/1000 us waveform	I_{PPM}	See table 1			A
Steady state power dissipation	at $T_L=75^\circ\text{C}$ lead length 0.375" (9.5 mm)	$P_{M(AV)}$			5.0	W
Peak forward surge current	8.3ms single half sine-wave superimposed on rated load (jedec method), note 2	I_{FSM}			100	A
Maximum instantaneous forward voltage	for uni-directional types only, at 50A, see note 3	V_F			3.5/5.0	V
Operating temperature		T_J	-55		+150	$^\circ\text{C}$
Storage temperature		T_{STG}	-65		+175	$^\circ\text{C}$

Note 1. Non-repetitive current pulse, per Fig. 3 and derated above $T_A=25^\circ\text{C}$ per Fig. 2

2. Measured on 8.3 ms single half sine-wave or equivalent square wave, duty cycle=4 pulses per minute maximum

3. $V_F=3.5\text{V}$ max. for devices of $V_{BR}<200\text{V}$, and $V_F=5.0\text{V}$ max. for devices of $V_{BR}>201\text{V}$

Electrical characteristics (at $T_A=25^{\circ}\text{C}$ unless otherwise noted)

Table 1

Part No.	Absolute Maximum Rating($T_A = 25^{\circ}\text{C}$)					Electricity Characteristics($T_A = 25^{\circ}\text{C}$)		
	V_{RWM}	$V_{BR\ Min}$	$V_{BR\ Max}$	I_T	I_{FSM}	Max. $V_C@I_{PPM}$		Max. $I_R@V_{RWM}$
	Volts	Volts	Volts	mA	(A)@8.3ms	Volts	I_{PPM} (A)	
P6KE6.8(C)A	5.80	6.45	7.14	10	100	10.5	58.1	1000
P6KE7.5(C)A	6.40	7.13	7.88	10	100	11.3	54.0	500
P6KE8.2(C)A	7.02	7.79	8.61	10	100	12.1	50.4	200
P6KE9.1(C)A	7.78	8.65	9.55	1.0	100	13.4	45.5	50
P6KE10(C)A	8.55	9.50	10.5	1.0	100	14.5	42.1	10
P6KE11(C)A	9.40	10.5	11.6	1.0	100	15.6	39.1	5
P6KE12(C)A	10.2	11.4	12.6	1.0	100	16.7	36.5	5
P6KE13(C)A	11.1	12.4	13.7	1.0	100	18.2	33.5	5
P6KE15(C)A	12.8	14.3	15.8	1.0	100	21.2	28.8	5
P6KE16(C)A	13.6	15.2	16.8	1.0	100	22.5	27.1	5
P6KE18(C)A	15.3	17.1	18.9	1.0	100	25.5	24.2	5
P6KE20(C)A	17.1	19.0	21.0	1.0	100	27.7	22.0	5
P6KE22(C)A	18.8	20.9	23.1	1.0	100	30.6	20.0	5
P6KE24(C)A	20.5	22.8	25.2	1.0	100	33.2	18.4	5
P6KE27(C)A	23.1	25.7	28.4	1.0	100	37.5	16.3	5
P6KE30(C)A	25.6	28.5	31.5	1.0	100	41.4	14.7	5
P6KE33(C)A	28.2	31.4	34.7	1.0	100	45.7	13.3	5
P6KE36(C)A	30.8	34.2	37.8	1.0	100	49.9	12.2	5
P6KE39(C)A	33.3	37.1	41.0	1.0	100	53.9	11.3	5
P6KE43(C)A	36.8	40.9	45.2	1.0	100	59.3	10.3	5
P6KE47(C)A	40.2	44.7	49.4	1.0	100	64.8	9.4	5
P6KE51(C)A	43.6	48.5	53.6	1.0	100	70.1	8.7	5
P6KE56(C)A	47.8	53.2	58.8	1.0	100	77.0	7.9	5
P6KE62(C)A	53.0	58.9	65.1	1.0	100	85.0	7.2	5
P6KE68(C)A	58.1	61.6	71.4	1.0	100	92.0	6.6	5
P6KE75(C)A	64.1	71.3	78.8	1.0	100	103.0	5.9	5
P6KE82(C)A	70.1	77.9	86.1	1.0	100	113.0	5.4	5
P6KE91(C)A	77.8	86.5	95.5	1.0	100	125.0	4.9	5
P6KE100(C)A	85.5	95.0	105.0	1.0	100	137.0	4.5	5
P6KE110(C)A	94.0	105.0	116.0	1.0	100	152.0	4.0	5
P6KE120(C)A	102.0	114.0	126.0	1.0	100	165.0	3.7	5
P6KE130(C)A	111.0	124.0	137.0	1.0	100	179.0	3.4	5
P6KE150(C)A	128.0	143.0	158.0	1.0	100	207.0	2.9	5
P6KE160(C)A	136.0	152.0	168.0	1.0	100	219.0	2.8	5
P6KE170(C)A	145.0	162.0	179.0	1.0	100	234.0	2.6	5
P6KE180(C)A	154.0	171.0	189.0	1.0	100	246.0	2.5	5
P6KE200(C)A	171.0	190.0	210.0	1.0	100	274.0	2.2	5
P6KE220(C)A	185.0	209.0	231.0	1.0	100	328.0	1.9	5
P6KE250(C)A	214.0	237.0	263.0	1.0	100	344.0	1.8	5
P6KE300(C)A	256.0	285.0	315.0	1.0	100	414.0	1.5	5
P6KE350(C)A	300.0	332.0	368.0	1.0	100	482.0	1.3	5
P6KE400(C)A	342.0	380.0	420.0	1.0	100	548.0	1.1	5
P6KE440(C)A	378.0	418.0	462.0	1.0	100	600.0	1.0	5

- Note 1. V_{BR} measured after I_T applied for 300us, I_T =square wave pulse or equivalent
 2. Surge current waveform per Fig. 3 and derated per Fig. 2
 3. For bi-directional types having V_{AVRM} of 10 volts and less, the I_R limit is doubled
 4. Suffix 'C' denotes bi-directional devices. Suffix 'A' denotes 5% tolerance devices, no suffix denotes 10% tolerance devices.
 5. All terms and symbols are consistent with ANS/IEEE C62.35

Rating and characteristic curves (P6KE SERIES)

Fig.1 - PEAK PULSE POWER RATING CURVE

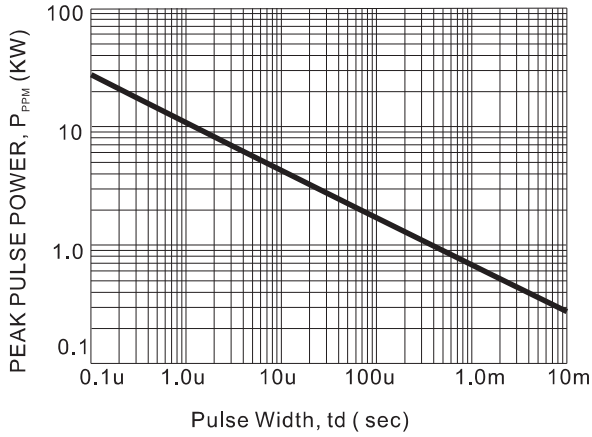


Fig.2 - PULSE DERATING CURVE

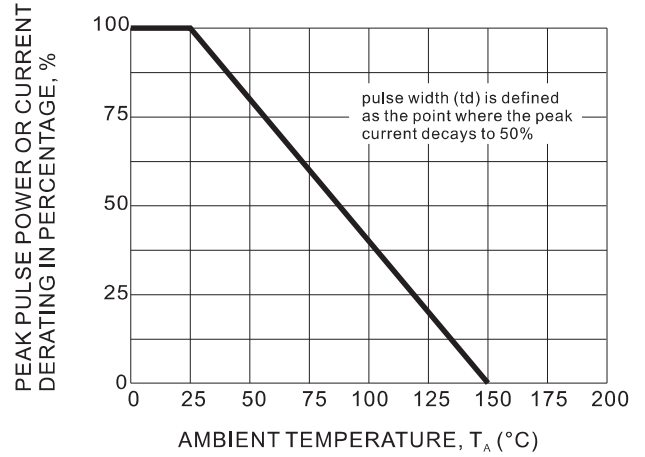


Fig.3 - PULSE WAVEFORM

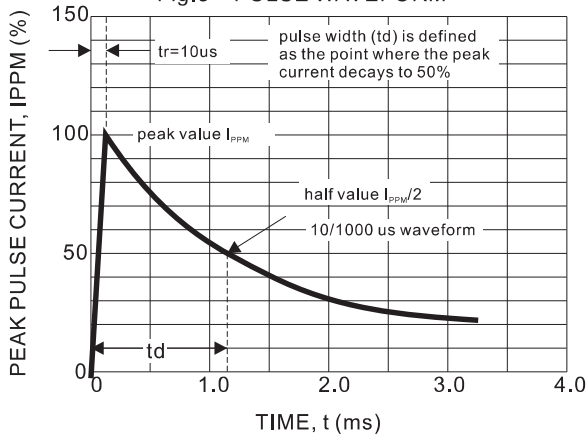


Fig.4 - TYPICAL JUNCTION CAPACITANCE

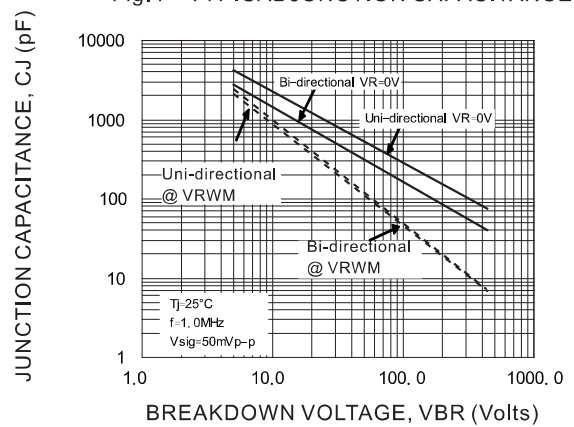


Fig.5 - STEADY STATE POWER DERATING CURVE

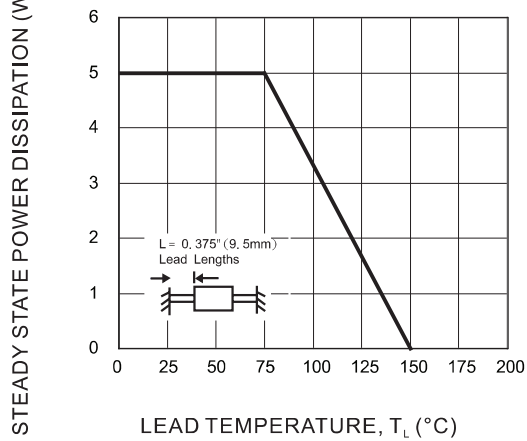
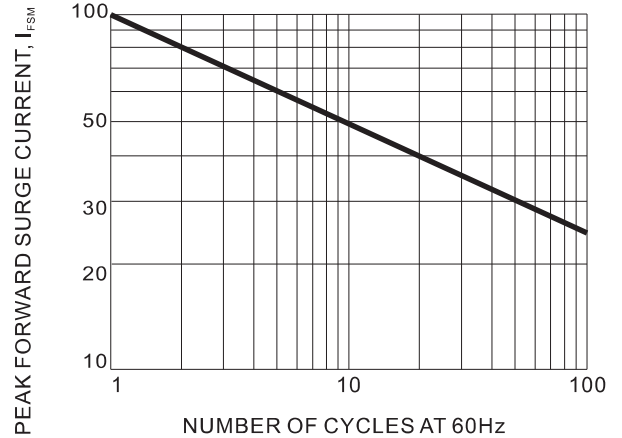






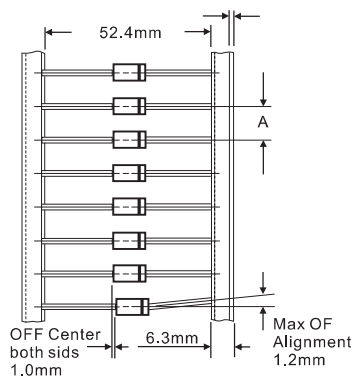
Fig.6 - MAXIMUM NON-REPETITIVE FORWARD SURGE CURRENT



Pinning information

Pin	Simplified outline	Symbol
Uni-Directional Pin1 cathode Pin2 anode		
Bi-Directional		

Taping specifications for AXIAL devices



AMMO PACKING

DEVICE CASE TYPE	Q'TY 1 (PCS / BOX)	INNER BOX SIZE (m/m)	CARTON SIZE (m/m)	Q'TY 2 (PCS / CARTON)	APPROX. CROSS WEIGHT(kg)
DO-15	3,000	260 * 83 * 160	440 * 270 * 340	30,000	14.3

X-ON Electronics

Largest Supplier of Electrical and Electronic Components

Click to view similar products for [ESD Suppressors / TVS Diodes](#) category:

Click to view products by [AnBon](#) manufacturer:

Other Similar products are found below :

[NTE4902](#) [P4SMAJ15A](#) [P4SMAJ26A](#) [SMAJ400CA-TP](#) [TGL34-47CA](#) [ESDAULC45-1BF4](#) [SM1605E3/TR13](#) [SMF20A-TP](#) [P4SMAJ12A](#)
[CPDUR24V-HF](#) [CPDQC5V0USP-HF](#) [CPDQC5V0-HF](#) [MPLAD30KP45CAE3](#) [MMBZ27VCLQ-7-F](#) [MMAD1108/TR13](#) [MPLAD30KP24A](#)
[ACPDQC5V0R-HF](#) [DFLT170A-7](#) [NTE4900](#) [NTE4926](#) [NTE4938](#) [SMF22A-TP](#) [SMF12A-TP](#) [SLVU2.8-TP](#) [SMLJ6.5CA-TP](#) [SMAJ6.5CA-](#)
[TP](#) [MMAD1108E3/TR13](#) [D5V0M1U2LP3-7](#) [SMAJ400A-TP](#) [AOZ8811DT-03](#) [AOZ8831DI-05](#) [AOZ8831DT-03](#) [SMAJ188CA](#) [3SMC33CA](#)
[BK](#) [CPDQC3V3C-HF](#) [CPDQC12VE-HF](#) [MPLAD30KP170CA](#) [82357120100](#) [5.0SMLJ15CA-TP](#) [5KP18A-TP](#) [P6KE8.2A-TP](#)
[MPLAD30KP43CAE3](#) [SMAJ43A-TP](#) [D5V0F6U8LP33-7](#) [TVS5501V10MUT5G](#) [5.0SMLJ24CA-TP](#) [SMAJ110CA-TP](#) [MPLAD15KP75CAE3](#)
[MMAD1103e3/TR13](#) [DFLT40AQ-7](#)