

### 200W Surface Mount Unidirectional and Bidirectional Transient Voltage Suppressors Diodes- 5.0V- 170V

#### Features

- For surface mounted applications in order to optimize board space.
- Low profile package.
- Excellent clamping capability.
- IEC61000-4-2 ESD 15kV Air,8kV contact compliance
- Protects one I/O line
- Lead-free parts meet RoHS requirements.
- Meet HF requirements.
- Suffix "-Q1" for AEC-Q101.

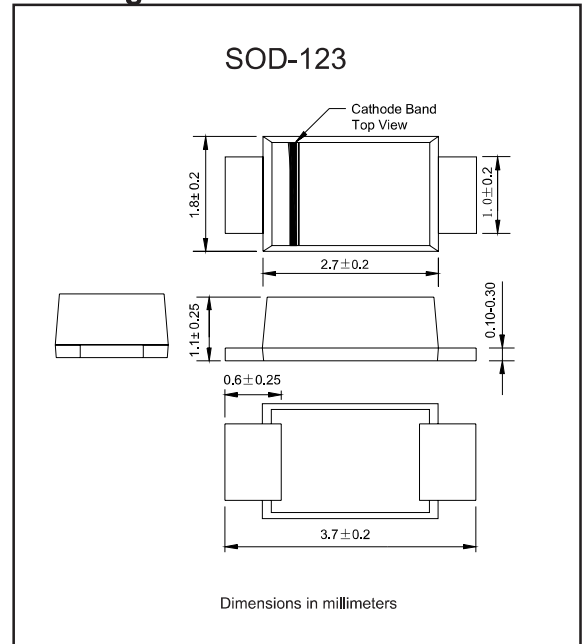
#### Applications

- Personal digital assistants (PDA)
- Cellular handsets & Accessories
- Portable devices
- Portable instrumentation
- Handhelds and notebooks
- Digital cameras

#### Mechanical data

- Epoxy : UL94-V0 rated flame retardant
- Case : Molded plastic, SOD-123
- Terminals :Plated terminals, solderable per MIL-STD-750, Method 2026
- Polarity : Indicated by cathode band
- Mounting Position : Any
- Weight : Approximated 0.02 gram

#### Package outline



#### Maximum ratings and Electrical Characteristics (AT $T_A=25^{\circ}\text{C}$ unless otherwise noted)

PARAMETER	CONDITIONS	Symbol	Value	UNIT
Peak Power Dissipation	Peak Pulse Power Dissipation at $T_A=25^{\circ}\text{C}$ by $10 \times 1000 \mu\text{s}$ (Note 1)	$P_{\text{PPM}}$	200	W
Operating junction temperature range		$T_J$	-55 to +150	$^{\circ}\text{C}$
Storage temperature range		$T_{\text{STG}}$	-55 to +150	$^{\circ}\text{C}$

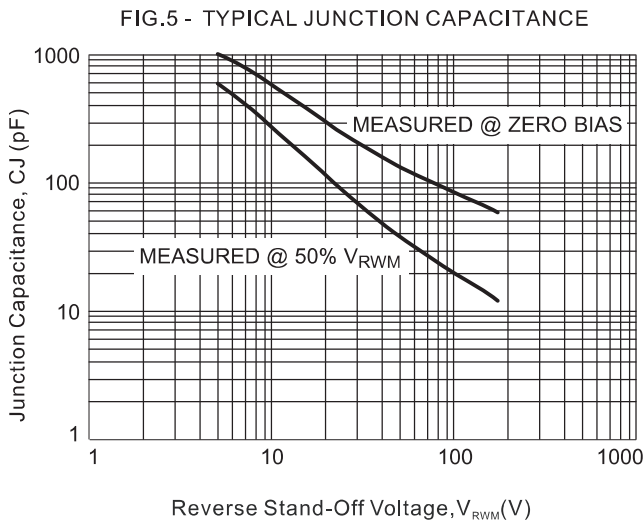
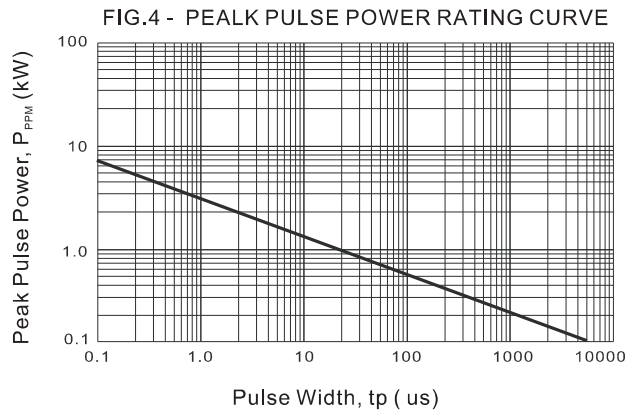
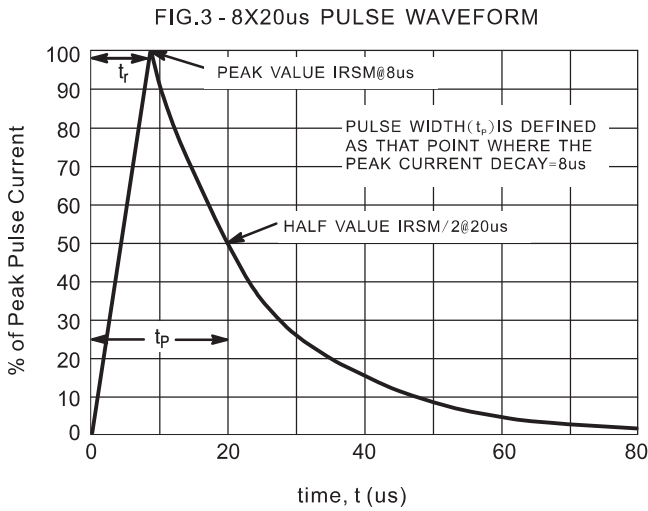
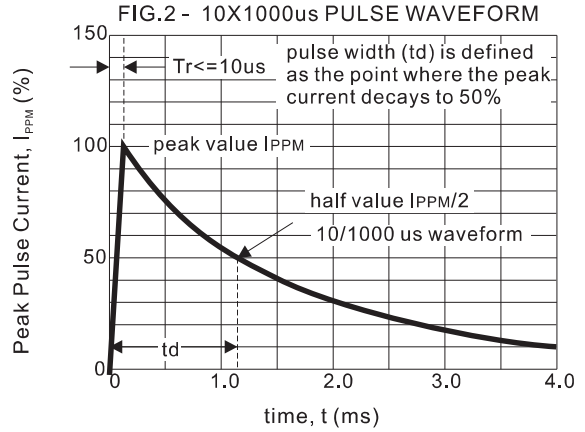
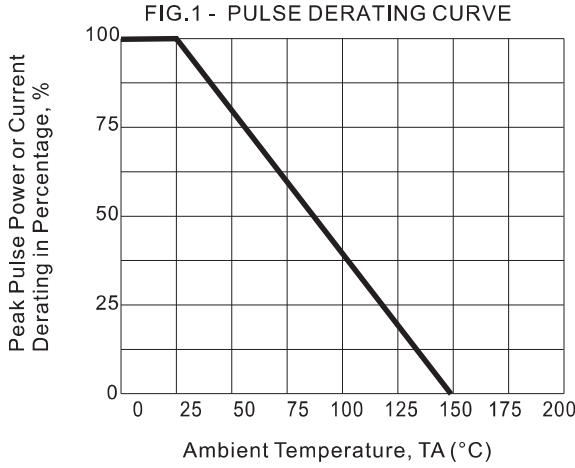
Note: 1. Non-repetitive current pulse, per Fig. 2 and derated above  $T_A=25^{\circ}\text{C}$  per Fig. 1

### Electrical characteristics (at T = 25°C unless otherwise noted)





Part Number Add C For Bi-Directional (Note 4)	Reverse Standoff Voltage	Breakdown Voltage V <sub>BR</sub> @ I <sub>T</sub> (Note 5)		Test Current	Max. Reverse Leakage @ V <sub>RWM</sub> (Note 6)	Max. Clamping Voltage @ I <sub>pp</sub>	Max. Peak Pulse Current I <sub>pp</sub>	Marking Code	
	V <sub>RWM</sub> (V)	Min (V)	Max (V)	I <sub>T</sub> (mA)	I <sub>R</sub> (μA)	V <sub>C</sub> (V)	(A)	BI-	UNI-
SMF5.0(C)A-Q1	5.0	6.40	7.25	10	800	9.2	21.7	TE	KE
SMF6.0(C)A-Q1	6.0	6.67	7.37	10	800	10.3	19.4	TG	KG
SMF6.5(C)A-Q1	6.5	7.22	7.98	10	500	11.2	17.9	TK	KK
SMF7.0(C)A-Q1	7.0	7.78	8.60	10	200	12.0	16.7	TM	KM
SMF7.5(C)A-Q1	7.5	8.33	9.21	1.0	100	12.9	15.5	TP	KP
SMF8.0(C)A-Q1	8.0	8.89	9.83	1.0	50	13.6	14.7	TR	KR
SMF8.5(C)A-Q1	8.5	9.44	10.4	1.0	10	14.4	13.9	TT	KT
SMF9.0(C)A-Q1	9.0	10.0	11.1	1.0	5.0	15.4	13.0	TV	KV
SMF10(C)A-Q1	10	11.1	12.3	1.0	5.0	17.0	11.8	TX	KX
SMF11(C)A-Q1	11	12.2	13.5	1.0	5.0	18.2	11.0	TZ	KZ
SMF12(C)A-Q1	12	13.3	14.7	1.0	5.0	19.9	10.1	UE	LE
SMF13(C)A-Q1	13	14.4	15.9	1.0	5.0	21.5	9.3	UG	LG
SMF14(C)A-Q1	14	15.6	17.2	1.0	5.0	23.2	8.6	UK	LK
SMF15(C)A-Q1	15	16.7	18.5	1.0	5.0	24.4	8.2	UM	LM
SMF16(C)A-Q1	16	17.8	19.7	1.0	5.0	26.0	7.7	UP	LP
SMF17(C)A-Q1	17	18.9	20.9	1.0	5.0	27.6	7.2	UR	LR
SMF18(C)A-Q1	18	20.0	22.1	1.0	5.0	29.2	6.8	UT	LT
SMF20(C)A-Q1	20	22.2	24.5	1.0	5.0	32.4	6.2	UV	LV
SMF22(C)A-Q1	22	24.4	26.9	1.0	5.0	35.5	5.6	UX	LX
SMF24(C)A-Q1	24	26.7	29.5	1.0	5.0	38.9	5.1	UZ	LZ
SMF26(C)A-Q1	26	28.9	31.9	1.0	5.0	42.1	4.8	VE	ME
SMF28(C)A-Q1	28	31.1	34.4	1.0	5.0	45.4	4.4	VG	MG
SMF30(C)A-Q1	30	33.3	36.8	1.0	5.0	48.4	4.2	VK	MK
SMF33(C)A-Q1	33	36.7	40.6	1.0	5.0	53.3	3.8	VM	MM
SMF36(C)A-Q1	36	40.0	44.2	1.0	5.0	58.1	3.5	VP	MP
SMF40(C)A-Q1	40	44.4	49.1	1.0	5.0	64.5	3.1	VR	MR
SMF43(C)A-Q1	43	47.8	52.8	1.0	5.0	69.4	2.9	VT	MT
SMF45(C)A-Q1	45	50.0	55.3	1.0	5.0	72.7	2.8	VV	MV
SMF48(C)A-Q1	48	53.3	58.9	1.0	5.0	77.4	2.6	VX	MX
SMF51(C)A-Q1	51	56.7	62.7	1.0	5.0	82.4	2.5	VZ	MZ
SMF54(C)A-Q1	54	60.0	66.3	1.0	5.0	87.1	2.3	WE	NE
SMF58(C)A-Q1	58	64.4	71.2	1.0	5.0	93.6	2.3	WG	NG
SMF60(C)A-Q1	60	66.7	73.7	1.0	5.0	96.8	2.1	WK	NK
SMF64(C)A-Q1	64	71.1	78.6	1.0	5.0	103	2.0	WM	NM
SMF70(C)A-Q1	70	77.8	86.0	1.0	5.0	113	1.8	WP	NP
SMF75(C)A-Q1	75	83.3	92.1	1.0	5.0	121	1.7	WR	NR
SMF78(C)A-Q1	78	86.7	95.8	1.0	5.0	126	1.6	WT	NT
SMF85(C)A-Q1	85	94.4	104	1.0	5.0	137	1.5	WV	NV
SMF90(C)A-Q1	90	100	111	1.0	5.0	146	1.4	WX	NX
SMF100(C)A-Q1	100	111	123	1.0	5.0	162	1.3	WZ	NZ
SMF110(C)A-Q1	110	122	135	1.0	5.0	177	1.2	XE	PE
SMF120(C)A-Q1	120	133	147	1.0	5.0	193	1.1	XG	PG
SMF130(C)A-Q1	130	144	159	1.0	5.0	209	1.0	XK	PK
SMF150(C)A-Q1	150	167	185	1.0	5.0	243	0.8	XM	PM
SMF160(C)A-Q1	160	178	197	1.0	5.0	259	0.8	XP	PP
SMF170(C)A-Q1	170	189	209	1.0	5.0	275	0.8	XR	PR

- Notes: 4. Suffix C denotes Bi-directional device.  
5. V<sub>BR</sub> measured with I<sub>T</sub> current pulse = 300μs  
6. For Bi-Directional devices having V<sub>RWM</sub> of 10V and under, the I<sub>R</sub> is doubled.

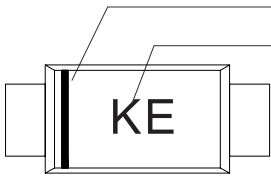

**Rating and characteristic curves (SMF SERIES)**



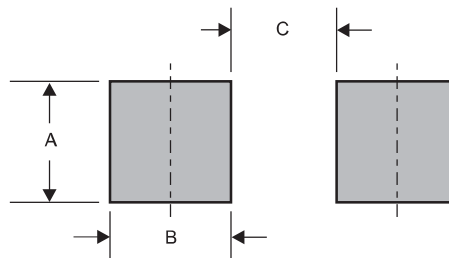
### Pinning information

Pin	Simplified outline	Symbol
Uni-Directional Pin1 cathode Pin2 anode		
Bi-Directional		

### Marking

Type number	Example
Uni-Directional	 <p>Cathode band</p> <p>Marking code (see page 2)</p>
Bi-Directional	 <p>Marking code (see page 2)</p>

### Suggested solder pad layout



Dimensions in inches and (millimeters)

PACKAGE	A	B	C
SOD-123	0.044 (1.10)	0.040 (1.00)	0.079 (2.00)

## X-ON Electronics

Largest Supplier of Electrical and Electronic Components

*Click to view similar products for [ESD Suppressors / TVS Diodes](#) category:*

*Click to view products by [AnBon](#) manufacturer:*

Other Similar products are found below :

[60KS200C](#) [D18V0L1B2LP-7B](#) [D5V0F4U5P5-7](#) [DESD5V0U1BB-7](#) [NTE4902](#) [P4KE27CA](#) [P6KE11CA](#) [P6KE39CA-TP](#) [P6KE8.2A](#)  
[SA110CA](#) [SA60CA](#) [SA64CA](#) [SMBJ12CATR](#) [SMBJ33CATR](#) [SMBJ8.0A](#) [ESD101-B1-02ELS E6327](#) [ESD105-B1-02EL E6327](#) [ESD112-B1-02EL E6327](#) [ESD119B1W01005E6327XTSA1](#) [ESD5V0L1B02VH6327XTSA1](#) [ESD7451N2T5G](#) [19180-510](#) [CPDT-5V0USP-HF](#)  
[3.0SMCJ33CA-F](#) [3.0SMCJ36A-F](#) [HSPC16701B02TP](#) [D3V3Q1B2DLP3-7](#) [D55V0M1B2WS-7](#) [DESD5V0U1BL-7B](#) [DRTR5V0U4SL-7](#)  
[SCM1293A-04SO](#) [ESD200-B1-CSP0201 E6327](#) [SM12-7](#) [SMLJ45CA-TP](#) [CEN955 W/DATA](#) [82350120560](#) [VESD12A1A-HD1-GS08](#)  
[CPDUR5V0R-HF](#) [CPDQC5V0U-HF](#) [CPDQC5V0USP-HF](#) [CPDQC5V0-HF](#) [D1213A-01LP4-7B](#) [D1213A-02WL-7](#) [MMAD1108/TR13](#)  
[5KP100A](#) [5KP15A](#) [5KP18A](#) [5KP48A](#) [5KP90A](#) [5KP90CA](#)