

PowerMod HP connectors, developed by Anderson Power Products, are the innovative New Generation of High Power Interconnections for the Electronics Industry.

The touch-safe PowerMod HP female panel connector is designed for high power connector safety. Male panel connectors are designed for blind mating with female panel connectors or positive latching with female cable connectors. Housings are a black UL94 V-0 flame retardant material.

PowerMod HP contacts are durable and rated for circuit interruption (true hot-pluggable). Series A contacts are available in #6 to #2 American wire gauge and 16mm² to 35mm² metric wire sizes for global design freedom.

Our optional blind mating hardware accommodates up to +/- .125" (3mm) of misalignment and is available for both male and female panel connectors.

The PowerMod HP connectors embody the highest quality in the industry and meet all applicable industry standards.

Features

- Positive latching**
Integral Latches with ergonomic release provide over 50 lbs retention
- Low connector mating forces**
Connectors are easily mated and un-mated
- Blind mate panel mount option**
Provides over +/- .125" (3mm) of float mount capability
- Ease of assembly**
Intuitive design allows for simplicity of assembly



Panel Mount



Panel Mount Blind Mate

SPECIFICATIONS

Electrical

Current Rating (Amperes)	
UL	210
CSA (30°C Rise)	130
UL / CSA Voltage Rating	600
Wire Size (AWG)	#6 to #2
(mm ²)	16 to 35
Dielectric Withstanding Voltage (AC)	2200
Operating Temperature (°C)	-40° to 130°
(°F)	-40° to 266°
Ambient Temperature (°C)	-40° to 85°
(°F)	-40° to 185°

Mechanical

Mating Force	15 lbs. (66.72N) avg
Latch Retention Force	50 lbs. (222N) min
Contact Retention Force	100 lbs. (445N) min
Mating	
a. No Load (mating cycles)	500
b. Under Load (Hot Plug 250 mating cycles @ 120V)	80A
Materials	
Housing & Cable Clamp	PBT UL94 V-0
Latch	PEI UL94 V-0
Contacts	Copper alloy silver plate
Hardware	Steel zinc chromate



ORDERING INFORMATION

PowerMod HP Part Number Plan - Dual Pole Panel Mount Male

Series	Series	Gender	Model	Wire Size
PMHP	A	M	14	P05
A *				
M - Male				
14 - Dual Pole Male Panel Mount				
15 - Dual Pole Male Blindmate Panel Mount				
P05 - 6 AWG				
P04 - 16mm ²				
P03 - 4 AWG				
P02 - 25mm ²				
P01 - 2 AWG & 35mm ²				

* Maximum wire size 2 AWG or 35mm²

Components

Part Number	Description
PMHPAM14	Housing Kit, Male, Dual Pole, Panel Mount With Key
PMHPAM15	Housing Kit, Male, Dual Pole, Panel Mount No Key With Blindmate Post
PMHPAP05	Pin, Series A, Crimp for 6 AWG wire
PMHPAP04	Pin, Series A, Crimp for 16mm ² wire
PMHPAP03	Pin, Series A, Crimp for 4 AWG wire
PMHPAP02	Pin, Series A, Crimp for 25mm ² wire
PMHPAP01	Pin, Series A, Crimp for 2 AWG & 35mm ² wire
PMHPAFMH	Float Mount Kit

Dual Pole Panel Mount Male - Series A

ORDERING INFORMATION

Tooling

Pneumatic Production Tool				
Wire Size	Part Number	Die P/N	Locator P/N	Number of Crimps
#2 AWG 35mm ²	1387G2	1303G13	1304G19	2
25mm ²	1387G2	1303G13	1304G19	2
#4 AWG	1387G2	1303G14	1304G19	2
16mm ²	1387G2	1303G14	1304G19	2
#6 AWG	1387G2	1303G14	1304G19	2

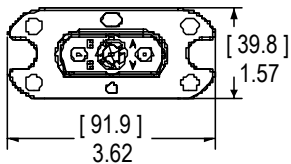
Hand Tool				
Wire Size	Hydraulic	Battery	Die P/N	Number of Crimps
#2 AWG 35mm ²	1387G3	1370G1	1322G7	2
25mm ²	1387G3	1370G1	1322G11	2
#4 AWG	1387G3	1370G1	1322G8	2
16 mm ²	1387G3	1370G1	1322G10	2
#16 AWG	1387G3	1370G1	1322G9	2

Accessories

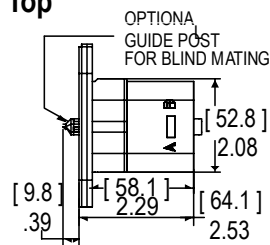
Part Number	Description
PMHPAMDC	Dust Cover

DIMENSIONS

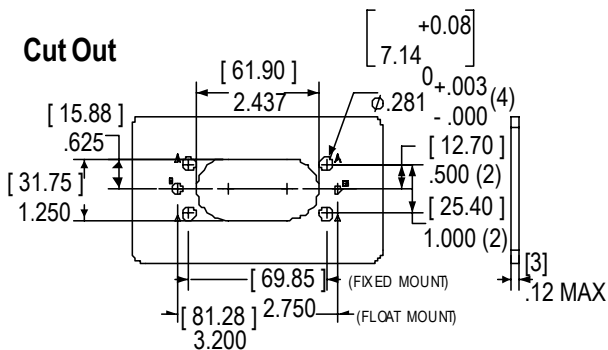
Front



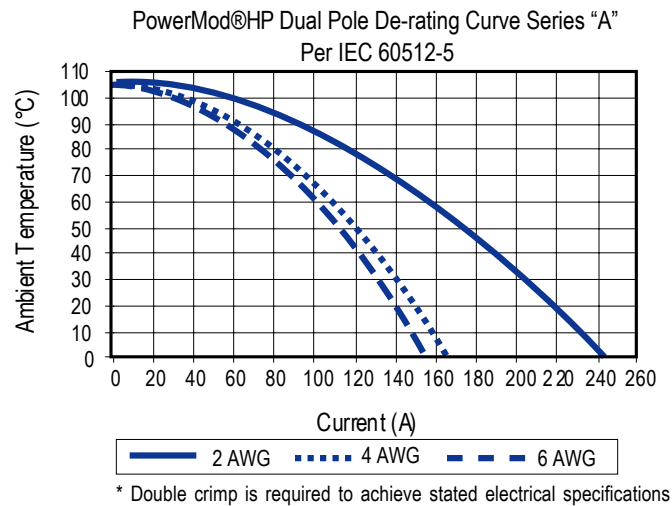
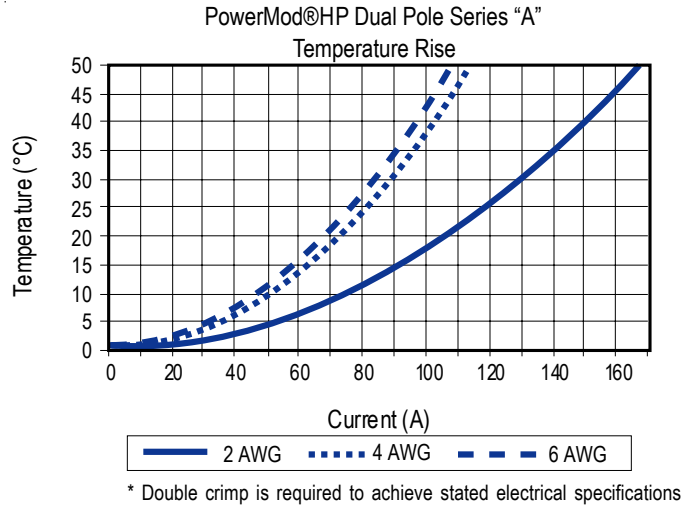
Top



Cut Out



TEMPERATURE CHART



MATING CONNECTORS

Dual Pole Panel Mount Female - (mates with panel mount blind mate only)

Dual Pole Straight Female



Dual Pole Right Angle Female



X-ON Electronics

Largest Supplier of Electrical and Electronic Components

Click to view similar products for [Heavy Duty Power Connectors](#) category:

Click to view products by [Anderson Power Products](#) manufacturer:

Other Similar products are found below :

[647757-1](#) [6643411-1](#) [6646058-2](#) [6646137-1](#) [6646138-1](#) [6646479-1](#) [6646608-1](#) [6646786-1](#) [6646940-1](#) [6651091-1](#) [6651525-1](#) [6651529-1](#)
[6651788-1](#) [696475-1](#) [73000005059](#) [73000005642](#) [765-15-0080A](#) [765-16-0080B](#) [829992-1](#) [902-77-02113](#) [129-1J](#) [AN0024023](#) [E6374G1](#)
[e6389g2](#) [157-43GW8](#) [MS3117-14AC](#) [1643543-1](#) [1650540-1](#) [1651811-2](#) [1766260-1](#) [1766282-1](#) [1766966-1](#) [1791340000](#) [NLDFT-3-BL-L-](#)
[S120-M40A](#) [NLDFT-N-W-L-C240-M40B](#) [NLS-2-R-C240-M40B](#) [NLS-N-W-C240-M40B](#) [NPS-3-BL-T6](#) [1986615-1](#) [2-1589900-8](#) [2199314-1](#)
[KA8102](#) [9300480317](#) [SBS50BRN#6](#) [29131](#) [29652](#) [1646905-1](#) [1648320-1](#) [1648582-1](#) [1650195-2](#)