



## 达林顿光耦

Darlington Photo Coupler

# AT815

Product Data Sheet

**AOTE DCC**  
**RELEASE**

**台湾奥特半导体科技有限公司**

TAIWAN AOTE SEMICONDUCTOR TECHNOLOGY CO.,LTD

[www . aote se mi . co m](http://www.aotese mi .co m)

## 概述 Description

T815系列结合了AlGaAs红外发射二极管作为发射器，该二极管与塑料DIP4封装中的硅平面达林顿光电晶体管探测器光学耦合，具有不同的引线形成选项。AT815系列采用坚固的共面双模结构，提供最稳定的隔离。

The AT815 series combine an AlGaAs infrared emitting diode as the emitter which is optically coupled to a silicon planar darlington hototransistordetector in a plastic DIP4 package with different lead forming options. With the robust coplanar double mold structure, AT815 series provide the most stable isolation.

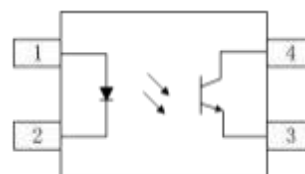
## 特性 Features

- 电流转换比(CTR)范围: 200% ~600% ( $I_F = 5\text{mA}$ ,  $V_{CE} = 5\text{V}$ ,  $T_a = 25^\circ\text{C}$ )  
Current transfer ratio: 200% ~600% ( $I_F = 5\text{mA}$ ,  $V_{CE} = 5\text{V}$ ,  $T_a = 25^\circ\text{C}$ )
- 输入-输出隔离电压 ( $V_{ISO} = 5000 \text{ Vrms}$ )  
High isolation voltage between input and output ( $V_{ISO} = 5000 \text{ Vrms}$ )
- 集电极-发射极击穿电压  $BV_{CEO} \geq 80\text{V}$   
Collector - emitter breakdown voltage  $BV_{CEO} \geq 80\text{V}$
- 工作温度 :  $-55^\circ\text{C} \sim 110^\circ\text{C}$   
Operating Temperature:  $-55^\circ\text{C} \sim 110^\circ\text{C}$
- 符合加强绝缘标准  
Meet reinforced insulation standards
- 符合安规标准 : UL 1577 , VDE DIN EN60747-5-5 (VDE 0884-5) , CQC11-471543-2022  
Meet safety standard approval: UL 1577, VDE DIN EN60747-5-5 (VDE 0884-5) , CQC11-471543-2022

## 应用 Applications

- 顺序控制器  
Sequence controller
- 工业控制 , 测量仪器  
Industrial control, measuring instruments
- 电话/传真  
Telephone/FAX
- 系统设备、测量仪器  
System appliances, measuring instrument
- 编程逻辑控制器  
Programmable logic controller

## 封装和原理图 packageandschematic Diagram



Pin Configuration

1. Anode
2. Cathode
3. Emitter
4. Collector



## 产品型号命名规则 Order code

# AT 815 -UN Y-WV(ZZ)

①      ②      ③      ④      ⑤      ⑥      ⑦

- ① 公司代码 Company Code (AT: 奥特 Aote)
- ② 产品系列 Product Series (815: 815)
- ③ CTR 档位 Classification (代码 Code: C or D)
- ④ 框架类型 Lead Frame (Cu: 铜框架 Copper, Fe: 铁框架 Ferrum)
- ⑤ 树脂类型 Epoxy Type (H: 树脂类型 I, L: 树脂类型 II)
- ⑥ 封装形式 Package (D: DIP, S: SMD, M: DIP-M)
- ⑦ 细分档位 Subdivision Code (T: D1, Y: D2)
- ⑧ 内部补充代码 Internal Supplementary Code (数字或者空白 Number or None)

## 印字信息 Marking Information

- 印字中 “” 为奥特品牌 LOGO  
“” denotes LOGO
- 印字中 “Y” 代表年份; A(2018), B(2019), C(2020) ... ..  
“Y” denotes YEAR: A(2018), B(2019), C(2020) ... ..
- 印字中 “WW” 代表周号  
“WW” denotes Week' s number
- 印字中 “E” 代表内部代码  
“E” denotes Internal code
- 印字中的 “H” 代表无卤  
“H” denotes Halogen-free



## 绝缘和安规信息 Insulation and safety related specifications

项目 Item	符号 Symbol	数值 Value	单位 Unit	备注 Remark
爬电距离 Creepage Distance	L	>7.0	mm	从输入端到输出端，沿本体最短距离路径 Measured from input terminals to output terminals, shortest distance path along body
电气间隙 Clearance Distance	L	>7.0	mm	从输入端到输出端，通过空气的最短距离 Measured from input terminals to output terminals, shortest distance through air
绝缘距离 Insulation Thickness	DTI	>0.4	mm	发射器和探测器之间的绝缘厚度 Insulation thickness between emitter and detector
峰值隔离电压 Peak Isolation Voltage	$V_{IORM}$	1500	$V_{peak}$	DIN/EN/IEC EN60747-5-5
瞬态隔离电压 Transient isolation voltage	$V_{IOTM}$	7000	$V_{peak}$	DIN/EN/IEC EN60747-5-5
隔离电压 Isolation Voltage	$V_{iso}$	>5000	$V_{rms}$	For 1 min, RH < 60%

## 极限参数 Absolute Maximum Ratings ( $T_a = 25^\circ\text{C}$ )

参数 Parameter		符号 Symbol	额定值 Rating	单位 Unit
发射端 Input	正向电流 Forward Current	$I_F$	60	mA
	峰值正向电流(1 $\mu\text{s}$ , 脉冲) Peak forward current (1 $\mu\text{s}$ , pulse)	$I_{FP}$	1000	mA
	反向电压 Reverse Voltage	$V_R$	6	V
	功耗 Power Dissipation	$P_D$	100	mW
接收端 output	集电极功耗 Collector Power Dissipation	$P_C$	150	mW
	集电极电流 Collector Current	$I_C$	80	mA
	集电极-发射极电压 Collector-Emitter Voltage	$V_{CEO}$	40	V
	发射极-集电极电压 Emitter - Collector Voltage	$V_{ECO}$	6	V
总功耗 Total Power Dissipation		$P_{tot}$	200	mW
隔离电压 Isolation Voltage		$V_{iso}$	5000	$V_{rms}$
工作温度 Operating Temperature		$T_{opr}$	-55 ~ +110	$^\circ\text{C}$
存储温度 Storage Temperature		$T_{stg}$	-55 ~ +125	$^\circ\text{C}$
焊接温度 Soldering Temperature		$T_{sol}$	260	$^\circ\text{C}$

**产品特性参数 Electro-optical characteristics (Ta=25°C)**

参数 Parameter		符号 Symbol	条件 Condition	最小 Min.	典型 Typ.	最大 Max.	单位 Unit
发射端 Input	正向电压 Forward Voltage	V <sub>F1</sub>	I <sub>F</sub> = 10mA	1.0	-	1.3	V
	正向电压 Forward Voltage	V <sub>F2</sub>	I <sub>F</sub> = 20mA	1.1	-	1.4	V
	反向电流 Reverse Current	I <sub>R</sub>	V <sub>R</sub> = 5V	-	-	10	μA
	终端电容 Terminal Capacitance	C <sub>t</sub>	V=0, F = 1kHz	-	30	250	pF
接收端 Output	集电极暗电流 Collector Dark Current	I <sub>CEO</sub>	V <sub>CE</sub> = 50V	-	-	100	nA
	集电极-发射极击穿电压 Collector-Emitter Breakdown Voltage	BV <sub>CEO</sub>	I <sub>C</sub> = 0.1mA, I <sub>F</sub> = 0	40	-	-	V
	发射极-集电极击穿电压 Emitter-Collector Breakdown Voltage	BV <sub>ECO</sub>	I <sub>E</sub> = 10μA, I <sub>F</sub> = 0	6	-	-	V
传输特性 Transfer Characteristics	电流传输比 Current Transfer Ratio	CTR*	I <sub>F</sub> = 5mA, V <sub>CE</sub> = 5V	600	-	7500	%
	集电极-发射极饱和压降 Collector-Emitter Saturation Voltage	V <sub>CE(sat)</sub>	I <sub>F</sub> = 1mA, I <sub>C</sub> = 1mA	-	0.8	1.0	V
	隔离电阻 Isolation Resistance	R <sub>ISO</sub>	DC500V, 40 ~ 60% R.H.	10 <sup>12</sup>	10 <sup>14</sup>	-	Ω
	隔离电容 Isolation capacitance	C <sub>ISO</sub>	V=0, F=1MHz	-	0.6	1.0	pF
	截至频率 Cut-off Frequency	F <sub>C</sub>	V <sub>CE</sub> = 5V, I <sub>C</sub> = 2mA, R <sub>L</sub> = 100Ω, -3dB	-	1	-	KHz
	上升时间 Rise Time	T <sub>r</sub>	V <sub>CE</sub> = 10V, I <sub>C</sub> = 2mA, R <sub>L</sub> = 100Ω	-	95	300	μs
	下降时间 Fall Time	T <sub>f</sub>	V <sub>CE</sub> = 10V, I <sub>C</sub> = 2mA, R <sub>L</sub> = 100Ω	-	84	250	μs

注\* : 电流传输比 = I<sub>C</sub>/I<sub>F</sub> × 100%.

Note\* : CTR = I<sub>C</sub>/I<sub>F</sub> × 100%.

典型光电特性曲线 Typical Electro-optical characteristics curves

Fig.1 Current Transfer Ratio vs. Forward Current

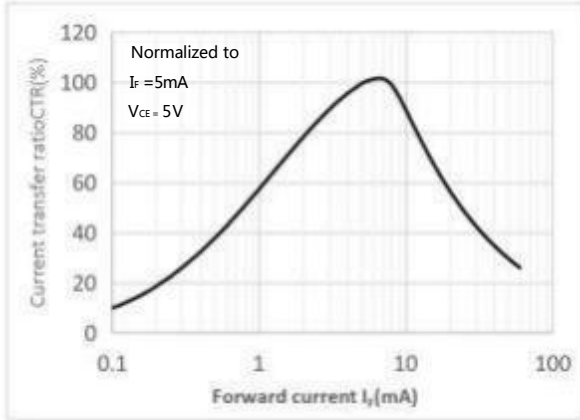


Fig.2 Forward Current vs Forward Voltage

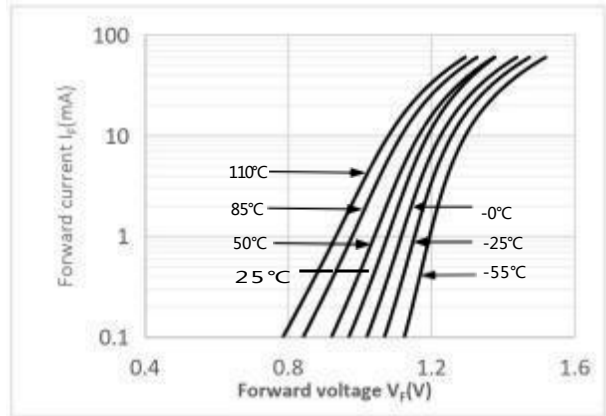


Fig.3 Collector Current vs. Collector-emitter Voltage

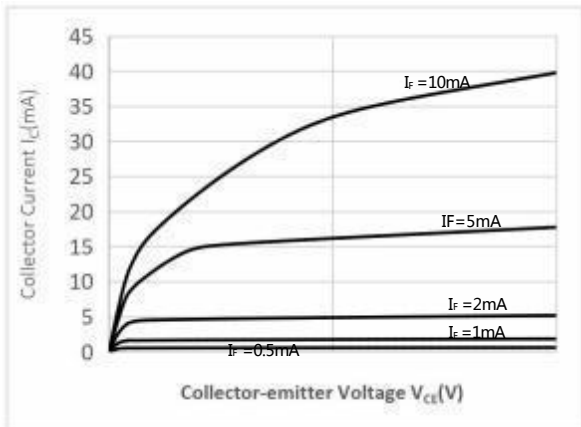


Fig.4 Relative Current Transfer Ratio vs. Ambient Temperature

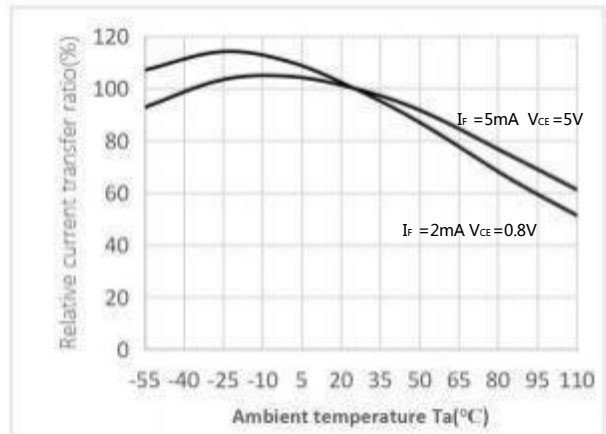


Fig.5 Collector-emitter Saturation Voltage vs. Ambient Temperature

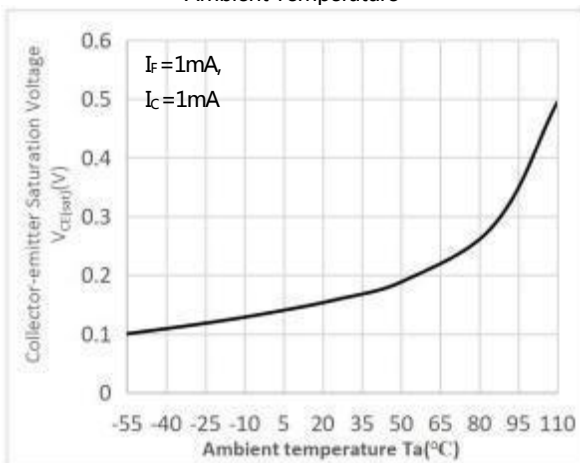


Fig.6 Collector Dark Current vs Ambient Temperature

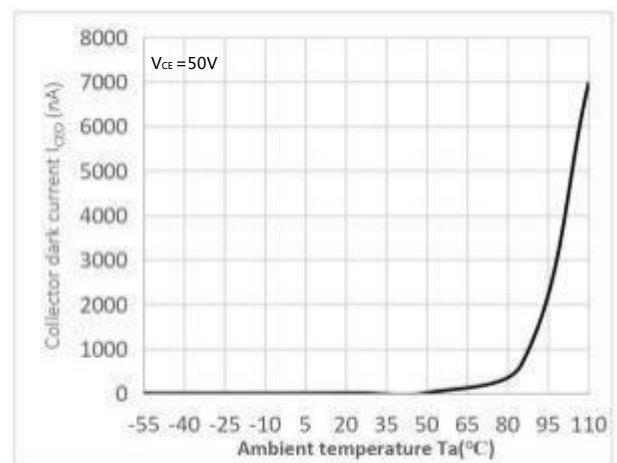


Fig.7 Response Time vs. Load Resistance

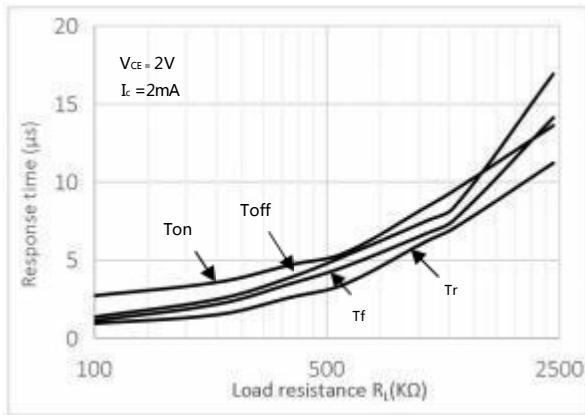


Fig.8 Frequency Response

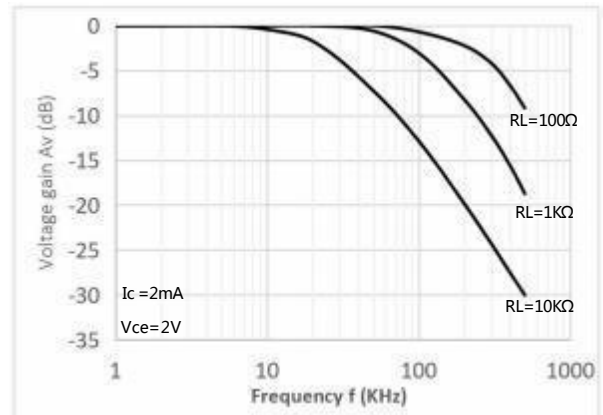


Fig.9 Collector-emitter Saturation Voltage vs. Forward Current

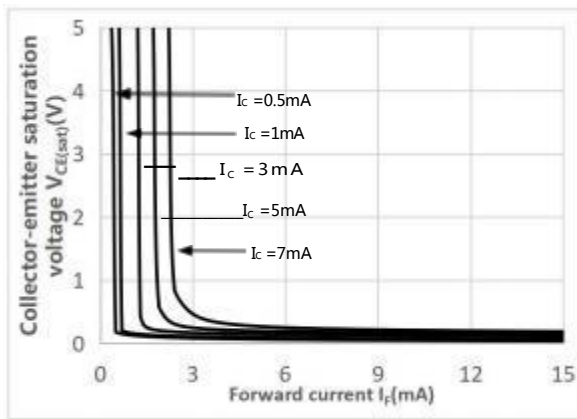
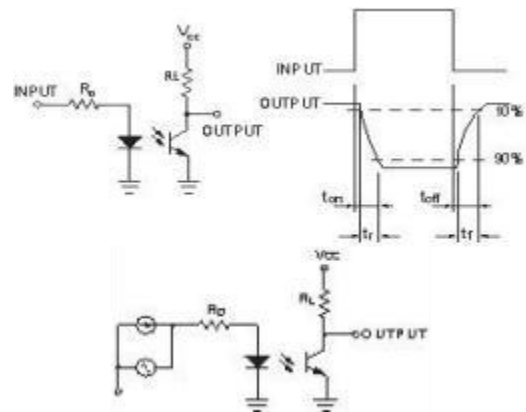
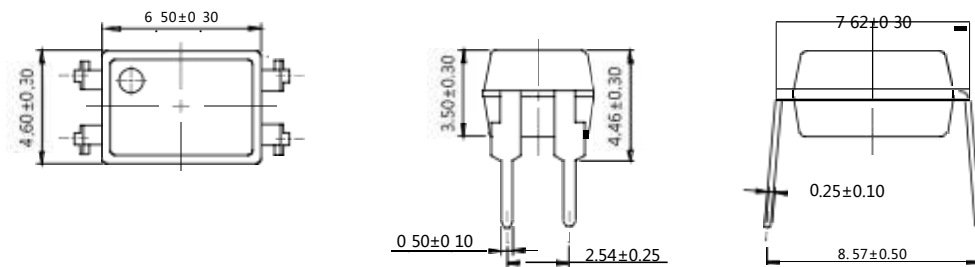


Fig.10 Test Circuits

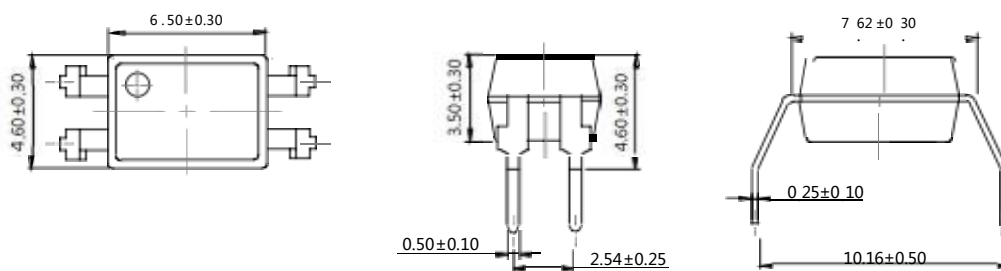


## 外形尺寸。utlineDimensions

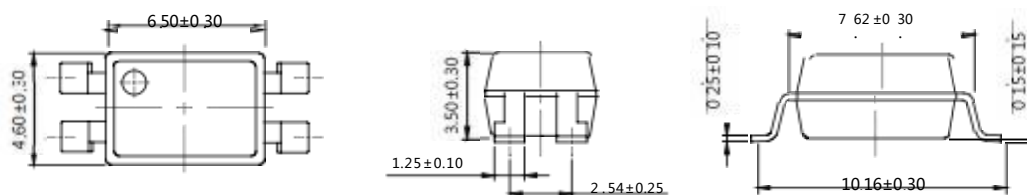
DIP4



DIP4-M

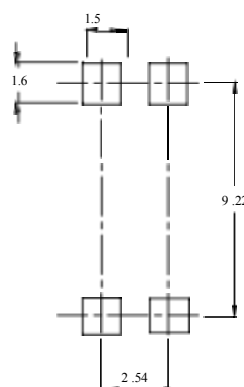


SMD4



单位 Unit: mm

## 建议焊盘布局 Recommended pad Layout

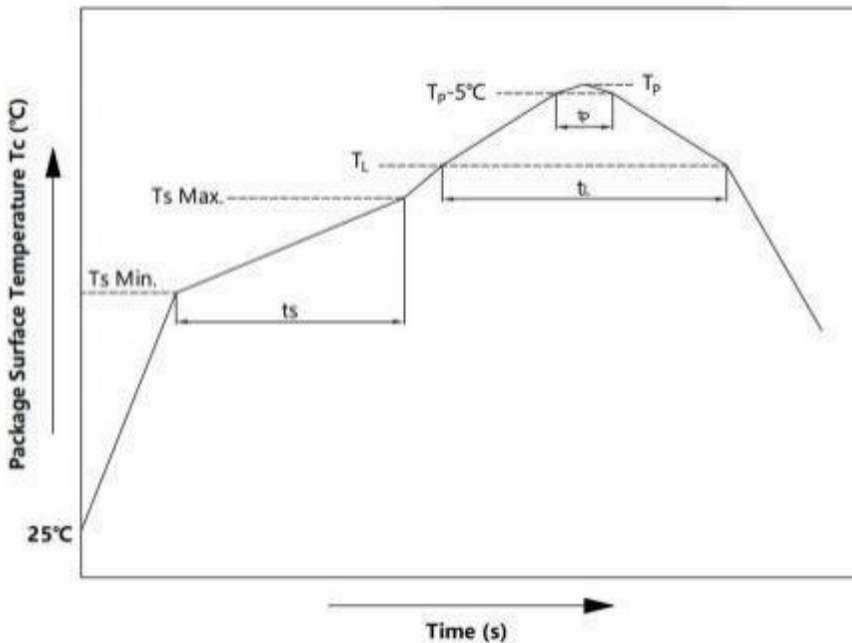


单位 Unit: mm

注：上图为产品正视图。

Note: The picture above is the front view of the product.



**回流焊温度曲线图 solderReflowprofile**


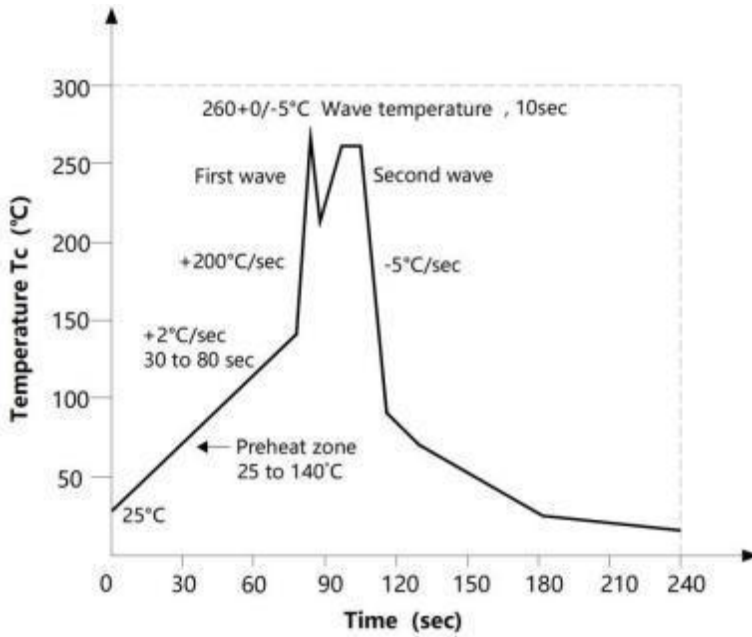
项目 Item	符号 Symbol	最小值 Min.	最大值 Max	单位 Unit
预热温度 Preheat Temperature	Ts	150	200	°C
预热时间 Preheat Time	ts	60	120	s
升温速率 Ramp-Up Rate (TL to TP)	-	-	3	°C/s
液相线温度 Liquidus Temperature	TL	217		°C
时间高于 TL Time Above TL	tL	60	150	s
峰值温度 Peak Temperature	TP	-	260	°C
Tc在(TP - 5)和 TP 之间的时间 Time During Which Tc Is Between (TP - 5) and TP	tp	-	30	s
降温速率 Ramp-down Rate(TP to TL)	-	-	6	°C/s

注 Note :

建议在所示的温度和时间条件下进行回流焊，最多不能超过三次；

Reflow soldering is recommended at the temperatures and times shown, no more than three times;

### 波峰焊温度曲线图 wavesoldering profile



### 手工烙铁焊接 soldering with hand soldering iron

- A. 手工烙铁焊仅用于产品返修或样品测试；  
Hand soldering iron is only used for product rework or sample testing;
- B. 手工烙铁焊要求：温度  $360^{\circ}\text{C} \pm 5^{\circ}\text{C}$ ，时间  $\leq 3\text{s}$ 。  
Hand soldering iron requirements：Temperature： $360^{\circ}\text{C} \pm 5^{\circ}\text{C}$ ，within 3s.

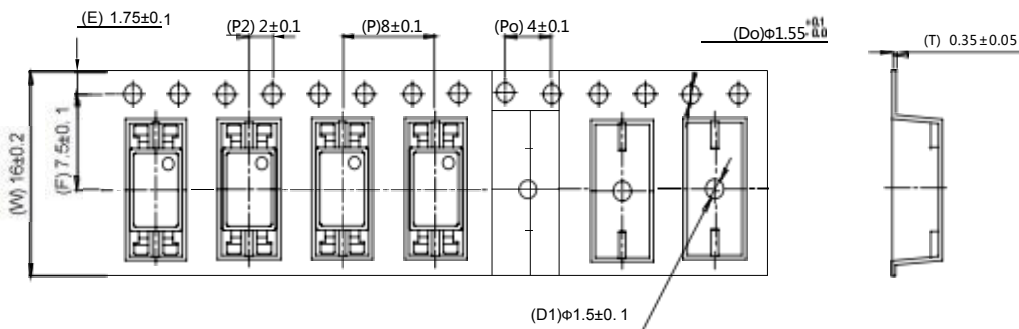
## 包装 packing

### ■ 汇总表summarytable

封装形式	包装方式	盘数量	盒数量	箱数量	静电袋规格	盒规格	箱(双瓦楞)规格	备注
SMD4	卷盘 ( $\phi 330\text{mm}$ 蓝盘)	2000只/盘	2盘/盒	10盒/箱	450*390*0.1mm	340*60*340mm	620*360*365mm	首尾端空至少200mm
DIP4	管装 (500*12*11mm)	100只/管	50管/盒	10盒/箱	不适用	525*128*56mm	535*275*300mm	每管使用蓝白胶塞，方向须一致
DIP4-M	管装 (500*13*11mm)	100只/管	50管/盒	10盒/箱	不适用	525*136*58mm	535*295*310mm	
Package Type	Packing Form	Quantity per Reel	Quantity per Box	Quantity per Carton	Antistatic Bag Specification	Box Specification	Carton Specification	Note
SMD4	Reel ( $\phi 330\text{mm}$ Blue)	2000 pcs/reel	2 reels/box	10 boxes/ctn	450*390*0.1mm	340*60*340mm	620*360*365mm	Leave at least 200mm of blank space at both ends
DIP4	Tube (500*12*11mm)	100 pcs/tube	50 tubes/box	10 boxes/ctn	NA	525*128*56mm	535*275*300mm	Use blue and white rubber plugs for each tube in the same direction
DIP4-M	Tube (500*13*11mm)	100 pcs/tube	50 tubes/box	10 boxes/ctn	NA	525*136*58mm	535*295*310mm	

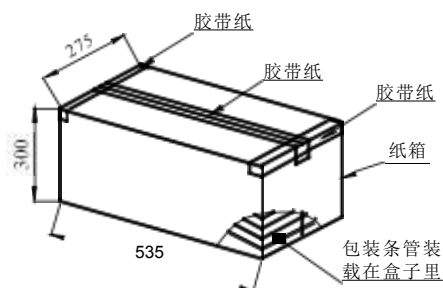
### ■ 编带包装Tape&Reel

- 1) 每卷数量：2000只。  
Qty/reel：2000 pcs.
- 2) 每箱数量：40000只。  
Qty/ctn：40000 pcs.
- 3) 内包装：每盒2盘。  
Inner packing：2 reels/box.
- 4) 示意图 Schematic：



### ■ 管条包装Tape&Tube

- 1) 每管数量：100只。  
Qty/Tube：100 pcs.
- 2) 每箱数量：50000只。  
Qty/ctn：50000 pcs.
- 3) 内包装：每盒50管。  
Inner packing：50 Tube/box.
- 4) 示意图 Schematic：



单位/Unit：mm

## 注意 Attention

- 奥特持续不断改进质量、可靠性、功能或设计，保留此文件更改的权利恕不另行通知。  
AOTE continuously improve quality, reliability, function and design. We reserve the right to change this document without prior notice.
- 请遵守产品规格书使用，奥特不对使用时不符合产品规格书条件而导致的质量问题负责。  
Please use in accordance with the product specification. AOTE is not responsible for the quality problems caused by non-compliance with the product specifications.
- 对于需要高可靠性或安全性的设备/装置需求，请联系我们的销售人员。  
For equipment/devices requiring high reliability or safety, please contact our sales representatives.
- 当需要用于任何“特定”应用时，请咨询我们的销售人员。  
When requiring a device for any “specific” application, please contact our sales in advice.
- 如对文件中表述的内容有疑问，欢迎联系我们。  
If you have any questions about the contents of the document, please contact us.

## X-ON Electronics

Largest Supplier of Electrical and Electronic Components

*Click to view similar products for [Transistor Output Optocouplers](#) category:*

*Click to view products by [AOTE](#) manufacturer:*

Other Similar products are found below :

[LTV-814S-TA](#) [LTV-852S](#) [66095-001](#) [PS2561-1-A](#) [PS2561A-1-W-A](#) [PS2561L1-1-A](#) [PS2561L-1-V-A](#) [PS2706-1-A](#) [PS2815-1-A](#) [MRF658](#)  
[ELD207\(TA\)](#) [ILD2-X006](#) [ILQ615-3X016](#) [LDA102S](#) [SFH615A-4XSM TR](#) [PS2561DL-1Y-F3-A](#) [PS2561L1-1-L-A](#) [PS2562-1-V-A](#) [PS2565L-](#)  
[1-A](#) [PS2581L2-A](#) [PS2701A-1-F3-P-A](#) [PS2711-1-A](#) [PS2801-1-F3-P-A](#) [PS2833-4-A](#) [PS2841-4A-AX](#) [LTV-702FS](#) [LTV-702V](#) [LTV-702VB](#)  
[LTV-816S-TA](#) [TCET2100](#) [TLP290-4\(E\(T](#) [IL215AT](#) [WPPC-A11066AA](#) [WPPC-A11066AD](#) [WPPC-A11084ASS](#) [WPPC-A21068AA](#) [WPPC-](#)  
[D11066AA](#) [WPPC-D21068ED](#) [WPPC-D410616EA](#) [WPPC-D410616ED](#) [X4IAC24A](#) [4N26-X001](#) [EL1010\(TA\)-VG](#) [SFH600-2X007](#)  
[TCMT1118](#) [VO206AT](#) [WPPC-D21068EA](#) [WPPC-D11064AD](#) [WPPC-A410616AD](#) [WPPC-A21068AD](#)