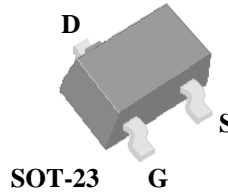
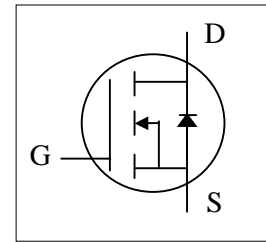




- ▼ Capable of 2.5V Gate Drive
- ▼ Small Outline Package
- ▼ Surface Mount Device
- ▼ Halogen Free & RoHS Compliant Product



| | |
|--------------|--------------|
| BV_{DSS} | 30V |
| $R_{DS(ON)}$ | 60m Ω |
| I_D | 4A |



Description

AP2328 series are from Advanced Power innovated design and silicon process technology to achieve the lowest possible on-resistance and fast switching performance. It provides the designer with an extreme efficient device for use in a wide range of power applications.

The special design SOT-23 package with good thermal performance is widely preferred for all commercial-industrial surface mount applications using infrared reflow technique and suited for voltage conversion or switch applications.

Absolute Maximum Ratings @ $T_j=25^\circ\text{C}$ (unless otherwise specified)

| Symbol | Parameter | Rating | Units |
|------------------------------|--|------------|------------------|
| V_{DS} | Drain-Source Voltage | 30 | V |
| V_{GS} | Gate-Source Voltage | ± 12 | V |
| $I_D @ T_A=25^\circ\text{C}$ | Drain Current ³ , V_{GS} @ 4.5V | 4 | A |
| $I_D @ T_A=70^\circ\text{C}$ | Drain Current ³ , V_{GS} @ 4.5V | 3 | A |
| I_{DM} | Pulsed Drain Current ¹ | 16 | A |
| $P_D @ T_A=25^\circ\text{C}$ | Total Power Dissipation | 1.38 | W |
| T_{STG} | Storage Temperature Range | -55 to 150 | $^\circ\text{C}$ |
| T_J | Operating Junction Temperature Range | -55 to 150 | $^\circ\text{C}$ |

Thermal Data

| Symbol | Parameter | Value | Unit |
|--------|---|-------|---------------------------|
| Rthj-a | Maximum Thermal Resistance, Junction-ambient ³ | 90 | $^\circ\text{C}/\text{W}$ |



Electrical Characteristics @T_j=25°C(unless otherwise specified)

| Symbol | Parameter | Test Conditions | Min. | Typ. | Max. | Units |
|---------------------|--|--|------|------|------|-------|
| BV _{DSS} | Drain-Source Breakdown Voltage | V _{GS} =0V, I _D =250uA | 30 | - | - | V |
| R _{DS(ON)} | Static Drain-Source On-Resistance ² | V _{GS} =10V, I _D =4A | - | - | 55 | mΩ |
| | | V _{GS} =4.5V, I _D =3A | - | - | 60 | mΩ |
| | | V _{GS} =2.5V, I _D =2A | - | - | 90 | mΩ |
| | | V _{GS} =0V, I _D =250uA | 0.5 | - | 1.5 | V |
| V _{GS(th)} | Gate Threshold Voltage | V _{DS} =V _{GS} , I _D =250uA | 0.5 | - | 1.5 | V |
| g _{fs} | Forward Transconductance | V _{DS} =10V, I _D =3A | - | 15 | - | S |
| I _{DSS} | Drain-Source Leakage Current | V _{DS} =30V, V _{GS} =0V | - | - | 10 | uA |
| I _{GSS} | Gate-Source Leakage | V _{GS} =±12V, V _{DS} =0V | - | - | ±100 | nA |
| Q _g | Total Gate Charge ² | I _D =3A | - | 6 | 9.6 | nC |
| Q _{gs} | Gate-Source Charge | V _{DS} =15V | - | 0.7 | - | nC |
| Q _{gd} | Gate-Drain ("Miller") Charge | V _{GS} =4.5V | - | 2.5 | - | nC |
| t _{d(on)} | Turn-on Delay Time ² | V _{DS} =15V | - | 5.3 | - | ns |
| t _r | Rise Time | I _D =1A | - | 9.5 | - | ns |
| t _{d(off)} | Turn-off Delay Time | R _G =3.3Ω | - | 14.5 | - | ns |
| t _f | Fall Time | V _{GS} =5V | - | 4 | - | ns |
| C _{iss} | Input Capacitance | V _{GS} =0V | - | 325 | 520 | pF |
| C _{oss} | Output Capacitance | V _{DS} =25V | - | 50 | - | pF |
| C _{rss} | Reverse Transfer Capacitance | f=1.0MHz | - | 45 | - | pF |
| R _g | Gate Resistance | f=1.0MHz | - | 2.1 | - | Ω |

Source-Drain Diode

| Symbol | Parameter | Test Conditions | Min. | Typ. | Max. | Units |
|-----------------|------------------------------------|---|------|------|------|-------|
| V _{SD} | Forward On Voltage ² | I _S =1.2A, V _{GS} =0V | - | - | 1.2 | V |
| t _{rr} | Reverse Recovery Time ² | I _S =3A, V _{GS} =0V, | - | 15 | - | ns |
| Q _{rr} | Reverse Recovery Charge | dI/dt=100A/μs | - | 8 | - | nC |

Notes:

- 1.Pulse width limited by Max. junction temperature.
- 2.Pulse test
- 3.Surface mounted on 1 in² copper pad of FR4 board, t ≤ 10s ; 270°C/W when mounted on min. copper pad.

THIS PRODUCT IS SENSITIVE TO ELECTROSTATIC DISCHARGE, PLEASE HANDLE WITH CAUTION.

USE OF THIS PRODUCT AS A CRITICAL COMPONENT IN LIFE SUPPORT OR OTHER SIMILAR SYSTEMS IS NOT AUTHORIZED.

APEC DOES NOT ASSUME ANY LIABILITY ARISING OUT OF THE APPLICATION OR USE OF ANY PRODUCT OR CIRCUIT DESCRIBED HEREIN; NEITHER DOES IT CONVEY ANY LICENSE UNDER ITS PATENT RIGHTS, NOR THE RIGHTS OF OTHERS.

APEC RESERVES THE RIGHT TO MAKE CHANGES WITHOUT FURTHER NOTICE TO ANY PRODUCTS HEREIN TO IMPROVE RELIABILITY, FUNCTION OR DESIGN.

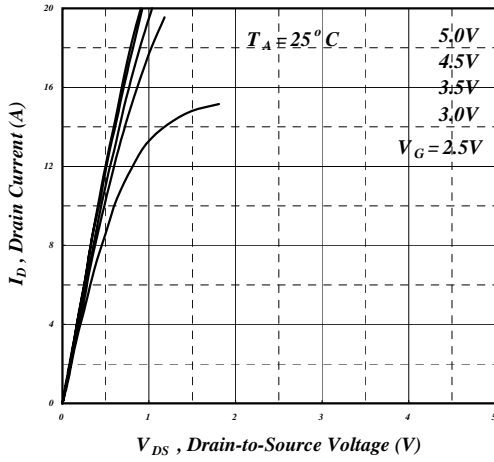


Fig 1. Typical Output Characteristics

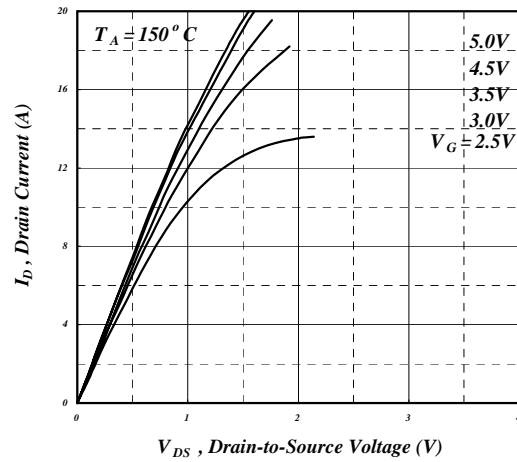


Fig 2. Typical Output Characteristics

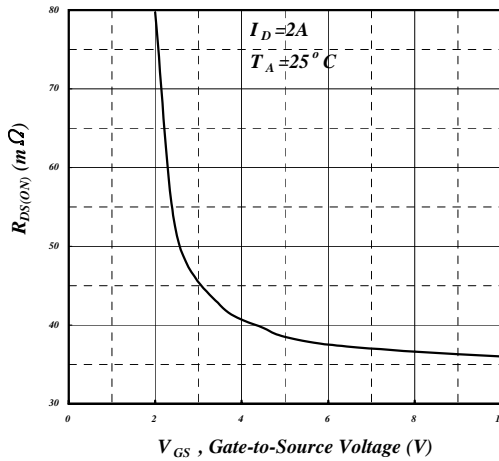


Fig 3. On-Resistance v.s. Gate Voltage

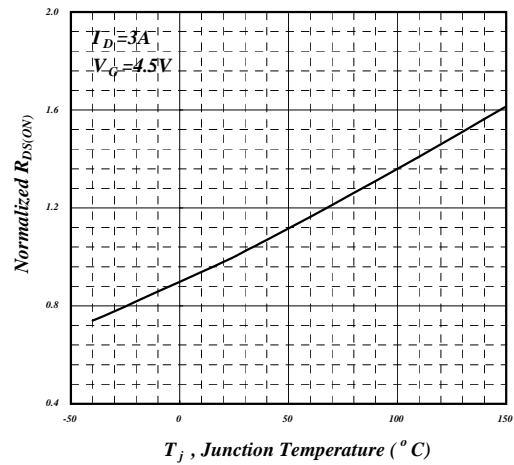


Fig 4. Normalized On-Resistance v.s. Junction Temperature

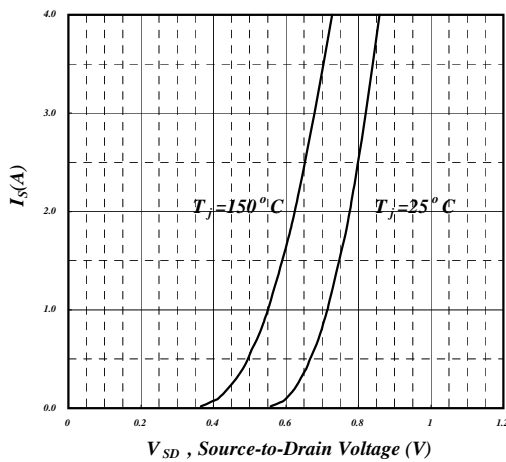


Fig 5. Forward Characteristic of Reverse Diode

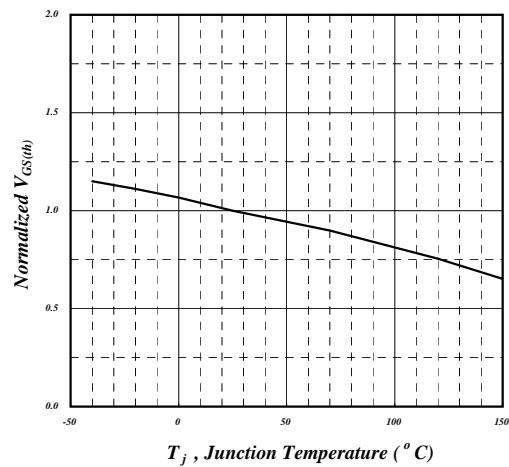


Fig 6. Gate Threshold Voltage v.s. Junction Temperature

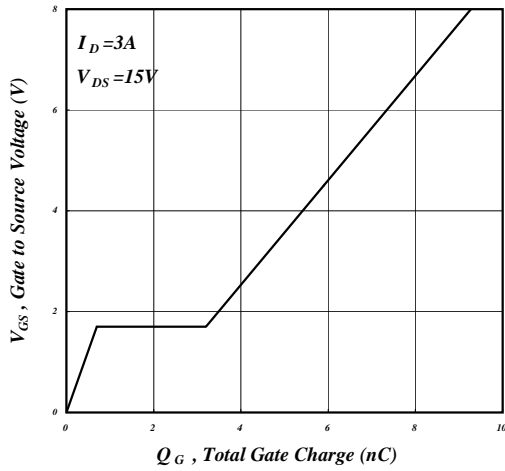


Fig 7. Gate Charge Characteristics

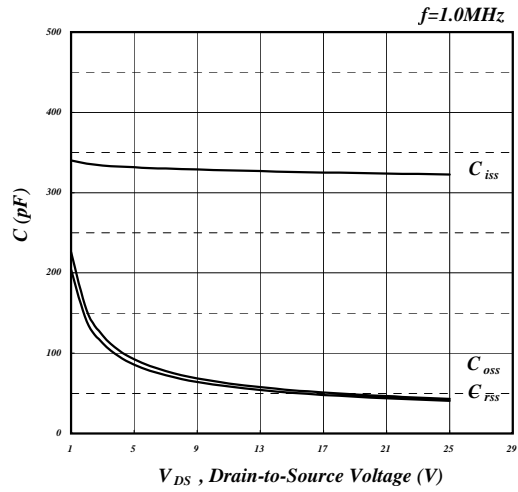


Fig 8. Typical Capacitance Characteristics

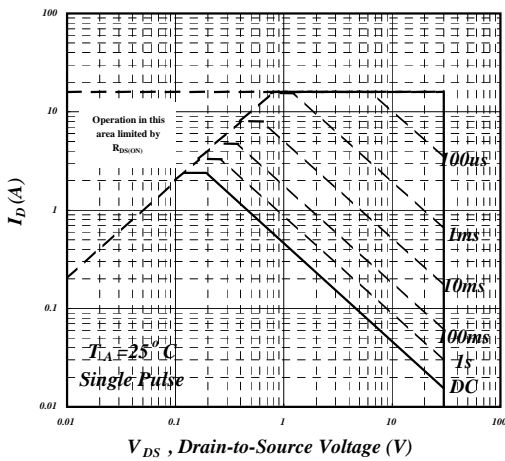


Fig 9. Maximum Safe Operating Area

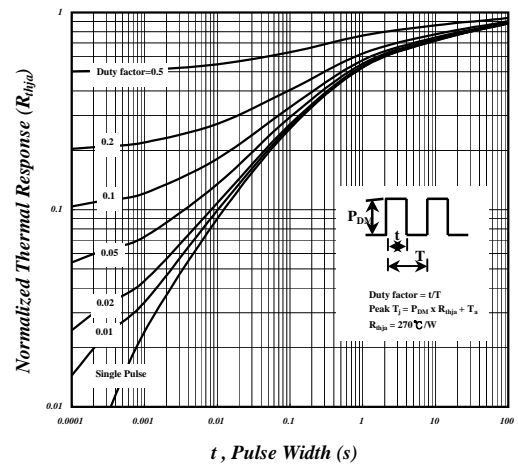


Fig 10. Effective Transient Thermal Impedance



Fig 11. Switching Time Waveform

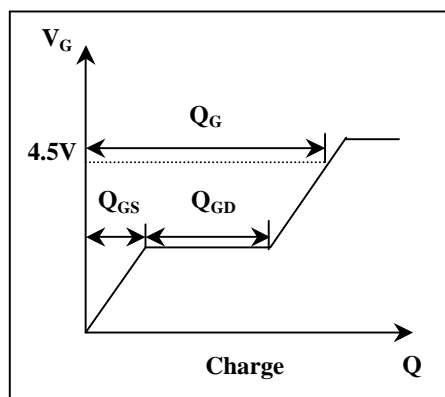
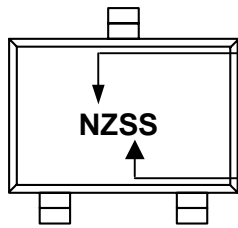


Fig 12. Gate Charge Circuit



MARKING INFORMATION



Part Number : NZ

Date Code : SS

SS:2004,2008,2012,2016,2020...

SS:2003,2007,2011,2015,2019...

SS:2002,2006,2010,2014,2018...

SS:2001,2005,2009,2013,2017...

X-ON Electronics

Largest Supplier of Electrical and Electronic Components

Click to view similar products for [MOSFET](#) category:

Click to view products by [APEC](#) manufacturer:

Other Similar products are found below :

[614233C](#) [648584F](#) [MCH3443-TL-E](#) [MCH6422-TL-E](#) [NTNS3A92PZT5G](#) [IRFD120](#) [IRFF430](#) [JANTX2N5237](#) [2N7000](#) [AOD464](#)
[2SK2267\(Q\)](#) [2SK2545\(Q,T\)](#) [405094E](#) [423220D](#) [MIC4420CM-TR](#) [VN1206L](#) [614234A](#) [715780A](#) [SSM6J414TU,LF\(T](#) [751625C](#)
[IPS70R2K0CEAKMA1](#) [BSF024N03LT3 G](#) [PSMN4R2-30MLD](#) [TK31J60W5,S1VQ\(O](#) [2SK2614\(TE16L1,Q\)](#) [DMN1017UCP3-7](#)
[EFC2J004NUZTDG](#) [FCAB21350L1](#) [P85W28HP2F-7071](#) [DMN1053UCP4-7](#) [NTE2384](#) [NTE2969](#) [NTE6400A](#) [DMC2700UDMQ-7](#)
[DMN2080UCB4-7](#) [DMN61D9UWQ-13](#) [US6M2GTR](#) [DMN31D5UDJ-7](#) [SSM6P54TU,LF](#) [DMP22D4UFO-7B](#) [IPS60R3K4CEAKMA1](#)
[DMN1006UCA6-7](#) [DMN16M9UCA6-7](#) [STF5N65M6](#) [IRF40H233XTMA1](#) [IPSA70R950CEAKMA1](#) [IPSA70R2K0CEAKMA1](#) [STU5N65M6](#)
[C3M0021120D](#) [DMN6022SSD-13](#)