

QRM14 series

Ø14 mm rear panel mount LED indicators



DISTINCTIVE FEATURES

NVIS Green A, NVIS Green B, NVIS Yellow, NVIS Red, NVIS White
NVIS compliant to MIL Std 3009

200 mm wire for Ø 8 and 14 mm or rigid pin (1.00 mm) for Ø8 mm terminations



ENVIRONMENTAL SPECIFICATIONS

- IP67 sealing option (EN60529)
- Operating Temperature Range: -40 °C to +85 °C (-40 °F to +185 °F)
- Storage Temperature Range: -55 °C to +100 °C (-67 °F to +212 °F)



GENERAL SPECIFICATIONS

- Max Reverse Voltage: 5 V
- Viewing Angle: 60°
- Life Expectancy: 100,000 hours
- Max Panel Thickness: 3.5 mm
- Torque: 60 cNm (Ø8 mm), 75 cNm (Ø14 mm)

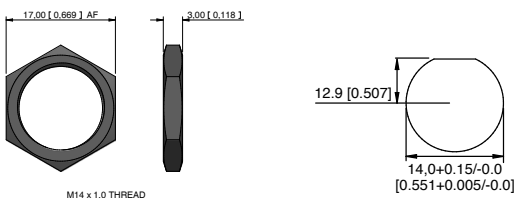


MATERIALS

- Body: Black chrome plated brass
- Lock Washer: Spring steel
- Nut: Black chrome plated brass
- Terminal Seal: Epoxy
- Panel Seal: Nitrile O-ring
- Wires: 24 AWG - Approved to UL1213 (Ø8 mm), 22A WG - Approved to UL1007 (Ø14 mm)



MOUNTING



The company reserves the right to change specifications without notice.

LED characteristics are dependent upon environmental conditions. Therefore published data should be considered nominal and subject to variations.



QRM14 series

Ø14 mm rear panel mount LED indicators



ELECTRICAL SPECIFICATIONS

STANDARD LED INTENSITY

LED COMPONENT SPECIFICATIONS			
	Prominent and Recessed	Flush	Forward Voltage
HE Red	80 mcd	10 mcd	2.0 V
Green	60 mcd	5 mcd	2.2 V
Yellow	50 mcd	4 mcd	2.1 V
Blue	540 mcd	100 mcd	3.3 V
White	1,000 mcd	150 mcd	3.3 V
Orange	80 mcd	200 mcd	2.2 V
Bi-color (Typical) (Red/Green)	15/15 mcd	14/10 mcd	2.0 V/2.2 V
Tri-color (Typical) (Red/Green/Yellow)	60/50/50 mcd	15/10/30 mcd	2.0 V/2.2 V/2.1 V

Bi-color - The color is changed by reversing the polarity of the supply voltage.
Tri-color - The indicator has red and green LEDs, when both connected yellow is produced.

SUPER BRIGHT LED INTENSITY

LED COMPONENT SPECIFICATIONS			
	Prominent and Recessed	Flush	Forward Voltage
HE Red	17,000 mcd	2,000 mcd	2.2 V
Green	11,000 mcd	680 mcd	3.5 V
Yellow	4,000 mcd	350 mcd	2.3 V
Blue	2,500 mcd	250 mcd	3.3 V
White	4,400 mcd	250 mcd	3.3 V
Orange	2,800 mcd	300 mcd	2.1 V

HYPER BRIGHT LED INTENSITY

LED COMPONENT SPECIFICATIONS			
	Prominent and Recessed	Flush	Forward Voltage
HE Red	2,800 mcd	800 mcd	2.0 V
Green	2,200 mcd	250 mcd	3.2 V
Yellow	1,300 mcd	250 mcd	2.0 V
Orange	850 mcd	200 mcd	2.1 V

- The operating voltage must not be exceeded by more than 10% as this will result in reduced life expectancy
- Luminous intensity is measured at 20 mA on a discrete led unless otherwise stated.
- Luminous intensities and color shades of white LEDs may vary within a batch.
- Luminous intensity will be reduced with lower operating current.

Voltage	Operating Voltage	Operating Current
	(Min to Max)	(Typical All Types)
02 (No Resistor)	1.8 to 3.8 VDC	20 mA max
6 VDC	5.4 to 6.6 VDC	20 mA
12 VDC	10.8 to 13.2 VDC	20 mA
24 VDC	21.6 to 26.4 VDC	20 mA
28 VDC	25.2 to 30.8 VDC	20 mA

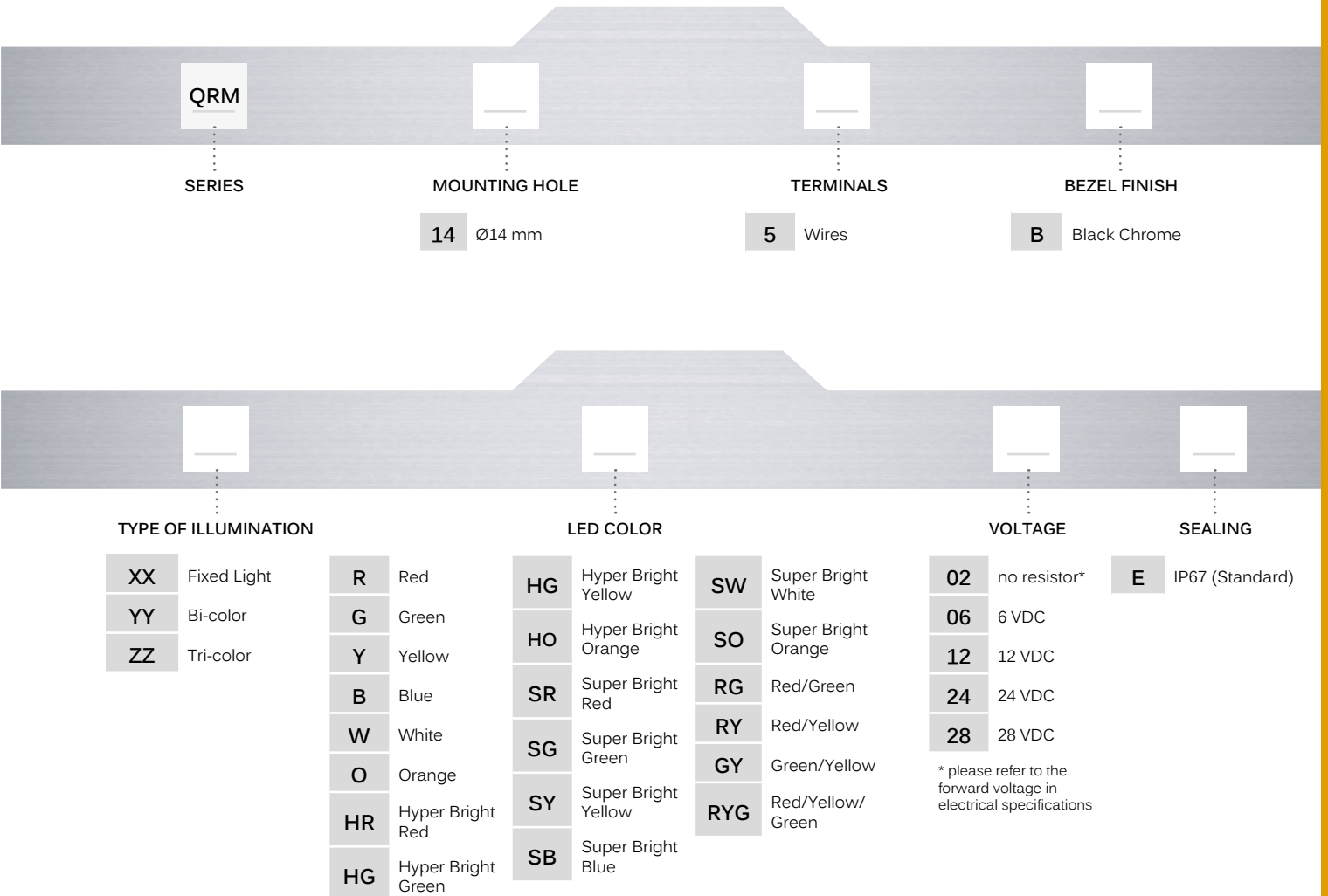
* Customer to supply resistor for desired operating current.

QRM14 series

Ø14 mm rear panel mount LED indicators



BUILD YOUR PART NUMBER



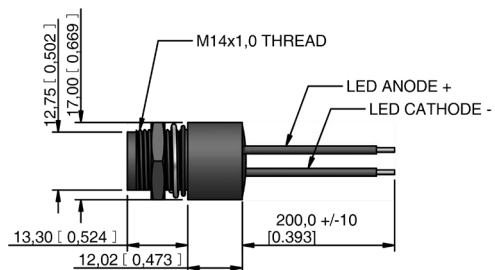
ABOUT THIS SERIES

- Notice:** please note that not all combinations of above numbers are available.
- Standard wire length is 200 mm, 24 AWG UL1061, red wire denotes Anode (+), black wire denotes Cathode (-) for other wire lengths consult APEM.
 - For LEDs with alternate voltages and multi-voltage options consult APEM.
 - Bi-color LEDs, by connecting the gold Faston (+) one color is produced, by reversing the supply voltage another color is produced. Bi-color are available up to 28 VDC.
 - Take care when soldering (recommended solder temperature 300 °C - 3 sec).
 - The Tri-color LED has red and green LEDs when both are connected yellow is produced.
 - Standard Tri-color termination is two Anodes (+) and one Cathode (-).
 - Tri-color wires are one red (+) and one green (+) Anode and one black (-) Cathode.
 - Tri-color pins are center (-) Cathode, shortest (+) Anode pin green, longest (+) Anode pin red.

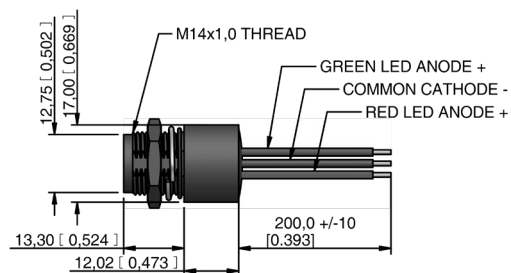
QRM14 series

Ø14 mm rear panel mount LED indicators

REAR MOUNT - WIRES TERMINALS - SINGLE & BI-COLOR LED



REAR MOUNT - WIRES TERMINALS - TRI-COLOR LED



X-ON Electronics

Largest Supplier of Electrical and Electronic Components

Click to view similar products for [Other Tools](#) category:

Click to view products by [Apem](#) manufacturer:

Other Similar products are found below :

[CR-05FL7--150R](#) [CR-05FL7--698K](#) [899-2-KT46](#) [899-5-KT46](#) [CR-0AFL4--332K](#) [CR-12FP4--260R](#) [CRCW04021100FRT7](#)
[CRCW04021961FRT7](#) [5800-0090](#) [CRCW04024021FRT7](#) [CRCW040254R9FRT7](#) [CRCW0603102JRT5](#) [59065-5](#) [00-8273-RDPP](#) [00-8729-](#)
[WHPP](#) [593033](#) [593058](#) [593072](#) [593564100](#) [593575](#) [593591](#) [593593](#) [011349-000](#) [LTLA506SBLAMNBL](#) [CRCW08052740FRT1](#) [LUC-](#)
[012S070DSM](#) [LUC-018S070DSP](#) [599-2021-3-NME](#) [599-JJ-2021-03](#) [00-5080-YWPP](#) [5E4750/01-20R0-T/R](#) [LW1A-L1-GL](#) [LW1A-P1-GD](#)
[LW1L-A1C10V-GL](#) [LW1L-M1C70-A](#) [0202-0173](#) [00-9089-RDPP](#) [00-9300-RDPP](#) [CRCW2010331JR02](#) [01-1003W-8/32-10](#) [601-GP-08-](#)
[KT39](#) [601-JJ-06](#) [601-SPB](#) [601YSY](#) [602-JJ-03](#) [602SPB](#) [602Z](#) [603-JJ-07-FP](#) [603-JJY-04](#) [604J](#)