

AV series

Tactile security pushbutton switches •
 Ø 19 mm • momentary (NO)



DISTINCTIVE FEATURES

Tactile feedback

Illuminated or non-illuminated

Momentary (NO)

Marking available



ENVIRONMENTAL SPECIFICATIONS

- Optional front panel sealing : IP65 according to IEC 60529
- Operating temperature : -30 °C to +70 °C (-22 °F to +158 °F)



ELECTRICAL SPECIFICATIONS

- Max. current/voltage rating with resistive load : 50 mA 24 VDC
- LED voltage and consumption : 2-color LED : 2 V (3 V max.) 20 mA
 Other colors : 2 V (3 V max.) 10 mA
 A resistor must be series-connected by the user**
- Initial contact resistance : 100 mΩ max.
- Insulation resistance : 1,000 MΩ min. at 500 VDC
- Dielectric strength : 500 Vrms 50 Hz min. between terminals
 2,000 Vrms 50 Hz min. between terminals and frame
- Electrical life : 1,000,000 cycles at full load

**Resistor value = $\frac{\text{supply voltage} - \text{LED forward voltage}}{\text{LED forward current}}$



GENERAL SPECIFICATIONS

- Travel : 0.7 mm (.027) ± 0.1 mm (.003)
- Operating force : 7 N ± 2N
- Torque : 5 Nm min. - 14 Nm max. applied to nut
- Panel thickness : 1 (.039) to 6 mm (.236) max.
- Hand soldering : 270 °C, 3 seconds max.

The company reserves the right to change specifications without notice.



AV series

Tactile security pushbutton switches •
Ø 19 mm • momentary (NO)

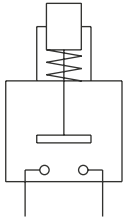


MATERIALS

- Case : PBT UL94-V0
- Terminals : brass, gold plated
- Contacts : gold plated dome
- Bushing and actuator : see following pages
- LED



ELECTRICAL FUNCTIONS



Function 3 (NO)



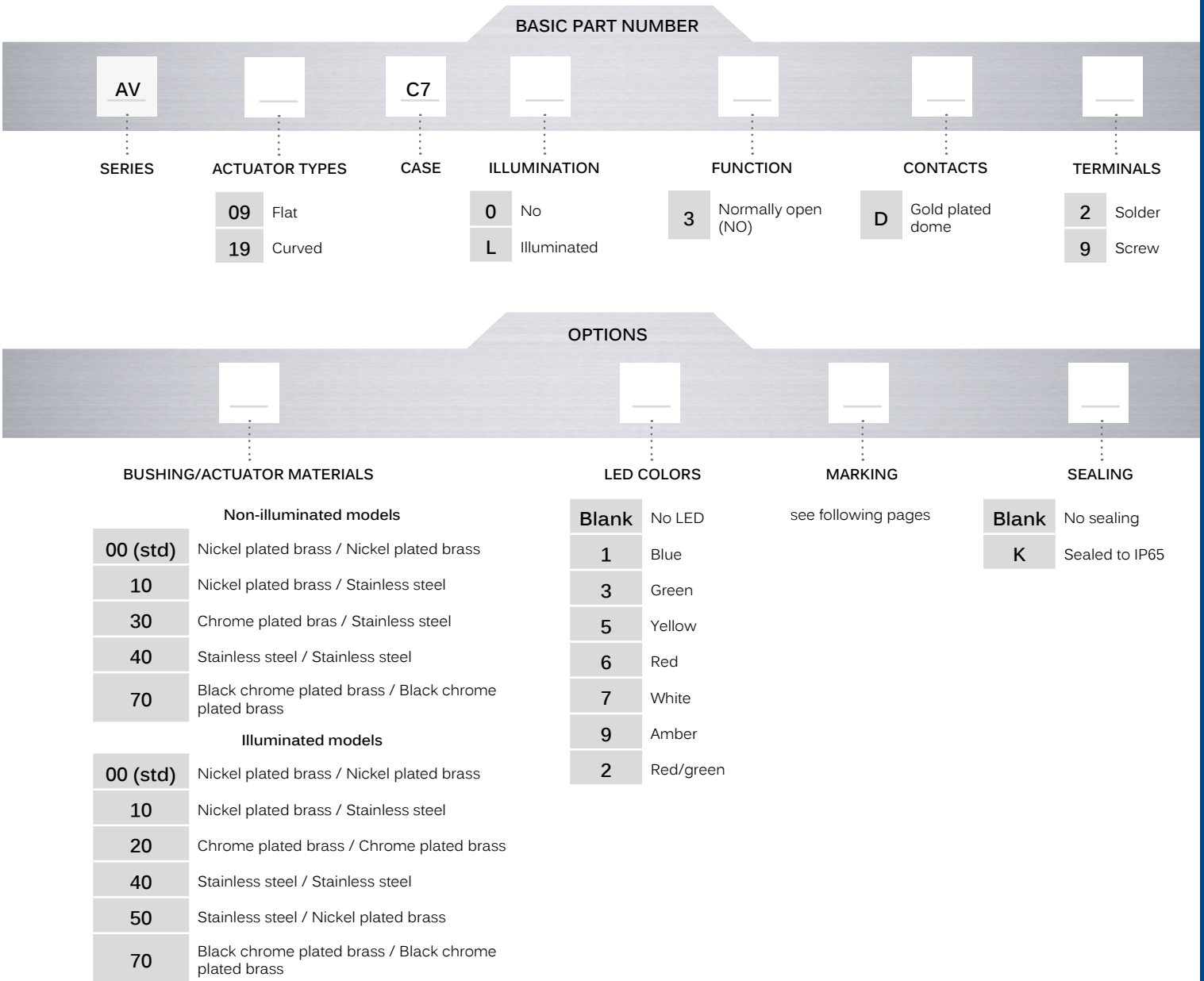
MOUNTING

- Panel cut-out : Ø 19.2 mm (.755)
- Min. pitch for matrix mounting :
30 mm x 30 mm (1.181x1.181)

AV series


Tactile security pushbutton switches •
 Ø 19 mm • momentary (NO)


BUILD YOUR PART NUMBER



ABOUT THIS SERIES

On the following pages, you will find successively basic part numbers of switches and options in the same order as in above chart.

 **Notice:** please note that not all combinations of above numbers are available. Refer to the following pages for further information.

 **Mounting accessories:** standard hardware supplied : 1 hex nut. Standard and special hardware is presented in the "Hardware" section of website.

AV series

Tactile security pushbutton switches • Ø 19 mm • momentary (NO)

FLAT ACTUATOR - NON ILLUMINATED



Solder lug terminals

AV09C703D2

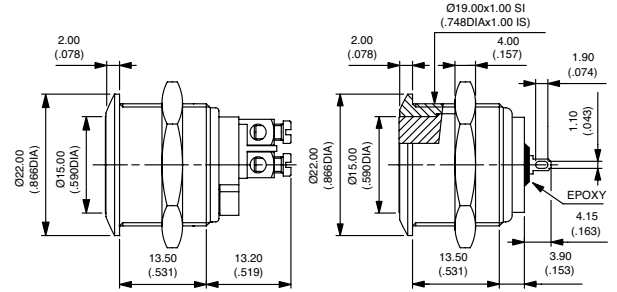


Screw terminals

AV09C703D9



Hex nut 22 (.866) across flats



FLAT ACTUATOR - ILLUMINATED



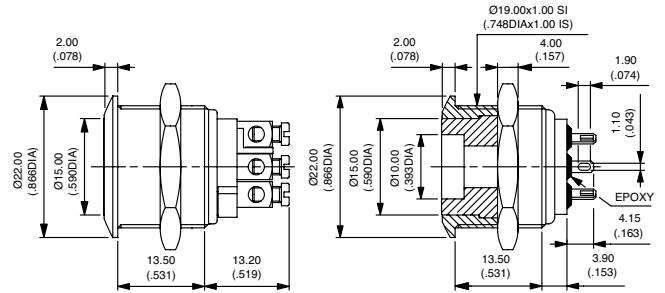
Solder lug terminals

AV09C7L3D2




Screw terminals

AV09C7L3D9



BUSHING/ACTUATOR MATERIALS

BASIC P/N



NON-ILLUMINATED MODELS

CODE	BUSHING	ACTUATOR
00 (std)	Nickel plated brass	Nickel plated brass
10	Nickel plated brass	Stainless steel
30	Chrome plated brass	Stainless steel
40	Stainless steel	Stainless steel
70	Black chrome plated brass	Black chrome plated brass

ILLUMINATED MODELS

CODE	BUSHING	ACTUATOR
00 (std)	Nickel plated brass	Nickel plated brass
10	Nickel plated brass	Stainless steel
20	Chrome plated brass	Chrome plated brass
40	Stainless steel	Stainless steel
50	Stainless steel	Nickel plated brass
70	Black chrome plated brass	Black chrome plated brass

LED COLORS

BASIC P/N




Blank	No LED	6	Red
1	Blue	7	White
3	Green	9	Amber
5	Yellow	2	Red/green

AV series

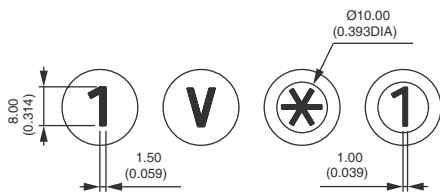
Tactile security pushbutton switches •
 Ø 19 mm • momentary (NO)

MARKING



For flat or curved actuator.

- by laser etching on non-illuminated brass or stainless steel actuator.
- by hot stamping on thermoplastic insert (illuminated actuators)



Select an option from each of the two paragraphs opposite (Type /Color).

TYPE OF MARKING

- 0 to 9** Numbers 0 to 9
- X** Symbol *
- Y** Symbol #
- A to N** Letters A to N
- P to W** Letters P to W
- 0** Letter O

Letter O : same code and same design as number 0.
 For special symbols, consult factory.
 Minimum order : 500 pieces

COLOR OF MARKING

Non-illuminated actuators :

- 0 (std)** Same as finish
- 2** Black

Note : a finished product supplied in version "0" cannot be modified to version «2».

Illuminated actuators

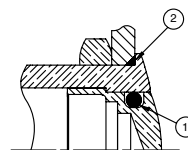
- 2** Black (on white)

SEALING



- Blank** No sealing
- K** Front panel sealing to IP65

OPTION K



- ① - internal gasket
- ② - external gasket

X-ON Electronics

Largest Supplier of Electrical and Electronic Components

Click to view similar products for [Pushbutton Switches](#) category:

Click to view products by [Apem](#) manufacturer:

Other Similar products are found below :

[8940K2012](#) [LW1L-M1C10V-A](#) [LW1L-M1C70-A](#) [LW2L-A1C20M-GD](#) [LW2L-M1C20M-A](#) [60324L](#) [M22-D-R-GB0/K11](#) [M7E-HRN2](#)
[67021K512](#) [67081K512X](#) [701PB580](#) [7190K101](#) [7199K101](#) [810K12910](#) [810KSV30B](#) [MML21EA2ADK](#) [MML21KA3ABK](#)
[MML23KA3AC05K-001](#) [MML23KW3AA01W](#) [8418K2](#) [8442K3](#) [8450K1](#) [860K11911T01A](#) [861901](#) [861K11911T01A07](#)
[861K13810T00A14](#) [861K13911](#) [8646AB6X718UL](#) [8646ABUL](#) [9001KXRK](#) [907AYY100](#) [PMHD155A1](#) [95-313.000](#)
[9533CD4+U574+U4922](#) [95-414.000](#) [99-450.837](#) [99-453.837](#) [PV3H2B0NN-341](#) [1203MRA](#) [A22NZBGANGA](#) [A22NZBMMNGA](#)
[A22NZBNANGA](#) [A22NZMPATRA](#) [A2PMA1X03EC56](#) [A3A-5123-02](#) [A3A-7140](#) [A3A-7310](#) [A3A-7340](#) [A3U-TMW-A2C-5M](#) [A595](#)