

# G series

## Slide switches - telecom grade

*Distinctive features and specifications*



- Panel and PC mount models
- 6 actuator lengths
- Wide variety of contact materials

### ELECTRICAL SPECIFICATIONS

- Max. current/voltage rating with resistive load :
  - silver contacts (codes 1 or 2) : 3A 30VDC
  - gold plated brass contacts (code 0) : 0,4VA 20VAC or DC max.
- Initial contact resistance : 10 mΩ
- Insulation resistance : 1.000 MΩ min.
- Dielectric strength : 1.000 Vrms 50 Hz min.
- Electrical life with resistive load :
  - silver contacts (codes 1 or 2) : 2 positions : 40.000 cycles  
3 positions : 20.000 cycles
  - gold plated brass contacts (code 0) : 60.000 cycles (0,4VA max.)

E

### MATERIALS

- Case : PES
- Actuator : polyamide, glass filled
- Cover : stainless steel
- Contacts
  - 0 : brass, gold plated
  - 1 : silver
  - 2 : silver, gold plated
  - 5 : special contact, lower rating, minimum quantity : consult factory
- Terminal seal : epoxy

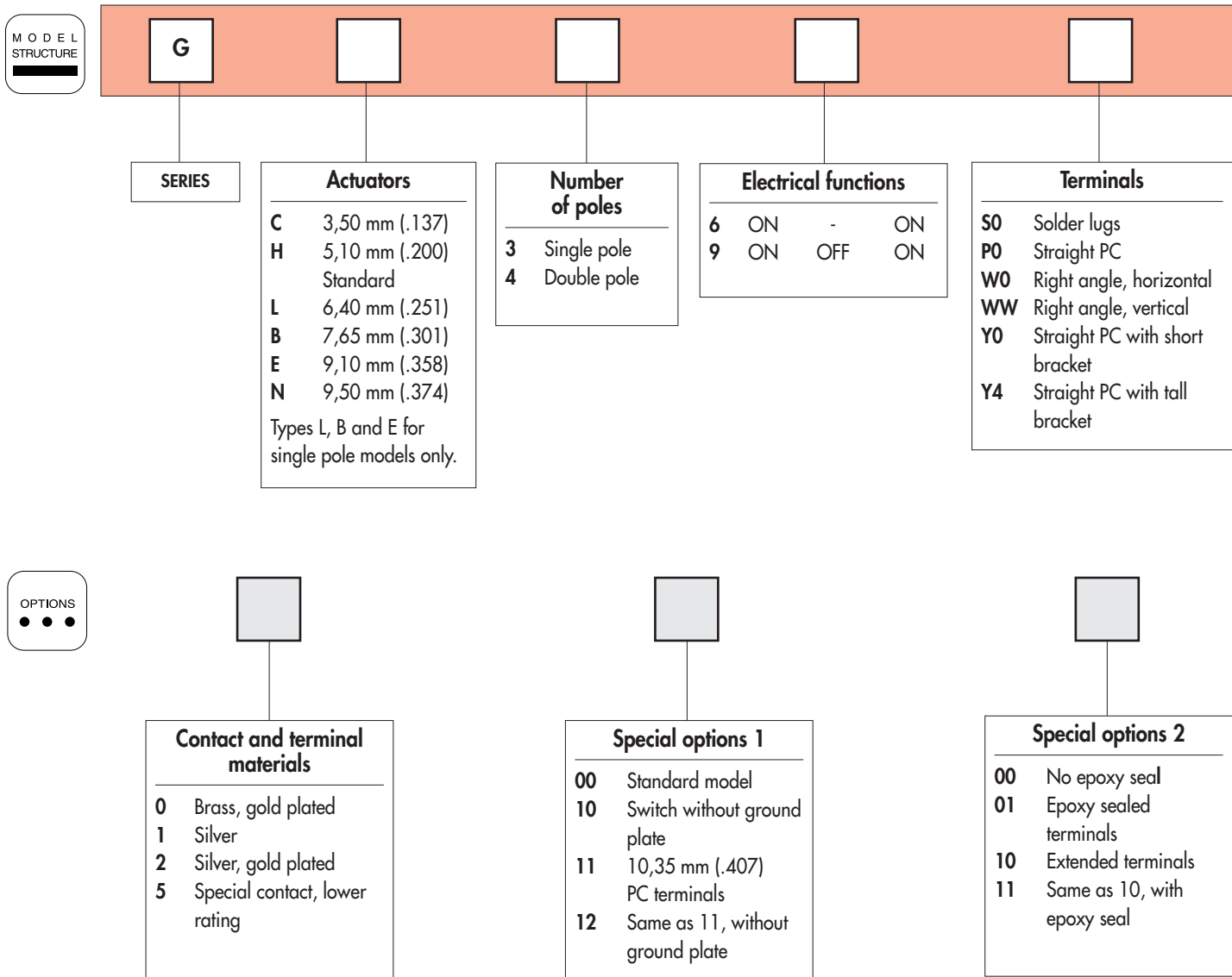
### GENERAL SPECIFICATIONS

- Travel : 2,20 mm (.086), except actuator N on SP model : 2,60 mm (.102)
- Operating temperature : -30°C to +85°C
- Recommended soldering : 300°C 5 sec. max.

# G series

## Slide switches - telecom grade

Overview



E

### ABOUT THIS SERIES

On the following pages, you will find successively :

- model structure of switches
- options in the same order as in above chart

**Dimensions** : first dimensions are in mm while inches are shown as bracketted numbers.



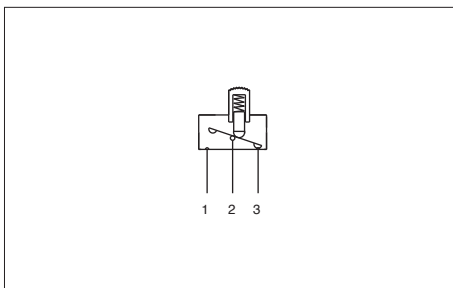
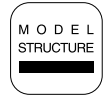
**NOTICE** : please note that not all combinations of above numbers are available. Refer to the following pages for further information.



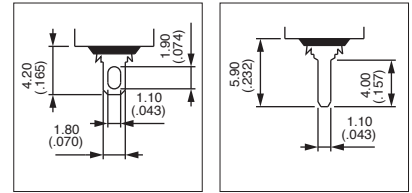
**Packaging unit** : 100 pieces for SP solder lug (S0) and straight terminal (P0) models. 50 pieces for other models.

# G series

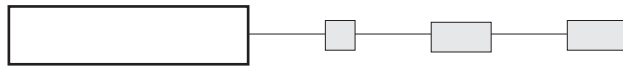
Slide switches - telecom grade



- Solder lug, straight PC or right angle terminals
- Single and double pole configurations



MODEL STRUCTURE

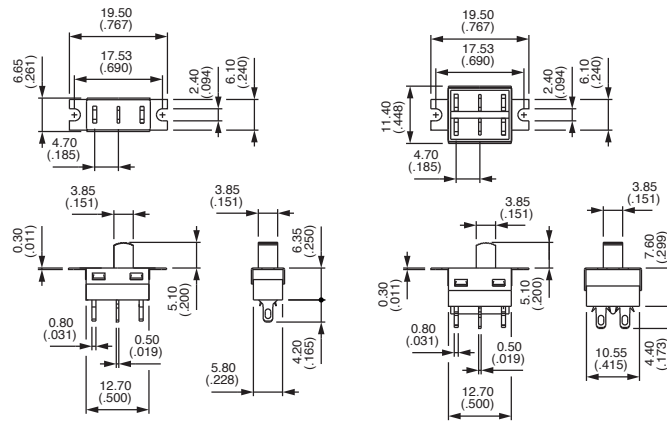


Shown with standard actuator (type H)

## Solder lug terminals



Single pole	Double pole	ON	-	ON
GH36S0	GH46S0	ON	OFF	ON
GH39S0	GH49S0	ON	OFF	ON

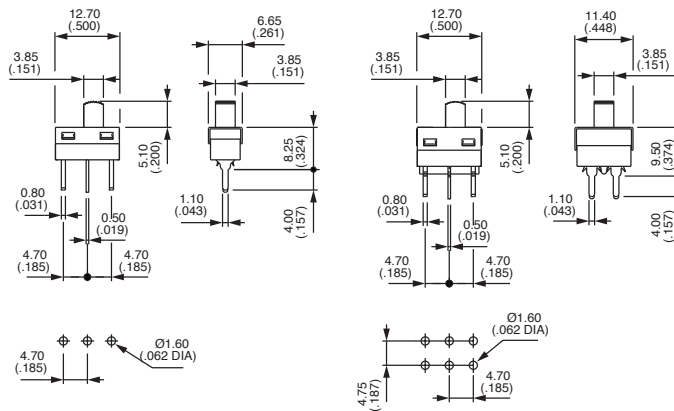


Order with epoxy sealed terminals (option 01).

## Straight PC terminals



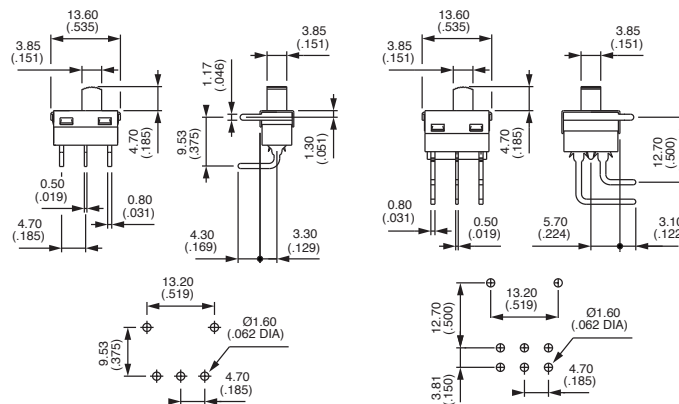
Single pole	Double pole	ON	-	ON
GH36P0	GH46P0	ON	OFF	ON
GH39P0	GH49P0	ON	OFF	ON



## Right angle terminals - horizontal



Single pole	Double pole	ON	-	ON
GH36W0	GH46W0	ON	OFF	ON
GH39W0	GH49W0	ON	OFF	ON



E

MODEL  
STRUCTURE

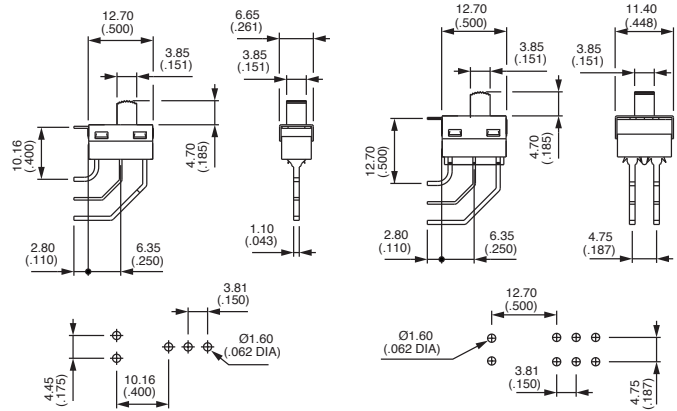
# G series

## Slide switches - telecom grade

### Right angle terminals - vertical



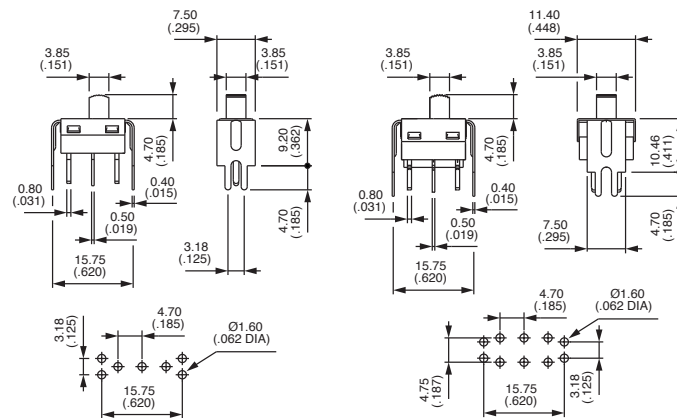
Single pole	Double pole			
<b>GH36WW</b>	<b>GH46WW</b>	ON	-	ON
<b>GH39WW</b>	<b>GH49WW</b>	ON	OFF	ON



### Straight PC terminals - short bracket : Y0



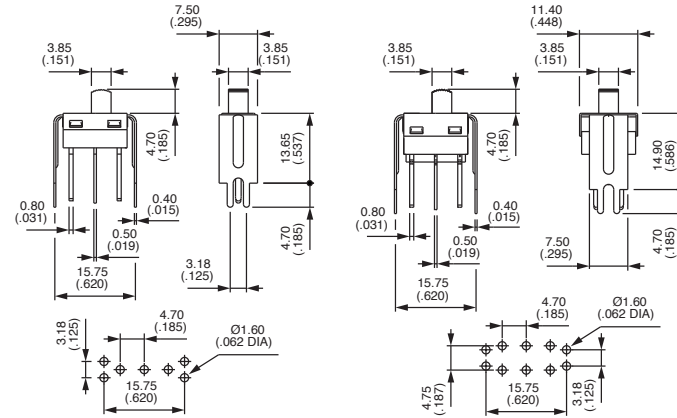
Single pole	Double pole			
<b>GH36Y0</b>	<b>GH46Y0</b>	ON	-	ON
<b>GH39Y0</b>	<b>GH49Y0</b>	ON	OFF	ON



### Straight PC terminals - tall bracket : Y4

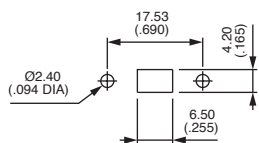


Single pole	Double pole			
<b>GH36Y4</b>	<b>GH46Y4</b>	ON	-	ON
<b>GH39Y4</b>	<b>GH49Y4</b>	ON	OFF	ON

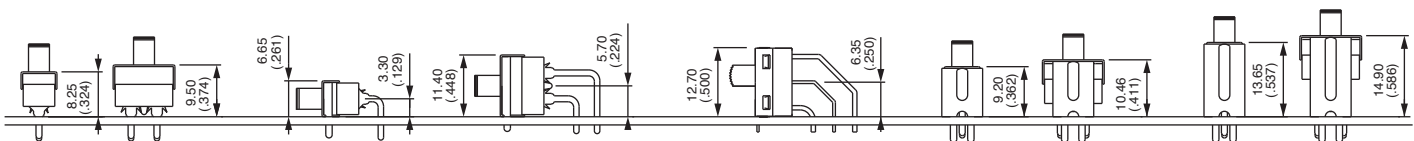


### PANEL CUT-OUT

Solder lug  
model



### PCB MOUNTING

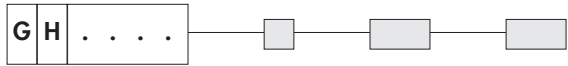


# G series

## Slide switches - telecom grade



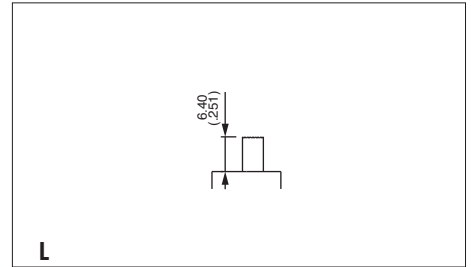
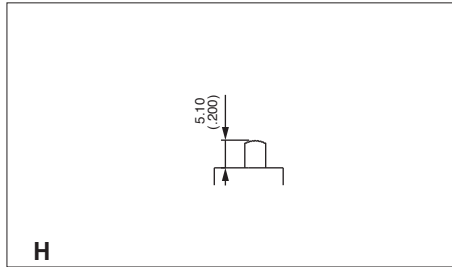
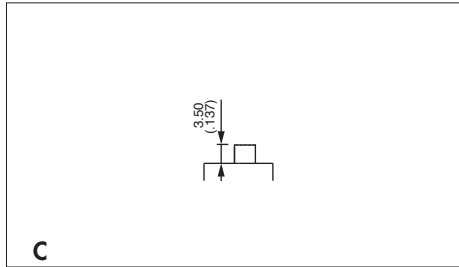
### ACTUATORS



Replace second digit (H) of basic model number with one of the codes below.

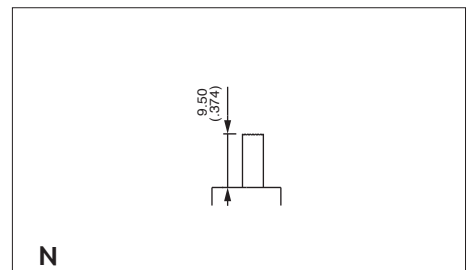
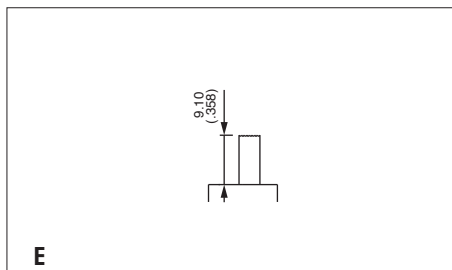
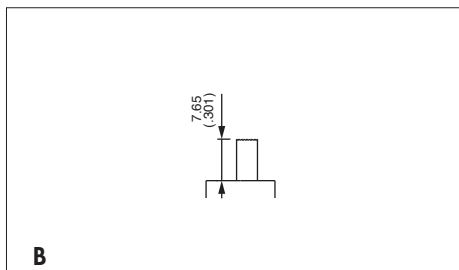


Dimensions below are for solder lug (SO) and straight terminals (PO) models.  
For other models (WO - WW - Y0 - Y4), height is less 0,4 mm (.015).



Standard

For single pole only



For single pole only

For single pole only

E

### CONTACT AND TERMINAL MATERIALS



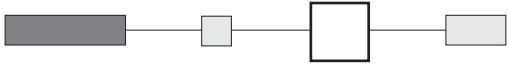
- 0** Brass, gold plated
- 1** Silver
- 2** Silver, gold plated
- 5** Special contact, lower rating, minimum quantity : consult factory



# G series

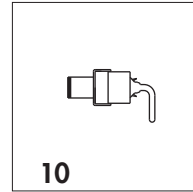
## Slide switches - telecom grade

### SPECIAL OPTIONS 1



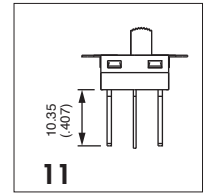
00 Standard switch as presented under "Model Structure"

10 Switch **without ground plate**  
For right angle only (W0 and WW models)



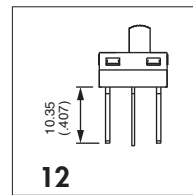
10

11 **10,35 mm (.407) long** PC terminals



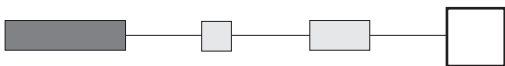
11

12 **10,35 mm (.407) long** PC terminals **without ground plate**



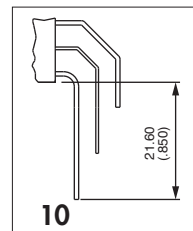
12

### SPECIAL OPTIONS 2



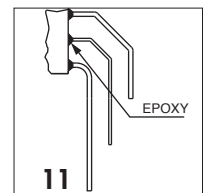
00 No epoxy seal

01 **Epoxy sealed** terminals  
(compulsory on solder lug models)



10

10 **Extended terminals**  
For vertical right angle (WW models)



11

11 **Extended terminals** as above, **with epoxy seal**

E

## X-ON Electronics

Largest Supplier of Electrical and Electronic Components

*Click to view similar products for [Slide Switches](#) category:*

*Click to view products by [Apem](#) manufacturer:*

Other Similar products are found below :

[6-1437581-1](#) [M43R](#) [MHS123K15D](#) [MHS133K](#) [MHSS1104A](#) [MMD](#) [GH49S010001](#) [MSS12A](#) [EPS1PC1](#) [1825074-1](#) [1825160-3](#) [1825167-2](#)  
[1825289-7](#) [K232CB](#) [25139NLDB](#) [25449NAH](#) [SLB1240R45](#) [1825078-1](#) [1825080-4](#) [1825269-1](#) [1825270-2](#) [STS141RA04](#) [T2215BEN506](#)  
[GH46P000001](#) [GH46W000001](#) [GH49P010001](#) [25339NA](#) [M42A](#) [TG36P000000](#) [TG36P000050](#) [AYZ0202AG](#) [47227LFE](#) [49331L](#) [50208L](#)  
[L203091MS02Q](#) [4-1437581-7](#) [X2225CR-437W](#) [49329L](#) [1101M1S3ZB8E2](#) [1-1437581-1](#) [MSS2225G04](#) [TG39W000000](#) [1825075-1](#)  
[MSS42G](#) [TG36WS80065](#) [T105S1CWZBE](#) [SLB124145](#) [SLB1280R5](#) [SLB1340R45](#) [25136NLDB](#)