

# IR series

Sealed pushbutton switches • bushing  $\varnothing$  16 mm • momentary • standard version



## DISTINCTIVE FEATURES

Screw version up to 4 A

Tactile feedback

Sealed to IP67

Illuminated or non-illuminated

Flat round actuator for optional marking



## ENVIRONMENTAL SPECIFICATIONS

- Front panel sealing : IP67 according to IEC 60529
- Shock resistance : 100 g according to IEC 512-4, test 6c
- Vibration resistance : 10-500Hz - 10 g according to IEC 512-4, test 6d
- Salt spray : IEC 512-6, test 11f
- Operating temperature : -40°C to +85°C (-40 °F to +185 °F)



## ELECTRICAL SPECIFICATIONS

- Max. current/voltage rating with resistive load :
  - Gold plated contacts: Code 4 : 200 mA 48 VDC, 500,000 cycles  
Code 7 : 5 A 28 VDC, 70,000 cycles
  - Silver contacts (code 2) - screw terminals : 4 A 48 VDC, 500,000 cycles
- Initial contact resistance : 100 m $\Omega$  max.
- Insulation resistance : 1 G $\Omega$  min. at 500 VDC
- Dielectric strength : 1,500 Vrms



### LED COMPONENT SPECIFICATIONS

LED color	Forward current	Typ. forward voltage	Max. forward voltage
Super red (0S)	20 mA	2.1 V	2.3 V
Yellow (0Y)	20 mA	2.1 V	2.3 V
Green (0G)	20 mA	2.1 V	2.3 V
Blue (0B)	20 mA	3.2 V	3.8 V
White (0W)	20 mA	3.35 V	4.25 V
Red/Green (SG)	20 mA	Red: 1.95 V / green: 2.1 V	2.5 V
Yellow/green (YG)	20 mA	Yellow: 2 V / green: 2.1 V	2.5 V

A resistor must be series-connected by the user.  
Resistor value =  $\frac{\text{supply voltage} - \text{LED forward voltage}}{\text{LED forward current}}$

On flying lead versions, the LED resistor can be integrated by APEM on request.

The company reserves the right to change specifications without notice.

# IR series

Sealed pushbutton switches • bushing Ø 16 mm • momentary • standard version



## GENERAL SPECIFICATIONS

- Panel thickness : 8 mm (.314) max.
- Total travel : 1.6 mm (.062) ± 0.3 mm
- Typical operating force : 4 N ± 2 N
- Low level or mechanical life : 1,000,000 cycles
- Torque : 0.8 Nm max. applied to nut
- Soldering : 320 °C (608 °F) max. for 3 sec.



## MATERIALS

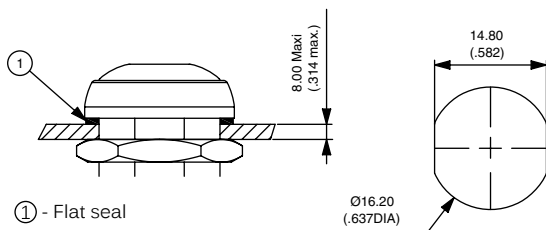
- Case : thermoplastic UL94-V0
- Actuator : polyamide 6/6
- Bushing/bezel : polyamide 6/6
- Contacts : 4 and 7 : silver, gold plated  
2 : silver (screw terminals)
- Multi-wire lead AWG20, section 0.6 mm<sup>2</sup>
- LED wire : AWG26, section 0.12 mm<sup>2</sup>
- Lens : polycarbonate
- Terminal seal : epoxy

APEM products may be recycled at end-of-life for the re-claiming of valuable metal components.

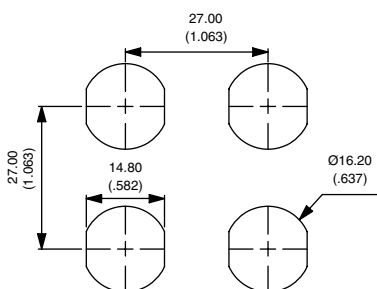


## MOUNTING

PANEL CUT-OUT

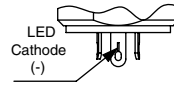


MATRIX MOUNTING

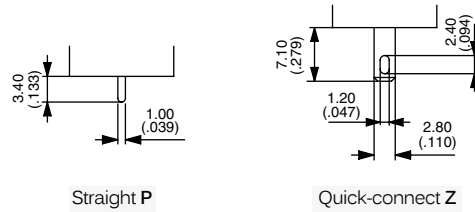


## TERMINALS

ILLUMINATED MODELS

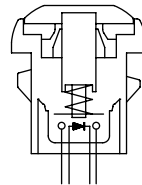


NON-ILLUMINATED MODELS



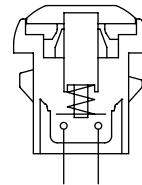
## ELECTRICAL FUNCTIONS

ILLUMINATED MODELS



Function 3 (NO)

NON-ILLUMINATED MODELS

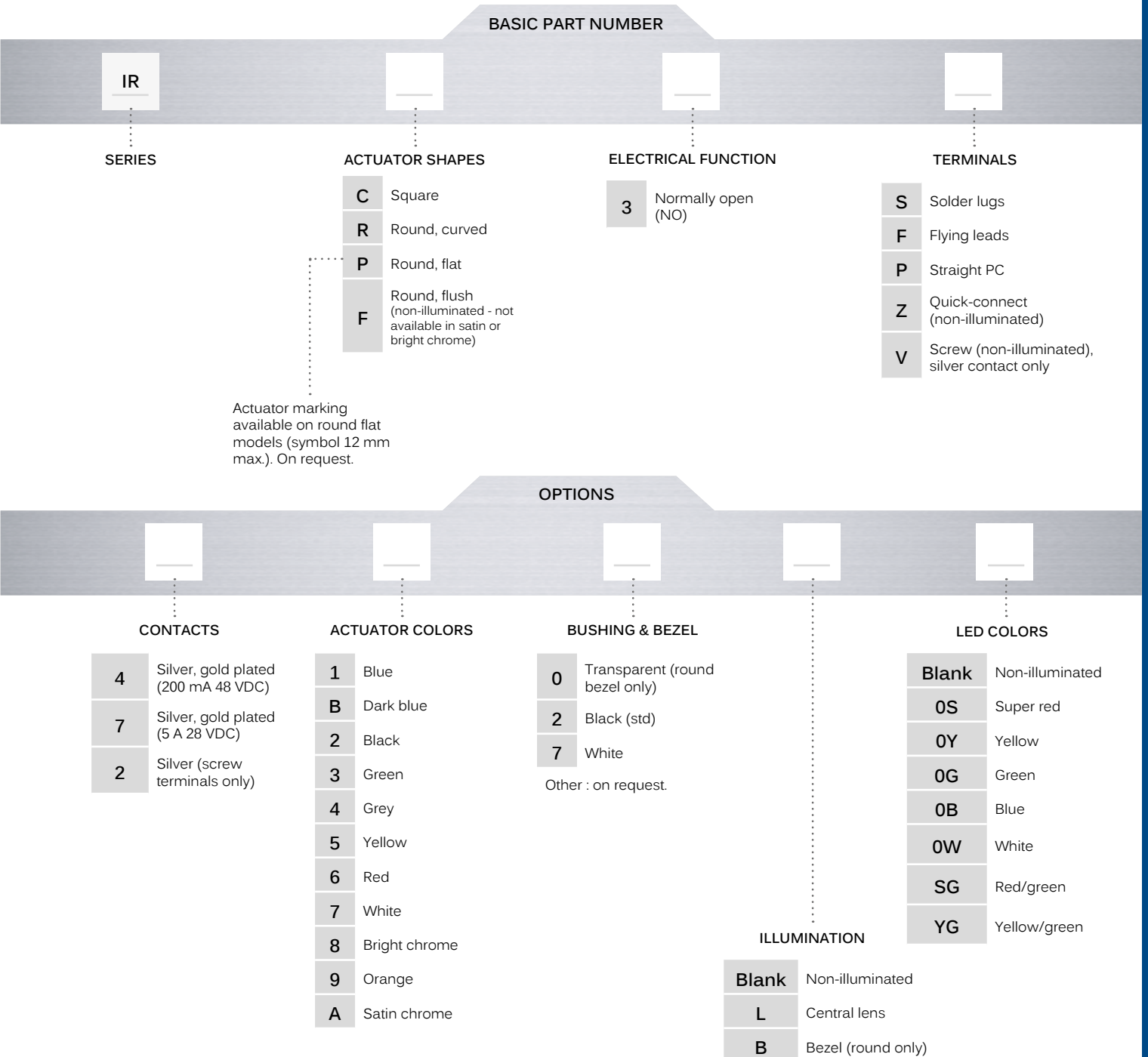


Function 3 (NO)

Sealed pushbutton switches • bushing Ø 16 mm • momentary • standard version



## BUILD YOUR PART NUMBER



## ABOUT THIS SERIES

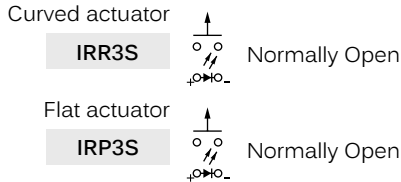
On the following pages, you will find successively basic part numbers of switches and options in the same order as in above chart.

- ⚠ **Notice** : please note that not all combinations of above numbers are available. Refer to the following pages for further information.
- 🔒 **A sealing boot** is available to protect the switches against frost and sand (P/N U7125). Round models only. See "Sealing Boot" section of website.
- 🔧 **Mounting accessories** : Standard hardware supplied : 1 hex nut 19 mm (.748) across flats and 1 flat seal. Hex nut P/N U6715.

# IR series

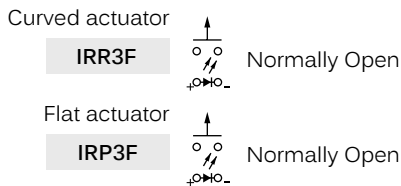
Sealed pushbutton switches • bushing Ø 16 mm • momentary • standard version

## ROUND - ILLUMINATED SOLDER LUG TERMINALS



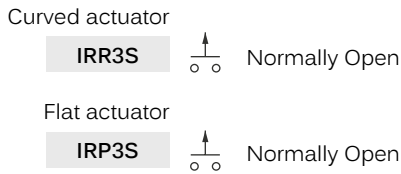
Also available with straight PC terminals : **IR•3P**.  
 LED color is indicated by the bottom of the switch.

## ROUND - ILLUMINATED FLYING LEAD TERMINALS



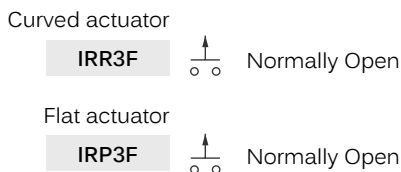
Wire colors : black : NO contact, red : LED anode (+), blue : LED cathode (-)

## ROUND - NON-ILLUMINATED SOLDER LUG TERMINALS

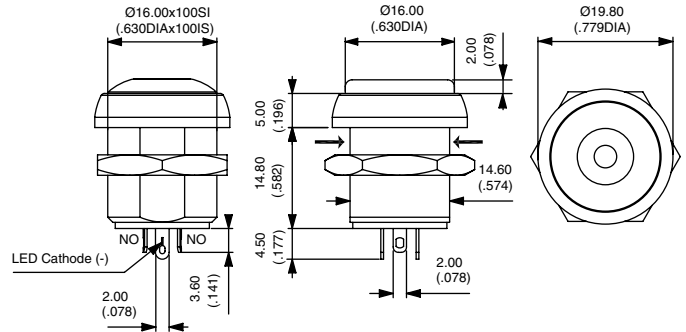


Also available with straight PC terminals : **IR•3P**  
 and quick-connect terminals : **IR•3Z**.

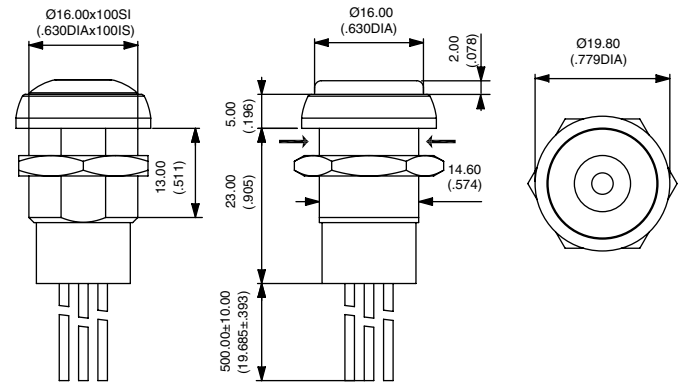
## ROUND - NON-ILLUMINATED FLYING LEAD TERMINALS



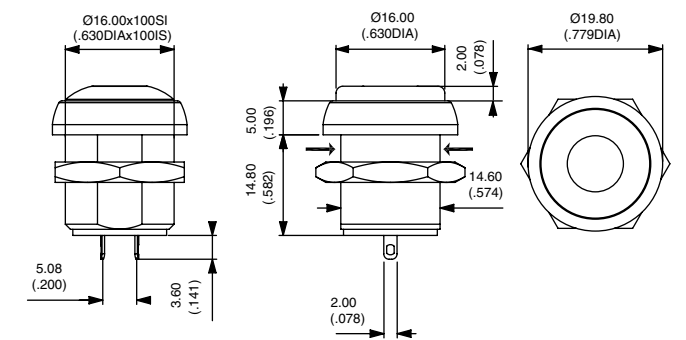
→ FLAT



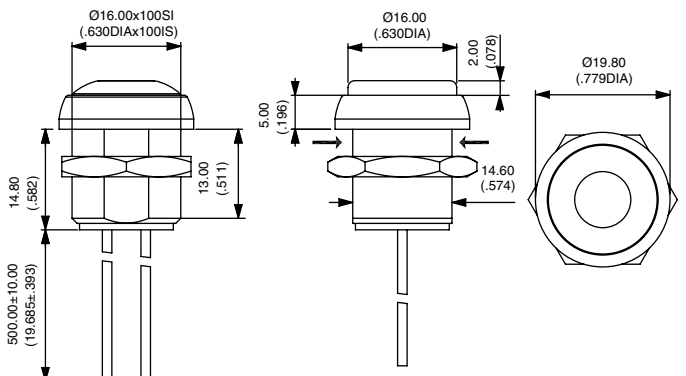
→ FLAT



→ FLAT



→ FLAT



Sealed pushbutton switches • bushing  $\varnothing$  16 mm • momentary • standard version

## ROUND - NON-ILLUMINATED SCREW TERMINALS



Curved actuator

**IRR3V**



Normally Open

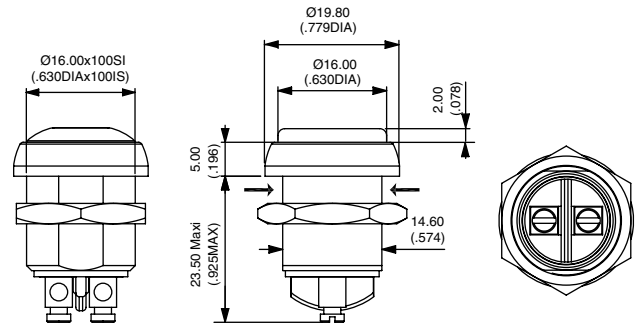
Flat actuator

**IRP3V**



Normally Open

→ FLAT



## SQUARE - ILLUMINATED SOLDER LUG TERMINALS

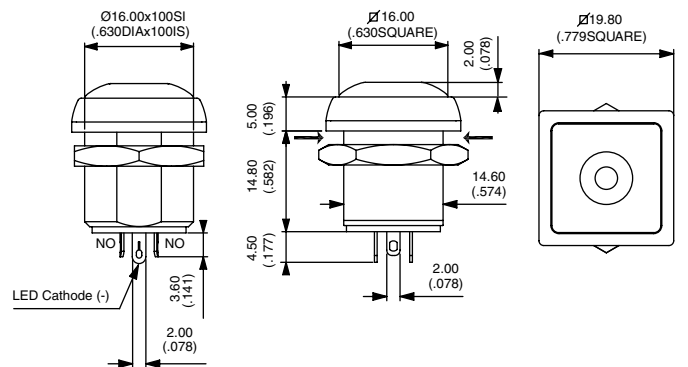


**IRC3S**



Normally Open

→ FLAT



Also available with straight PC terminals : **IRC3P**.  
LED color is indicated by the bottom of the switch.

## SQUARE - ILLUMINATED FLYING LEAD TERMINALS

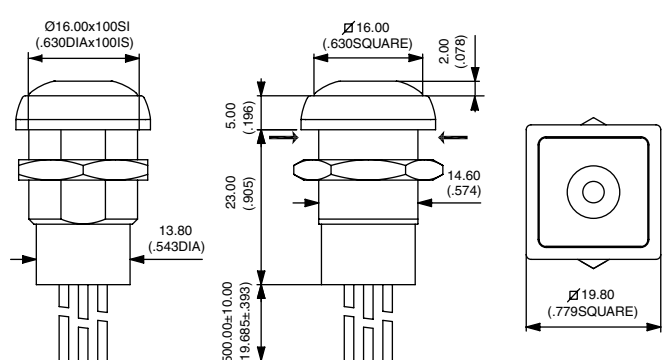


**IRC3F**



Normally Open

→ FLAT



Wire colors : black : NO contact, red : LED anode (+), blue : LED cathode (-)

## SQUARE - NON-ILLUMINATED SOLDER LUG TERMINALS

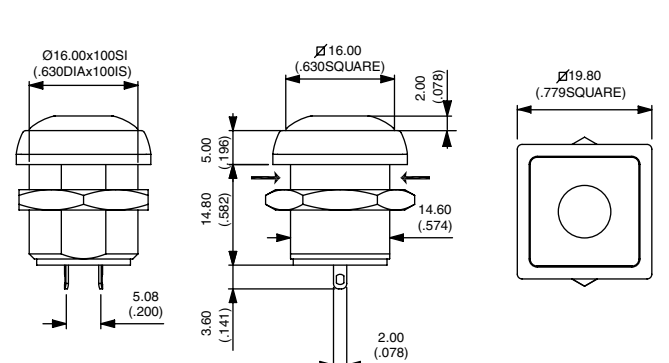


**IRC3S**



Normally Open

→ FLAT



Also available with straight PC terminals : **IRC3P**  
and quick-connect terminals : **IRC3Z**.

# IR series

Sealed pushbutton switches • bushing Ø 16 mm • momentary • standard version

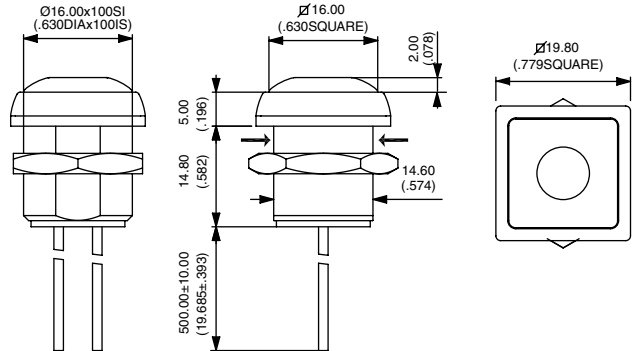
## SQUARE - NON-ILLUMINATED FLYING LEAD TERMINALS



IRC3F

Normally Open

→ FLAT



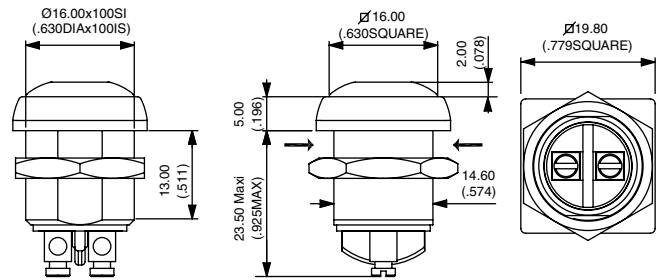
## SQUARE - NON-ILLUMINATED SCREW TERMINALS



IRC3V

Normally Open

→ FLAT



### CONTACTS

BASIC P/N

- 4 Silver, gold plated (200 mA 48 VDC)
- 7 Silver, gold plated (5 A 28 VDC)
- 2 Silver (screw terminals only)

### ACTUATOR COLORS


BASIC P/N

- 1 Blue
- B Dark blue
- 2 Black
- 3 Green
- 4 Grey
- 5 Yellow
- 6 Red
- 7 White
- 8 Bright chrome
- 9 Orange
- A Satin chrome

# IR series


Sealed pushbutton switches • bushing Ø 16 mm •  
momentary • standard version

## BUSHING AND BEZEL



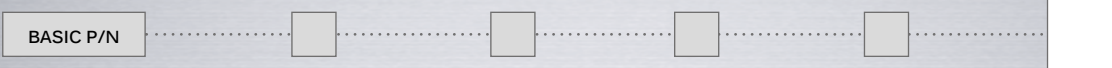
- 2 Black (standard)
- 7 White
- 0 Transparent (round bezel only)

## ILLUMINATION



- L Central lens
- B Bezel (round only)

## LED COLORS



- 0S Super red
- 0Y Yellow
- 0G Green
- 0B Blue
- 0W White
- SG Red/green
- YG Yellow/green



## X-ON Electronics

Largest Supplier of Electrical and Electronic Components

*Click to view similar products for [Pushbutton Switches](#) category:*

*Click to view products by [Apem](#) manufacturer:*

Other Similar products are found below :

[LW1L-M1C10V-A](#) [LW2L-A1C20M-GD](#) [LW2L-M1C20M-A](#) [60324L](#) [M7E-HRN2](#) [67021K512](#) [67081K512X](#) [701PB580](#) [719-5504-000](#)  
[MDPSSGLFS](#) [810KSV30B](#) [MML23KA3AC05K-001](#) [MML23KW3AA01W](#) [8418K2](#) [8646AB6X718UL](#) [8646ABUL](#) [FSDWH](#) [9001KXRK](#)  
[9001T8BK](#) [9533CD4+U574+U4922](#) [1203MRA](#) [A22EM01S](#) [A595](#) [1202A6](#) [12037A2ULCSA](#) [1203A2UL](#) [ABD122N-B](#) [1211390004](#)  
[ABN111-Y](#) [1211500044](#) [1211580012](#) [1212MRA](#) [1232A6NF](#) [RA3CSH6A](#) [1241.1183.7047](#) [1241.2511](#) [1241.3428](#) [1223A2ULCSA](#)  
[1223MRA](#) [1232AX2119](#) [1241.1183.8000](#) [1241.1183.8029](#) [1241.2506](#) [1241.2606](#) [12MA6](#) [1301940184](#) [RELBARF6X10\(PLASTIC\)](#)  
[13435AG](#) [13440AD2G25X822+U4546](#) [13445A4GX768](#)