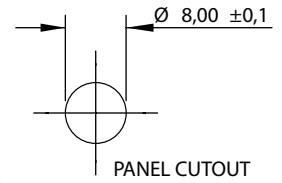


# Q-SERIES 8mmØ Panel Mounting LED Indicator

## Product Specification

### Distinctive Features and Specifications

- 8mm panel mounting LED indicator
- 5mm coloured diffused epoxy lens or 5mm water clear super bright LEDs
- Bright chrome, black chrome or satin grey bezel finish
- Prominent, recessed and flush bezel styles
- 2VDC – 220VAC
- (2.8 x 0.8) terminals, pins or (200mm long) wire terminations
- IP67 sealing option (EN60529)
- Supplied with fixing nut and spring washer



NB: UL Recognised Component

### TECHNICAL SPECIFICATIONS

Switch Voltage	Operating Voltage Vop (Min to Max)	Operating Current Iop (Typical All Types)
2VDC (No Resistor)	1.8 to 2.5VDC	20mA
12VDC	10.8 to 13.2VDC	20mA
24VDC	21.6 to 26.4VDC	20mA
28VDC	25.2 to 30.8VDC	20mA
110VAC	99 to 121VAC	6mA
230VAC	207 to 253VAC	3mA

Intensity (Typical) at Iop Standard	Prominent and Recessed (all voltages)	Flush (all voltages)	Forward Voltage
HE Red	50mcd	10mcd	2.0V
Green	40mcd	8mcd	2.2V
Yellow	40mcd	6mcd	2.1V
Blue	90mcd	4mcd	3.8V
White	150mcd	25mcd	3.8V
Bi-colour (Typical) (Red/Green)	20/10mcd	10/8mcd	2.0V/2.2V
Tri-colour (Typical) (Red/Green/Yellow)	20/10/10mcd	10/8/6mcd	2.0V/2.2V/2.1V
Bi-colour - The colour is changed by reversing the polarity of the supply voltage.			
Tri-colour - The indicator has red and green LEDs, when both connected yellow is produced.			

Super Bright	Prominent and Recessed (all voltages)	Flush (all voltages)	Forward Voltage
HE Red	10,000mcd	600mcd	2.2V
Green	4,500mcd	350mcd	4.0V
Yellow	2,100mcd	140mcd	2.3V
Blue	1,400mcd	200mcd	3.7V
White	2,000mcd	150mcd	3.7V
Luminous intensity will be reduced with lower operating current.			

**Max Reverse Voltage:** 5V

**Viewing Angle:** 100° (dependant on model)

**Life Expectancy:** 100,000 hours

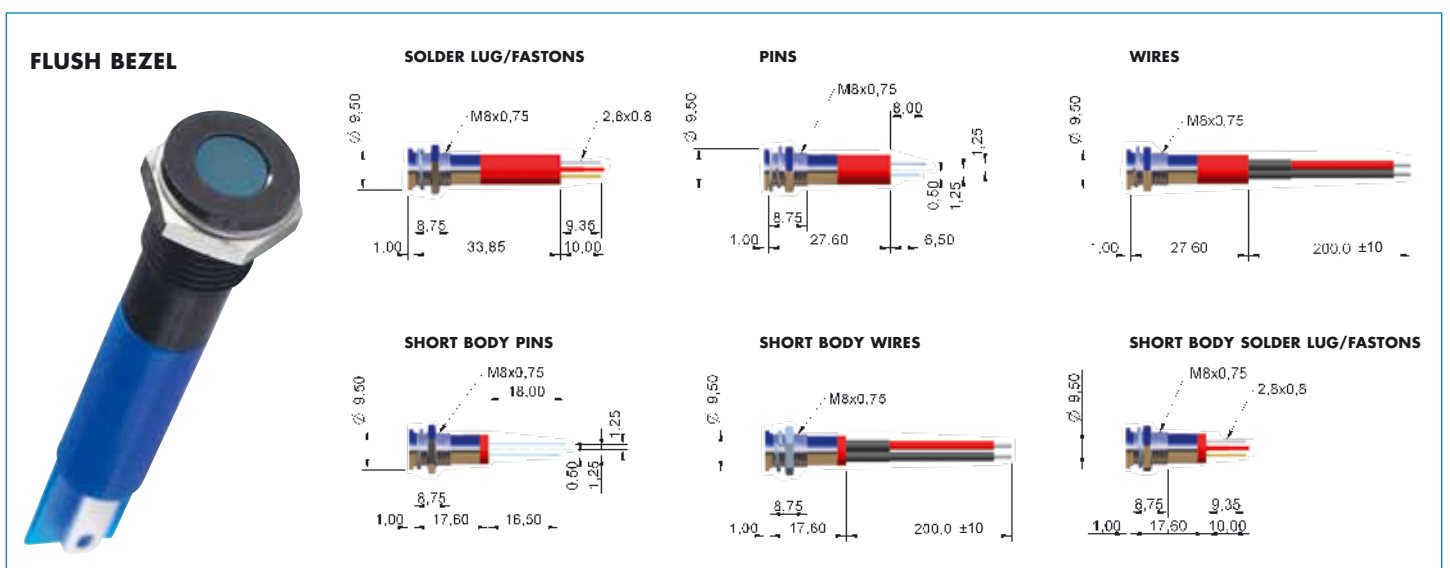
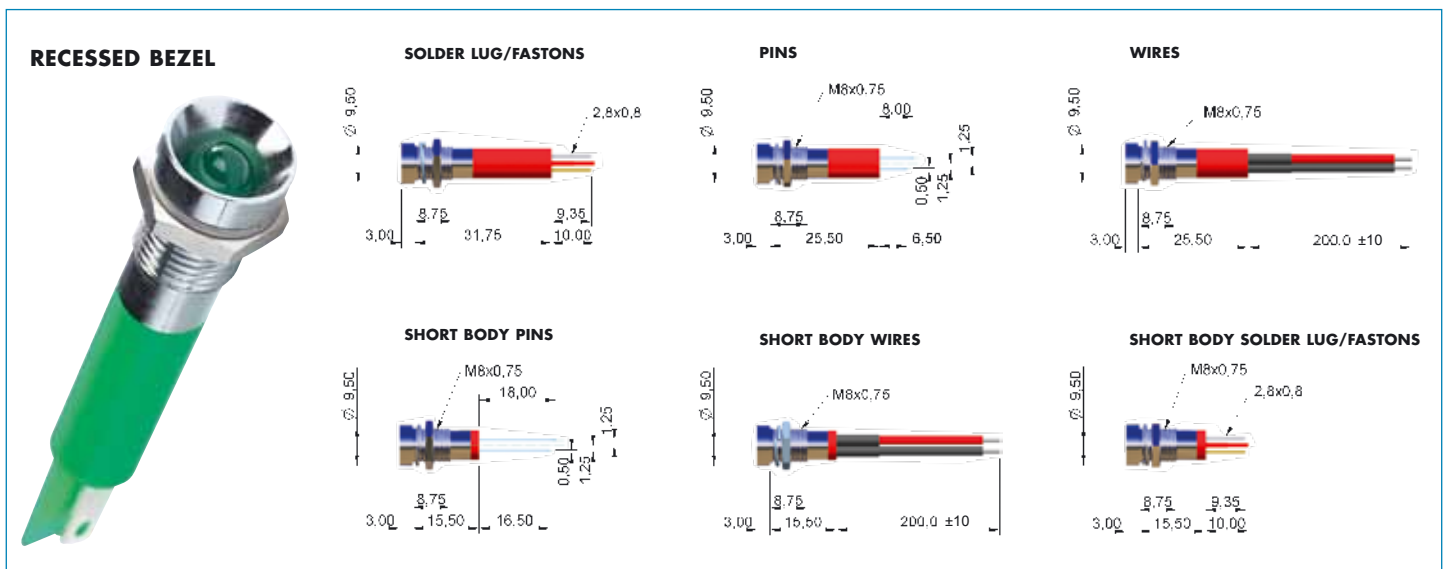
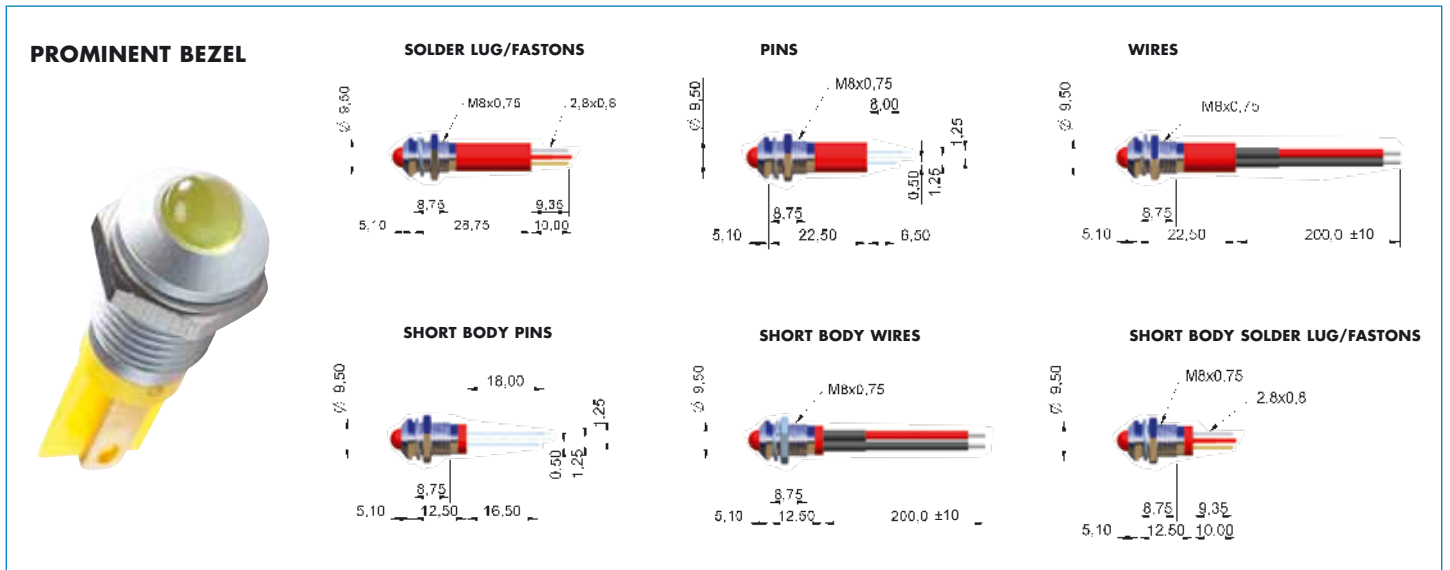
**Operating Temperature Range:** -40 to +85°C

Note: The operating voltage must not be exceeded by more than 10% as this will result in reduced life expectancy.  
The company reserves the right to change specifications without notice.

[www.apem.com](http://www.apem.com)

# Q-SERIES 8mmØ Panel Mounting LED Indicator

## Technical Drawings



Note: The company reserves the right to change specifications without notice.

# Q-SERIES 8mmØ Panel Mounting LED Indicator

## Order Overview

### STANDARD OPTIONS

The Q8 Series is available with a range of standard options, to specify your LED, simply choose one option from each column. An example is shown below.

Q	8	P	8	G	XX	Y	12	E
SERIES	MOUNTING HOLE	BEZEL STYLE	TERMINALS	BEZEL FINISH	TYPE OF ILLUMINATION	LED COLOUR	VOLTAGE	SEALING
Q	8 = Ø8mm	P = Prominent R = Recessed F = Flush	1 = Solder Lug/ Fastons (2.8 x 0.8) 2 = Pins 3 = Wires 6 = Short body Pins 7 = Short body Wires 8 = Short body Solder lug/ faston	C = Bright Chrome B = Black Chrome G = Satin Grey	XX = Fixed Light KK = Flashing Light (only up to 28VDC) YY = Bi-colour ZZ = Tri-colour	R = Red G = Green Y = Yellow B = Blue W = White SR = Super Bright Red SG = Super Bright Green SY = Super Bright Yellow SB = Super Bright Blue SW = Super Bright White RG = Red/Green RY = Red/Yellow GY = Green/Yellow RYG = Red/Yellow/Green	O2 = 2VDC 06 = 6VDC 12 = 12VDC 12A = 12VAC/DC 24 = 24VDC 24A = 24VAC/DC 28 = 28VDC 28A = 28VAC/DC 110 = 110VAC 220 = 220VAC	(Blank) = Unsealed E = IP67

#### Example Q8P8GXXY02E

Ø8mm, prominent bezel, short body solder lug terminals, satin grey finish, fixed light, yellow, 2volt DC LED, IP67 Panel Seal



- Gold Faston terminal denotes Anode (+), silver terminal denotes Cathode (-)
- Standard wire length is 200mm, 24AWG, red wire denotes Anode (+), black wire denotes Cathode (-) for other wire lengths consult APEM
- For LEDs with alternate voltages consult APEM
- Bi-colour LEDs, by connecting the gold Faston (+) one colour is produced, by reversing the supply voltage another colour is produced – Bi-colours are available up to 28VDC. [AC products not available]
- Take care when soldering to the Faston terminals
- Short body pins and wires are only available up to 28VDC
- Short body Fastons are only available without integral resistor (2VDC)
- The Tri-colour LED has red and green LEDs when both are connected yellow is produced
- Standard Tri-colour Faston terminals are two Anodes (+) and one Cathode (-)
- Tri-colour wires are one red (+) and one green (+) Anode and one black (-) Cathode
- Tri-colour pins are centre (-) cathode, shortest (+) anode pin green, longest (+) anode pin red
- Tri-colours are only available up to 28VAC/DC and use 2.0mm solder lug/fastons
- Maximum panel thickness 7mm
- For behind panel epoxy sealed options please consult Apem
- We recommend using Superbright LEDs for use at 220VAC
- For resistorless versions (02) please pay attention to the forward voltage

## X-ON Electronics

Largest Supplier of Electrical and Electronic Components

*Click to view similar products for [Industrial Panel Mount Indicators / Switch Indicators](#) category:*

*Click to view products by [Apem](#) manufacturer:*

Other Similar products are found below :

[LW1A-P1-W](#) [LW1B-A0L](#) [01-952.0](#) [01-152.025](#) [D38999/20FJ29PB L/C](#) [704-6012](#) [704-6020](#) [704-6023](#) [704-6026](#) [73.362.4028.0](#) [EUS-704.000.7](#) [750-1520](#) [9001OA120](#) [99-450.837](#) [99-455.837](#) [99-486.837](#) [99-901.9](#) [99-902.9](#) [99-908.0](#) [99-909.4](#) [99-909.5](#) [A0244J1](#) [A3DT-500Y](#) [AL6M-P7P-A](#) [AOLQW-2B0600](#) [AP1M255-A](#) [APD106LN-A](#) [APD106LN-G](#) [APN1126-G](#) [APS122DN-W](#) [ATN2100](#) [AYLW4L-A](#) [18-237.035](#) [C0180AANAHA](#) [HW1A-L1-GD](#) [HW1A-P2-GL](#) [HW1F-3G](#) [HW1R-2DF20-R](#) [HW1X-BM411-R](#) [HW2A-L1-GL](#) [HW2A-P1-GD](#) [HW4S-31L](#) [HWAZ1N-OB](#) [PA2200/1](#) [PA2SHIELD](#) [21-931.0](#) [21-931.2](#) [96-923.5](#) [1625006](#) [99-451.837](#)