

# NO COMPROMISE.

## PRECISION. PERFORMANCE. POWER.

### EXPLORE THE NEW ACTIVE SOLDERING TIP RANGE



[www.weller-tools.com/nocompromise](http://www.weller-tools.com/nocompromise)

**Weller**<sup>®</sup>

# NO COMPROMISE.

## PRECISION. PERFORMANCE. POWER.

### One WX Station. Every Active Tip.

Production within the electronics, medical technology and aerospace industries is moving faster as components become smaller, more complex and more powerful. The soldering industry is no different. In order to meet these increasing demands, we're expanding our existing RT series.

Weller Tools is committed to offering the widest range of high-performance active soldering tips. For all of your soldering applications, linked to one of our state-of-the-art WX soldering stations.

#### + Active tip technology

Our soldering tips join features as in-built sensor and perfect heat transfer, for the fastest heat-up and recovery time. Reduce your downtime for a faster workflow and better results.

#### + Patented tip and grip design

Fast and hassle-free tip changing without needing any tool.

#### + One intelligent WX platform

Run any RT tip from one WX station, meeting all operational hand soldering needs such as motion sensing or traceability with digital data storage in the soldering tool and station.

#### + Precise control, ergonomic grip

The boomerang handle design allows for precise handling while providing an ergonomic and secure grip.

#### + MIL-SPEC / IPC standard

New active RT soldering tips are fully compliant with IPC industry standards. The MS versions are also MIL-SPEC compliant.

#### + Low cost-in-use

The RT lines of tips provide maximum protection to the printed circuit board and the component you're soldering, to achieve the best results and to keep operating costs as low as possible.

#### + Digital tool

Motion activated, for simplified data storage.



**3 RT tip series for maximum precision, performance and power. All line specific benefits at a glance.**

**Find your perfect tip here:**  
[www.weller-tools.com/nocompromise](http://www.weller-tools.com/nocompromise)

## **RT Ultra**

- + For heavy duty applications & largest components
- + Thermal Core Technology for optimized heat transfer through the joint – and maximum power

## **RT Micro**

- + For versatile performance when soldering micro and standard components
- + Widest range of geometries & sizes


## **RT Pico**

- + For smallest components 0402 down to 01005
- + Short tip-to-grip distance for maximum precision




# Experience the widest tip range – for all soldering applications.

## Highest precision




## RT Pico tips

Component size **XS** TO **S**

Heat up time  **3 Sec.\***


Size comparison



### MADE OF THE SMALLEST PRECISION SOLDERING APPLICATIONS


- + Aerospace (only MS versions)
- + Electronics
- + Sensors
- + Medical devices
- + Military (only MS versions)
- + Automotive

## Versatile performance



## RT Micro tips


Component size **M** TO **L**

Heat up time  **5 Sec.\***

### VERSATILE PERFORMANCE FOR MICRO AND STANDARD COMPONENTS COVERING THE WIDEST RANGE OF APPLICATIONS


- + Aerospace (only MS versions)
- + Electronics
- + Sensors
- + Medical devices
- + Military (only MS versions)
- + Automotive

## Maximum power



## RT Ultra tips

Component size **XL** TO **XXL**

Heat up time  **7 Sec.\***

### MADE FOR HIGH PERFORMANCE AND HEAVY DUTY APPLICATIONS

- + LED soldering
- + Solar technology
- + Electronic components
- + Multi-layer boards
- + Large heat sinks
- + Hyper frequency PCB with a big dissipater

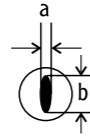
\*50°C – 350°C / 120°F – 620°F

## RT Pico

- + High performance tips for the smallest components: 0402 down to 01005
- + Short tip-to-grip distance
- + MIL-SPEC / IPC standard (potential free, MS versions)



### CHISEL

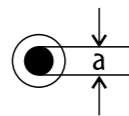


For use with



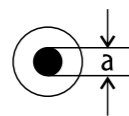
Model		Watt	Soldering Iron	Safety Rests	Length (mm) (inch.)	a / b (mm) (inch.)	Order No.
RTP 002 S		40	WXPP	WSR 208	17.0 0.669	0.2 / 0.1 0.008 / 0.004	T0050103999
RTP 002 S MS	MIL-SPEC VERSION AVAILABLE	40	WXPP MS	WSR 208	16.3 0.642	0.2 / 0.1 0.008 / 0.004	T0050102199
RTP 002 S NW		40	WXPP	WSR 208	17.0 0.669	0.2 / 0.1 0.008 / 0.004	T0050104099
RTP 002 S NW MS	MIL-SPEC VERSION AVAILABLE	40	WXPP MS	WSR 208	16.3 0.642	0.2 / 0.1 0.008 / 0.004	T0050102299
RTP 004 S		40	WXPP	WSR 208	17.0 0.669	0.4 / 0.2 0.016 / 0.008	T0050104199
RTP 004 S MS	MIL-SPEC VERSION AVAILABLE	40	WXPP MS	WSR 208	16.3 0.642	0.4 / 0.2 0.016 / 0.008	T0050102399
RTP 008 S		40	WXPP	WSR 208	17.0 0.669	0.8 / 0.3 0.031 / 0.012	T0050104299
RTP 008 S MS	MIL-SPEC VERSION AVAILABLE	40	WXPP MS	WSR 208	16.3 0.642	0.8 / 0.3 0.031 / 0.012	T0050102499
RTP 010 S		40	WXPP	WSR 208	17.0 0.669	1.0 / 0.3 0.039 / 0.012	T0050104399
RTP 010 S MS	MIL-SPEC VERSION AVAILABLE	40	WXPP MS	WSR 208	16.3 0.642	1.0 / 0.3 0.039 / 0.012	T0050102599
RTP 013 S		40	WXPP	WSR 208	17.0 0.669	1.3 / 0.3 0.051 / 0.012	T0050104499
RTP 013 S MS	MIL-SPEC VERSION AVAILABLE	40	WXPP MS	WSR 208	16.3 0.642	1.3 / 0.3 0.051 / 0.012	T0050102699

### BEVEL CUT



Model		Watt	Soldering Iron	Safety Rests	Length (mm) (inch.)	a / b (mm) (inch.)	Order No.
RTP 004 B		40	WXPP	WSR 208	17.0 0.669	0.4 0.016	T0050103799
RTP 004 B MS	MIL-SPEC VERSION AVAILABLE	40	WXPP MS	WSR 208	16.3 0.642	0.4 0.016	T0050101999
RTP 012 B		40	WXPP	WSR 208	17.0 0.669	1.2 0.047	T0050103899
RTP 012 B MS	MIL-SPEC VERSION AVAILABLE	40	WXPP MS	WSR 208	16.3 0.642	1.2 0.047	T0050102099

### CONICAL



Model		Watt	Soldering Iron	Safety Rests	Length (mm) (inch.)	a / b (mm) (inch.)	Order No.
RTP 001 C		40	WXPP	WSR 208	18.5 0.728	0.1 0.004	T0050103199
RTP 001 C MS	MIL-SPEC VERSION AVAILABLE	40	WXPP MS	WSR 208	17.9 0.705	0.1 0.004	T0050101399
RTP 001 C NW		40	WXPP	WSR 208	18.5 0.728	0.1 0.004	T0050103299

## SOLDERING IRONS


WXPP  
40 W  
T0052922699



WXPP MS  
40 W  
T0052922899



Heat up time



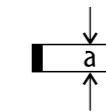

\*from 50°C to 350°C / 120°F to 620°F

Component size



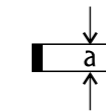
Model		Watt	Soldering Iron	Safety Rests	Length (mm) (inch.)	a / b (mm) (inch.)	Order No.
RTP 001 C NW MS	MIL-SPEC VERSION AVAILABLE	40	WXPP MS	WSR 208	17.9 0.705	0.1 0.004	T0050101499
RTP 002 C		40	WXPP	WSR 208	17.0 0.669	0.2 0.008	T0050103399
RTP 002 C MS	MIL-SPEC VERSION AVAILABLE	40	WXPP MS	WSR 208	16.3 0.642	0.2 0.008	T0050101599
RTP 004 C		40	WXPP	WSR 208	17.0 0.669	0.4 0.016	T0050103499
RTP 004 C MS	MIL-SPEC VERSION AVAILABLE	40	WXPP MS	WSR 208	16.3 0.642	0.4 0.016	T0050101699
RTP 001 C X		40	WXPP	WSR 208	21.3 0.839	0.1 0.004	T0050103599
RTP 001 C X MS	MIL-SPEC VERSION AVAILABLE	40	WXPP MS	WSR 208	20.6 0.811	0.1 0.004	T0050101799
RTP 002 C X		40	WXPP	WSR 208	21.3 0.839	0.2 0.008	T0050103699
RTP 002 C X MS	MIL-SPEC VERSION AVAILABLE	40	WXPP MS	WSR 208	20.6 0.811	0.2 0.008	T0050101899

### GULLWING



Model		Watt	Soldering Iron	Safety Rests	Length (mm) (inch.)	a / b (mm) (inch.)	Order No.
RTP 020 G		40	WXPP	WSR 208	16.6 0.654	2.0 0.079	T0050104899
RTP 020 G MS	MIL-SPEC VERSION AVAILABLE	40	WXPP MS	WSR 208	15.9 0.626	2.0 0.079	T0050103099

### KNIFE



Model		Watt	Soldering Iron	Safety Rests	Length (mm) (inch.)	a / b (mm) (inch.)	Order No.
RTP 010 K		40	WXPP	WSR 208	16.3 0.642	1.0 / 0.2 0.039 / 0.008	T0050104599
RTP 010 K MS	MIL-SPEC VERSION AVAILABLE	40	WXPP MS	WSR 208	15.9 0.626	1.0 / 0.2 0.039 / 0.008	T0050102799
RTP 010 K NW		40	WXPP	WSR 208	16.6 0.654	1.0 / 0.2 0.039 / 0.008	T0050104699
RTP 010 K NW MS	MIL-SPEC VERSION AVAILABLE	40	WXPP MS	WSR 208	15.9 0.626	1.0 / 0.2 0.039 / 0.008	T0050102899
RTP 025 K		40	WXPP	WSR 208	18.0 0.709	2.5 / 0.3 0.098 / 0.012	T0050104799
RTP 025 K MS	MIL-SPEC VERSION AVAILABLE	40	WXPP MS	WSR 208	17.3 0.681	2.5 / 0.3 0.098 / 0.012	T0050102999

Make no compromise in high-end soldering.  
Find your perfect RT Pico tips here:  
[www.weller-tools.com/nocompromise](http://www.weller-tools.com/nocompromise)

# RT Micro

- + High performance active tips for micro and standard components
- + Covers the widest range of geometries and sizes
- + MIL-SPEC / IPC standard (potential free, MS versions)
- + Please note the new names of some RT Micro active tips



## CHISEL



For use with



New name	Old name		Watt	Soldering Iron	Safety Rests	Length (mm) (inch.)	a / b (mm) (inch.)	Order No.
RTM 003 S	RT 15C03		40	WXMP	WSR 200	19.0 0.748	0.3 / 0.15 0.012 / 0.006	T0054461270N
RTM 003 S NW	RT 15CNW		40	WXMP	WSR 200	19.0 0.748	0.3 / 0.1 0.012 / 0.004	T0054462699N
RTM 003 S NW MS	RT 15CNWMS	MIL-SPEC VERSION AVAILABLE 	40	WXMP MS	WSR 200	19.0 0.748	0.3 / 0.1 0.012 / 0.004	T0054462671N
RTM 004 S	RT 15C		40	WXMP	WSR 200	19.0 0.748	0.4 / 0.15 0.016 / 0.06	T0054461299N
RTM 004 S MS	RT 15CMS	MIL-SPEC VERSION AVAILABLE 	40	WXMP MS	WSR 200	19.0 0.748	0.4 / 0.15 0.016 / 0.06	T0054461599N
RTM 006 S MS		MIL-SPEC VERSION AVAILABLE 	40	WXMP MS	WSR 200	23.0 0.906	0.6 / 0.4 0.024 / 0.016	T0050100499
RTM 008 S	RT 9		40	WXMP	WSR 200	23.0 0.906	0.8 / 0.4 0.031 / 0.016	T0054460999N
RTM 008 S MS	RT 9MS	MIL-SPEC VERSION AVAILABLE 	40	WXMP MS	WSR 200	23.0 0.906	0.8 / 0.4 0.031 / 0.016	T0054462399N
RTM 008 S X	RT 5 30°		40	WXMP	WSR 200	23.0 0.906	0.8 / 0.4 0.031 / 0.016	T0054460599N
RTM 008 S X MS	RT 5MS 30°	MIL-SPEC VERSION AVAILABLE 	40	WXMP MS	WSR 200	23.0 0.906	0.8 / 0.4 0.031 / 0.016	T0054461999N
RTM 010 S			40	WXMP	WSR 200	18.0 0.709	1.0 / 0.3 0.039 / 0.012	T0050100599
RTM 010 S MS		MIL-SPEC VERSION AVAILABLE 	40	WXMP MS	WSR 200	18.0 0.709	1.0 / 0.3 0.039 / 0.012	T0050100699
RTM 013 S	RT 3		40	WXMP	WSR 200	19.0 0.748	1.3 / 0.4 0.051 / 0.016	T0054460399N
RTM 013 S MS	RT 3MS	MIL-SPEC VERSION AVAILABLE 	40	WXMP MS	WSR 200	19.0 0.748	1.3 / 0.4 0.051 / 0.016	T0054461699N
RTM 013 S X	RT 3X 30°		40	WXMP	WSR 200	28.0 1.102	1.3 / 0.5 0.051 / 0.019	T0054460371N
RTM 013 S X MS	RT 3XMS 30°	MIL-SPEC VERSION AVAILABLE 	40	WXMP MS	WSR 200	28.0 1.102	1.3 / 0.5 0.051 / 0.019	T0054460373N
RTM 015 S	RT 4		40	WXMP	WSR 200	18.0 0.709	1.5 / 0.4 0.059 / 0.016	T0054460499N
RTM 015 S MS	RT 4MS	MIL-SPEC VERSION AVAILABLE 	40	WXMP MS	WSR 200	18.0 0.709	1.5 / 0.4 0.059 / 0.016	T0054461899N

## SOLDERING IRONS

WXMP  
40 W (55W)  
T0052920399N



WXMP MS  
40 W (55W)  
T0052921399N




WMRP  
40 W (55W)  
T0052917199N



WMRP MS  
40 W (55W)  
T0052919299N



### Heat up time



\*from 50°C to 350°C / 120°F to 620°F

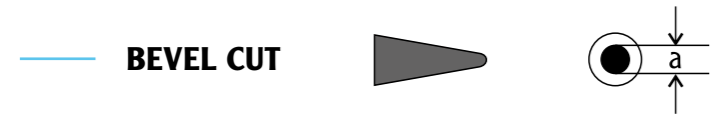


### Component size



New name	Old name		Watt	Soldering Iron	Safety Rests	Length (mm) (inch.)	a / b (mm) (inch.)	Order No.
RTM 018 S			40	WXMP	WSR 200	18.0 0.709	1.8 / 0.4 0.071 / 0.016	T0050100799
RTM 018 S MS		MIL-SPEC VERSION AVAILABLE 	40	WXMP MS	WSR 200	18.0 0.709	1.8 / 0.4 0.071 / 0.016	T0050100899
RTM 022 S	RT 8		40	WXMP	WSR 200	18.0 0.709	2.2 / 0.4 0.087 / 0.016	T0054460899N
RTM 022 S MS	RT 8MS	MIL-SPEC VERSION AVAILABLE 	40	WXMP MS	WSR 200	18.0 0.709	2.2 / 0.4 0.087 / 0.016	T0054462299N
RTM 032 S			55	WXMP	WSR 200	17.5 0.689	3.2 / 0.9 0.126 / 0.035	T0050100999
RTM 032 S MS		MIL-SPEC VERSION AVAILABLE 	55	WXMP MS	WSR 200	17.5 0.689	3.2 / 0.9 0.126 / 0.035	T0050101099
RTM 036 S	RT 11		40	WXMP	WSR 200	18.0 0.709	3.6 / 0.9 0.141 / 0.035	T0054461199N
RTM 036 S MS	RT 11MS	MIL-SPEC VERSION AVAILABLE 	40	WXMP MS	WSR 200	18.0 0.709	3.6 / 0.9 0.141 / 0.035	T0054463199N

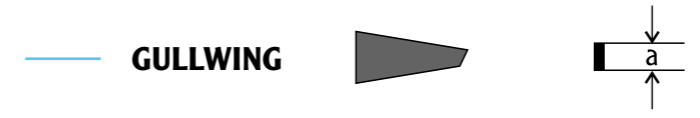
# RT Micro



New name	Old name	Watt	Soldering Iron	Safety Rests	Length (mm) (inch.)	a / b (mm) (inch.)	Order No.
RTM 004 B		40	WXMP	WSR 200	18.5 0.728	0.4 0.016	T0050100299
RTM 004 B MS	MIL-SPEC VERSION AVAILABLE	40	WXMP MS	WSR 200	18.5 0.728	0.4 0.016	T0050100399
RTM 012 B	RT 6 45°	40	WXMP	WSR 200	18.0 0.709	1.2 0.047	T0054460699N
RTM 012 B MS	RT 6MS	40	WXMP MS	WSR 200	18.0 0.709	1.2 0.047	T0054462099N



New name	Old name	Watt	Soldering Iron	Safety Rests	Length (mm) (inch.)	a / b (mm) (inch.)	Order No.
RTM 001 C NW	RT 1NW	40	WXMP	WSR 200	19.0 0.748	0.1 0.004	T0054462599N
RTM 001 C NW MS	RT 1NWMS	40	WXMP MS	WSR 200	19.0 0.748	0.1 0.004	T0054462571N
RTM 002 C	RT 1	40	WXMP	WSR 200	19.0 0.748	0.2 0.008	T0054460199N
RTM 002 C MS	RT 1MS	40	WXMP MS	WSR 200	19.0 0.748	0.2 0.008	T0054461499N
RTM 002 C L		40	WXMP	WSR 200	18.7 0.736	0.2 0.008	T0050100099
RTM 002 C L MS	MIL-SPEC VERSION AVAILABLE	40	WXMP MS	WSR 200	18.7 0.736	0.2 0.008	T0050100199
RTM 004 C X MS	RT 12 MS 30°	40	WXMP	WSR 200	26.0 1.024	0.4 0.016	T0054463399N
RTM 005 C X MS	RT 12 MS 25°	40	WXMP	WSR 200	26.0 1.024	0.5 0.019	T0054463299N
RTM 008 C	RT 2	40	WXMP	WSR 200	18.0 0.709	0.8 0.031	T0054460299N
RTM 008 C MS	RT 2MS	40	WXMP MS	WSR 200	18.0 0.709	0.8 0.031	T0054461799N



New name	Old name	Watt	Soldering Iron	Safety Rests	Length (mm) (inch.)	a / b (mm) (inch.)	Order No.
RTM 020 G	RT 10GW	40	WXMP	WSR 200	20.0 0.787	2.0 / 1.2 0.079 / 0.047	T0054461099N
RTM 020 G MS	RT 10GWMS	40	WXMP MS	WSR 200	20.0 0.787	2.0 / 1.2 0.079 / 0.047	T0054462499N



New name	Old name	Watt	Soldering Iron	Safety Rests	Length (mm) (inch.)	a / b (mm) (inch.)	Order No.
RTM 025 K		40	WXMP	WSR 200	19.0 0.748	2.5 / 0.3 0.098 / 0.012	T0050101199
RTM 025 K MS	MIL-SPEC VERSION AVAILABLE	40	WXMP MS	WSR 200	19.0 0.748	2.5 / 0.3 0.098 / 0.012	T0050101299
RTM 022 K	RT 7 SK1480	40	WXMP	WSR 200	19.0 0.748	2.2 0.087	T0054460772N
RTM 030 K	RT 7 45°	40	WXMP	WSR 200	19.0 0.748	3.0 0.018	T0054460799N
RTM 030 K MS	RT 7MS 45°	40	WXMP MS	WSR 200	19.0 0.748	3.0 0.018	T0054462199N

**MEASURING TIP**



New name	Old name	Watt	Soldering Iron	Safety Rests	Length (mm) (inch.)	a / b (mm) (inch.)	Order No.
RTM Measuring tip	RT Measuring tip	40		WSR 200	26.0 1.024		T0054461399N

## RT Ultra

- + Designed for heavy duty applications and large components
- + Thermal Core Technology for optimized heat transfer
- + MIL-SPEC / IPC standard



**CHISEL**

For use with  + 

Model	MIL-SPEC VERSION AVAILABLE	Watt	Soldering Iron	Safety Rests	Length (mm) (inch.)	a / b (mm) (inch.)	Order No.
RTU 015 S MS		150	WXUP MS	WSR 200	28.0 1.102	1.5 / 0.4 0.059 / 0.016	T0050105899
RTU 022 S MS		150	WXUP MS	WSR 200	28.0 1.102	2.2 / 0.6 0.087 / 0.024	T0050105999
RTU 032 S MS		150	WXUP MS	WSR 200	27.5 1.083	3.2 / 0.8 0.126 / 0.031	T0050106099
RTU 032 S L MS		150	WXUP MS	WSR 200	34.0 1.339	3.2 / 0.8 0.126 / 0.031	T0050106199
RTU 050 S MS		150	WXUP MS	WSR 200	27.5 1.083	5.0 / 1.2 0.197 / 0.047	T0050106299
RTU 076 S MS		150	WXUP MS	WSR 200	28.0 1.102	7.6 / 1.5 0.299 / 0.059	T0050106399
RTU 093 S MS		150	WXUP MS	WSR 200	28.0 1.102	9.3 / 2.0 0.366 / 0.079	T0050106499

**BEVEL CUT**

Model	MIL-SPEC VERSION AVAILABLE	Watt	Soldering Iron	Safety Rests	Length (mm) (inch.)	a / b (mm) (inch.)	Order No.
RTU 020 B MS		150	WXUP MS	WSR 200	29.0 1.142	2.0 0.079	T0050105599
RTU 035 B MS		150	WXUP MS	WSR 200	29.0 1.142	3.5 0.138	T0050105699
RTU 050 B MS		150	WXUP MS	WSR 200	30.0 1.181	5.0 0.197	T0050105799

**CONICAL**

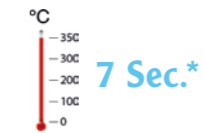
Model	MIL-SPEC VERSION AVAILABLE	Watt	Soldering Iron	Safety Rests	Length (mm) (inch.)	a / b (mm) (inch.)	Order No.
RTU 004 C MS		150	WXUP MS	WSR 200	27.5 1.083	0.4 0.016	T0050104999
RTU 008 C MS		150	WXUP MS	WSR 200	29.0 1.142	0.8 0.031	T0050105099
RTU 016 C MS		150	WXUP MS	WSR 200	27.5 1.083	1.6 0.063	T0050105199

## SOLDERING IRON

WXUP MS  
150 W  
T0052923099



### Heating up time



\*from 50°C to 350°C / 120°F to 620°F



### Component size



Model	MIL-SPEC VERSION AVAILABLE	Watt	Soldering Iron	Safety Rests	Length (mm) (inch.)	a / b (mm) (inch.)	Order No.
RTU 004 C X MS		150	WXUP MS	WSR 200	39.2 1.543	0.4 0.016	T0050105299
RTU 008 C X MS		150	WXUP MS	WSR 200	39.2 1.543	0.8 0.031	T0050105399
RTU 016 C X MS		150	WXUP MS	WSR 200	39.2 1.543	1.6 0.063	T0050105499

**GULLWING**

Model	MIL-SPEC VERSION AVAILABLE	Watt	Soldering Iron	Safety Rests	Length (mm) (inch.)	a / b (mm) (inch.)	Order No.
RTU 020 G MS		150	WXUP MS	WSR 200	28.0 1.102	2.0 / 1.3 0.079 / 0.051	T0050106599

**BLADE**

Model	MIL-SPEC VERSION AVAILABLE	Watt	Soldering Iron	Safety Rests	Length (mm) (inch.)	a / b (mm) (inch.)	Order No.
RTU 100 K MS		150	WXUP MS	WSR 200	27.0 1.063	10.0 / 1.5 0.394 / 0.059	T0050106699
RTU 160 K MS		150	WXUP MS	WSR 200	27.0 1.063	16.0 / 1.5 0.630 / 0.059	T0050106799
RTU 200 K MS		150	WXUP MS	WSR 200	27.0 1.063	20.0 / 1.5 0.787 / 0.059	T0050106899
RTU 330 K MS		150	WXUP MS	WSR 200	27.0 1.063	33.0 / 1.5 1.299 / 0.059	T0050106999

Make no compromise in high-end soldering.  
Find your perfect RT Ultra tips here:  
[www.weller-tools.com/nocompromise](http://www.weller-tools.com/nocompromise)



# No compromise. Genuine Weller tip quality.

## Why use Weller tips?

- ✓ Tool protection – Protects soldering iron from irreparable damage
- ✓ Optimal performance – Designed for excellent heat transfer to deliver ideal soldering joints
- ✓ Cost savings – Consistent performance reduces rework

## Look for Genuine Weller tips:

- ✓ Seal of Quality on packaging
- ✓ Weller logo on tips



### GERMANY

Weller Tools GmbH  
Carl-Benz-Straße 2  
74354 Besigheim

Tel: +49 (0) 7143 580-0  
Fax: +49 (0) 7143 580-108

### CHINA

Apex Tool Group  
Room 302A, NO 177 Bibo Road  
Shanghai 201203

Tel: +86 (21) 60880288  
Fax: +86 (21) 60880289

### USA

Apex Tool Group, LLC  
670 Industrial Drive  
Lexington, SC 29072

Tel: +1 (800) 688-8949  
Fax: +1 (800) 234-0472

# Weller®

©2019, Apex Tool Group LLC  
T0055748500 / 04.13 WAL 5.0

[www.weller-tools.com/nocompromise](http://www.weller-tools.com/nocompromise)

## X-ON Electronics

Largest Supplier of Electrical and Electronic Components

*Click to view similar products for [Soldering Irons](#) category:*

*Click to view products by [Apex Tool Group](#) manufacturer:*

Other Similar products are found below :

[0058759725](#) [918100-TE](#) [PTTC-802](#) [SFV-DRK30AR](#) [SMTC-0167](#) [SMTC-588](#) [AC-CK1](#) [AC-CK2](#) [SSC-601A](#) [SSC-625A](#) [SSC-626A](#) [SSC-638A](#) [SSC-726A](#) [FG-BVX](#) [STTC-042](#) [STTC-065](#) [STTC-114](#) [STV-CH24A](#) [STV-DRK45A](#) [PTTC-805](#) [UFTC-6CN04](#) [SFP-DRH05](#) [SMTC-061](#) [SMTC-101](#) [SMTC-1162](#) [SMTC-160-PK](#) [SMTC-1BL250](#) [SMTC-862](#) [SSC-645A](#) [SSC-671A](#) [SSC-672A](#) [SSC-713A](#) [SSC-742A](#) [SSC-745A](#) [SSC-770A](#) [STDC-804](#) [STTC-105](#) [STTC-120](#) [STTC-545](#) [1-91362-0](#) [T0054487399](#) [T0054472199](#) [STTC-820](#) [MFR-UK5](#) [MX-H1GKG](#)  
[SCV-CH30AR](#) [T0054487099](#) [STTC-845P](#) [RPS-1](#) [SCV-CH24A](#)