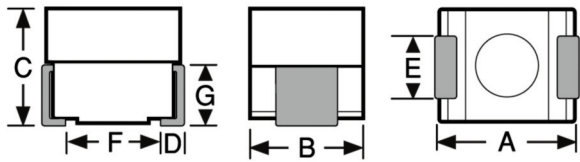



**SERIES 4302R
4302**



**Temperature Stable (1008 size)
Surface Mount Inductors**

DASH NUMBER*	INDUCTANCE (μH) $\pm 10\%$	TEST FREQUENCY (MHz) Q MINIMUM	SRF MINIMUM (MHz)	DC RESISTANCE MAXIMUM (OHMS)	CURRENT RATING MAXIMUM (mA)
--------------	---	-----------------------------------	-------------------	---------------------------------	--------------------------------



SERIES 4302 POWDERED IRON CORE						
-121K	0.12	40	25.0	400	0.130	1075
-151K	0.15	40	25.0	375	0.150	1000
-181K	0.18	40	25.0	325	0.165	955
-221K	0.22	40	25.0	270	0.175	925
-271K	0.27	40	25.0	240	0.190	890
-331K	0.33	40	25.0	180	0.200	865
-391K	0.39	40	25.0	160	0.220	825
-471K	0.47	40	25.0	130	0.240	790
-561K	0.56	40	25.0	115	0.295	710
-681K	0.68	40	25.0	105	0.320	685
-821K	0.82	40	25.0	95	0.510	540
-102K	1.0	30	7.9	80	0.550	520
-122K	1.2	30	7.9	75	0.600	500
-152K	1.5	30	7.9	70	0.730	455
-182K	1.8	30	7.9	60	0.800	430
-222K	2.2	30	7.9	50	1.25	345
-272K	2.7	30	7.9	45	1.60	305
-332K	3.3	30	7.9	40	1.85	285
-392K	3.9	30	7.9	35	2.10	265
-472K	4.7	30	7.9	30	2.30	255
-562K	5.6	30	7.9	26	3.00	225
-682K	6.8	30	7.9	22	3.50	205
-822K	8.2	30	7.9	20	4.00	195
-103K	10.0	30	7.9	18	4.50	180
-123K	12.0	20	2.5	16	7.50	140
-153K	15.0	20	2.5	14	9.00	125
-183K	18.0	20	2.5	12	11.00	115
-223K	22.0	20	2.5	11	12.00	110
-273K	27.0	20	2.5	10	13.00	105

Temperature Stable for critical conditions

Physical Parameters

	Inches	Millimeters
A	0.095 to 0.115	2.41 to 2.92
B	0.085 to 0.105	2.16 to 2.66
C	0.075 to 0.095	1.91 to 2.41
D	0.010 to 0.030	0.26 to 0.76
E	0.040 to 0.060	1.02 to 1.52
F	0.060 (Ref. only)	1.52 (Ref. only)
G	0.045 (Ref. only)	1.14 (Ref. only)

Dimensions "A" and "C" are over terminals.

Weight Max. (Grams) 0.1

Operating Temperature Range -55°C to $+125^{\circ}\text{C}$

Current Rating at 90°C Ambient 35°C Rise

Maximum Power Dissipation at 90°C 0.208 W

Note For applications requiring improved characteristics over typical ferrite core inductors of the same size. See 1008 Series for values lower than $0.12\mu\text{H}$.

Marking Delevan; dash number; date code (YYWWL).
Note: An R before the date code indicates a RoHS component.

Example: 4302-272K
DELEVAN
272
1822B

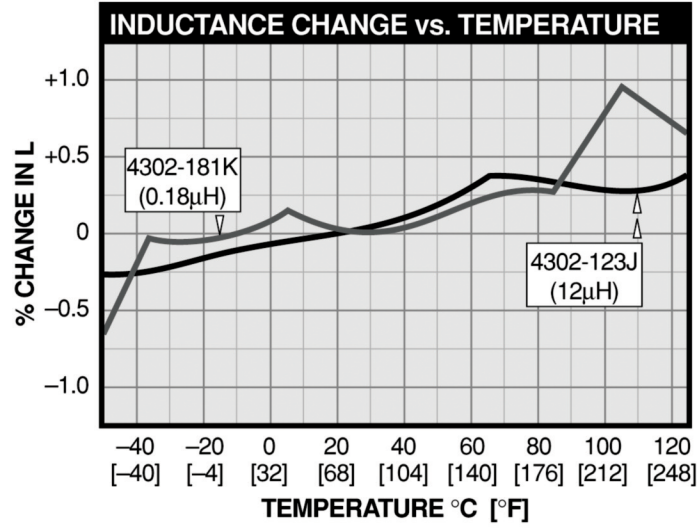
Packaging Tape & reel (8mm): 7" reel, 2000 pieces max.;
13" reel, 7000 pieces max.

Made In the U.S.A.

Optional Tolerances: J = 5% H = 3% G = 2% F = 1%

*Complete part # must include series # PLUS the dash #

For more detailed graphs, contact factory



X-ON Electronics

Largest Supplier of Electrical and Electronic Components

Click to view similar products for [Fixed Inductors](#) category:

Click to view products by [API Delevan](#) manufacturer:

Other Similar products are found below :

[CR43NP-680KC](#) [CR54NP-820KC](#) [CR54NP-8R5MC](#) [CTX32CT-100](#) [70F224AI](#) [MGDQ4-00004-P](#) [MHL1ECTTP18NJ](#) [MHL1JCTTD12NJ](#)
[PE-51506NL](#) [PE-53601NL](#) [PE-53602NL](#) [PE-53630NL](#) [PE-53824SNLT](#) [PE-62892NL](#) [PE-92100NL](#) [PG0434.801NLT](#) [PG0936.113NLT](#)
[9310-16](#) [PM06-2N7](#) [PM06-39NJ](#) [A01TK](#) [1206CS-471XJ](#) [HC2-2R2TR](#) [HC2LP-R47-R](#) [HC3-2R2-R](#) [HCF1305-3R3-R](#) [1206CS-151XG](#)
[RCH664NP-140L](#) [RCH664NP-4R7M](#) [RCH8011NP-221L](#) [RCP1317NP-332L](#) [RCP1317NP-391L](#) [RCR1010NP-470M](#) [RCR110DNP-331L](#)
[DH2280-4R7M](#) [DS1608C-106](#) [ASPI-4020HI-R10M-T](#) [B10TJ](#) [B82477P4333M](#) [B82498B3101J000](#) [B82498B3680J000](#) [ELJ-RE27NJF2](#)
[1812CS-153XJ](#) [1812CS-183XJ](#) [1812CS-223XJ](#) [1812LS-104XJ](#) [1812LS-105XJ](#) [1812LS-124XJ](#) [1812LS-154XJ](#) [1812LS-223XJ](#)