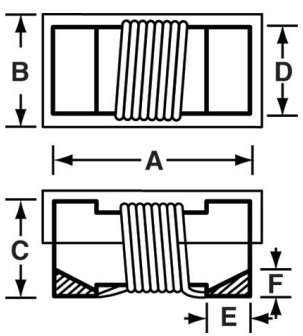


# SERIES M83446/36



Hi-Rel 0603 Surface Mount  
Chip Inductors, Open Construction

MIL DASH NUMBER  
INDUCTANCE (nH)  
TEST FREQUENCY (MHz)  
Q MINIMUM  
SRF MINIMUM (MHz)  
DC RESISTANCE MAXIMUM (OHMS)  
CURRENT RATING MAXIMUM (mA)



## Parameters

Dimensions		
	Inches	Millimeters
A	0.071 Max.	1.80 Max.
B	0.047 Max.	1.19 Max.
C	0.040 Max.	1.02 Max.
D	0.030 (Ref. Only)	0.76 (Ref. Only)
E	0.018 (Ref. Only)	0.44 (Ref. Only)
F	0.008 (Ref. Only)	0.20 (Ref. Only)

- Current Rating at 90°C Ambient** 35°C Rise
- Operating Temperature Range** -55°C to +125°C
- Part Storage Temperature Range** -55°C to +125°C
- Maximum Power Dissipation at 90° C** 0.100 W
- Electrical Characteristics** Measured at +25°C
- DWV** 200 Vrms at Sea Level  
80 Vrms at 70,000 feet altitude
- IR at 100 Vdc** 1000 Mohms Min.
- Weight/Mass** 0.008 Grams Maximum

## Testing

- MIL-PRF-83446 testing (Each Lot)**
- Group A Subgroup I which includes:**
  - 1) Thermal Shock, 5 cycles
  - 2) Post-Thermal Shock Inductance & Q Testing
- Group A Subgroup II which includes:**
  - 1) Visual & Mechanical Inspection
  - 2) SRF & DCR Testing

- Vibration** MIL-STD-202, Method 204, Test Condition D
- Shock** MIL-STD-202, Method 213, Test Condition I
- Moisture Resistance** MIL-STD-202, Method 106
- Solderability** MIL-STD-202, Method 208

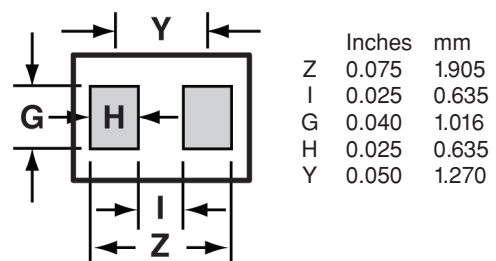
M83446/36 SERIES CERAMIC CORE						
-01	1.8	22	250	6000	0.07	1000
-24	3.3	22	250	6000	0.07	1000
-02	3.6	22	250	6000	0.07	1000
-03	3.9	22	250	6000	0.07	1000
-25	4.3	22	250	6000	0.09	885
-04	4.7	22	250	6000	0.09	885
-26	5.6	22	250	5800	0.10	840
-05	6.8	30	250	5800	0.10	840
-27	8.7	30	250	5200	0.14	705
-06	10	31	250	4800	0.16	665
-07	12	35	250	4000	0.13	735
-08	15	35	250	4000	0.17	645
-28	16	35	250	3400	0.17	645
-09	18	35	250	3100	0.17	645
-10	22	38	250	3000	0.19	610
-11	27	40	250	2800	0.22	565
-12	33	40	250	2300	0.22	565
-13	39	40	250	2200	0.24	540
-14	47	38	200	2000	0.28	500
-15	56	38	200	1900	0.31	475
-16	68	37	200	1700	0.36	440
-17	82	34	150	1700	0.54	360
-18	100	34	150	1400	0.75	305
-19	120	32	150	1300	0.79	300
-20	150	28	150	990	1.14	245
-21	180	25	150	990	1.28	235
-22	220	25	150	700	1.70	200
-23	270	16	25	600	1.78	195

Available in 2%, 5% and 10% tolerance  
Inductance and Q are tested using HP4291A or HP4287A, or equivalent, with text fixture 16193A, or equivalent  
Self Resonant Frequency is tested using HP8753C, or equivalent, with High-Precision TRL-Calibrated test fixture

## Termination

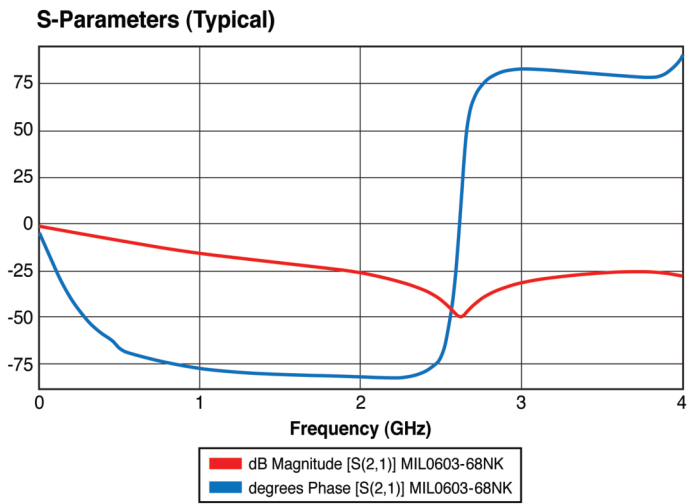
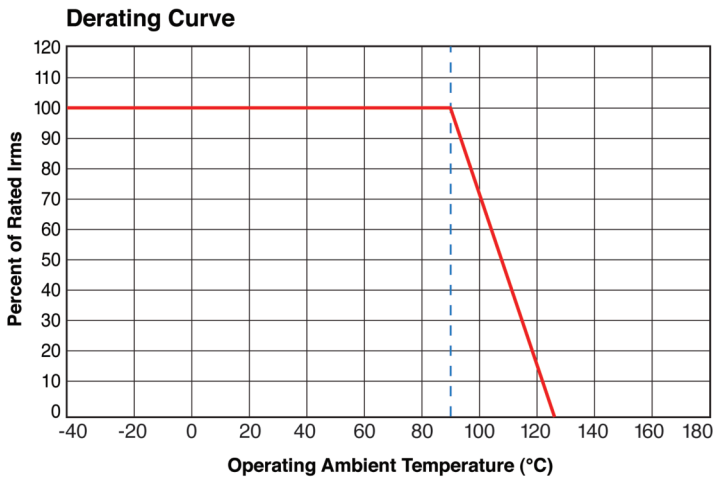
- Terminal Finish** Suffix A: Gold Termination (RoHS compliant)
- Core Material / Termination** Al<sub>2</sub>O<sub>3</sub> Ceramic / Sintered MoMn / Electroplated Ni / Electroplated Au Finish (RoHS Compliant)

## Recommended Landing Pattern



# SERIES M83446/36

Hi-Rel 0603 Surface Mount  
Chip Inductors, Open Construction



## Marking and Packaging

### Package (Reel Marking)

MILITARY P/N  
API Delevan Cage Code  
Date Code/Lot Symbol (YYWWL)  
Example: M83446/36-12AGMT  
99800  
1508A

### Packaging

T = Tape & Reel, 8mm, 4000 pieces max.  
Min. 1, Multiple 1  
W = Waffle Pack, 350 pcs. per pack  
Min. 1, Multiple 1

## How To Order

By QPL / MIL / P/N:

<b>M 8 3 4 4 6 / 3 6 - 0 6</b>	<b>A</b>	<b>G</b>	<b>M</b>	<b>T</b>	
M83446/36 Series	MIL Dash # (per table)	Termination Finish A = Gold over Nickel (solderable/weldable) B = Not Available C = Not Available	Inductance Tolerance G = 2% J = 5% K = 10%	Product Level M = General Purpose Military Applications T = Critical Military Applications	Packaging Option T = Tape & Reel W = Waffle Pack

All product specifications and data contained herein are subject to change without notice to improve reliability, function, performance, design or otherwise.

270 Quaker Rd., East Aurora NY 14052 • Phone 716-652-3600 • Fax 716-652-4814 • E-mail: apisales@delevan.com • www.delevan.com



## X-ON Electronics

Largest Supplier of Electrical and Electronic Components

*Click to view similar products for [Fixed Inductors](#) category:*

*Click to view products by [API Delevan](#) manufacturer:*

Other Similar products are found below :

[CR43NP-680KC](#) [CR54NP-820KC](#) [CR54NP-8R5MC](#) [CTX32CT-100](#) [70F224AI](#) [MGDQ4-00004-P](#) [MHL1ECTTP18NJ](#) [MHL1JCTTD12NJ](#)  
[PE-51506NL](#) [PE-53601NL](#) [PE-53630NL](#) [PE-53824SNLT](#) [PE-62892NL](#) [PE-92100NL](#) [PG0434.801NLT](#) [PG0936.113NLT](#) [9310-16](#) [PM06-2N7](#) [PM06-39NJ](#) [A01TK](#) [1206CS-471XJ](#) [HC2-2R2TR](#) [HC2LP-R47-R](#) [HC3-2R2-R](#) [HCF1305-3R3-R](#) [1206CS-151XG](#) [RCH664NP-140L](#)  
[RCH664NP-4R7M](#) [RCH8011NP-221L](#) [RCP1317NP-332L](#) [RCP1317NP-391L](#) [RCR1010NP-470M](#) [RCR110DNP-331L](#) [DH2280-4R7M](#)  
[DS1608C-106](#) [ASPI-4020HI-R10M-T](#) [B10TJ](#) [B82477P4333M](#) [B82498B3101J000](#) [B82498B3680J000](#) [ELJ-RE27NJF2](#) [1812CS-153XJ](#)  
[1812CS-183XJ](#) [1812CS-223XJ](#) [1812LS-104XJ](#) [1812LS-105XJ](#) [1812LS-124XJ](#) [1812LS-154XJ](#) [1812LS-223XJ](#) [1812LS-224XJ](#)