

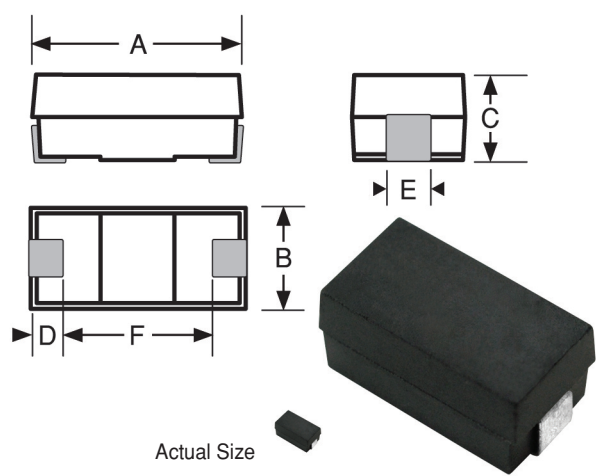
**SERIES**

**P3519R**  
**P3519**



**Surface Mount Power Inductors**

INDUCTANCE (μH) @ 10KHz  
DASH NUMBER\*  
TOLERANCE  
DC RESISTANCE MAXIMUM (OHMS)  
CURRENT RATING MAXIMUM (A)  
INCREMENTAL CURRENT DC (A)



**Physical Parameters**

	Inches	Millimeters
A	0.350 to 0.370	8.89 to 9.40
B	0.180 to 0.200	4.57 to 5.08
C	0.165 to 0.185	4.19 to 4.70
D	0.050 Min.	1.27 Min.
E	0.050 to 0.070	1.27 to 1.78
F	0.200 (Ref. Only)	5.08 (Ref. Only)

Dimensions "A" and "C" are over terminals

**Operating Temperature Range** -55°C to +130°C

**Current Rating at 85° Ambient 45°C Rise**

**Maximum Power Dissipation at 90°C** 0.414 W

**Inductance** Measured at 1VAC with no DC Current

**Incremental Current** The current at which the inductance will be decreased by a maximum of 10% from its initial DC value

**Marking** DELEVAN, INDUCTANCE VALUE followed by a P, and DATE CODE/LOT SYMBOL (YYWWL). Note: An "R" before the date code/lot symbol indicates an RoHS Compliant choke

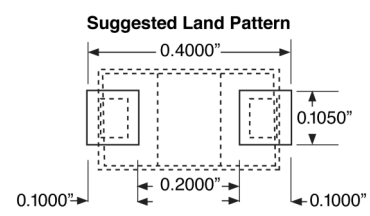
Example: P3519-104J  
DELEVAN  
100uH P  
1323A

**Terminal Material and Final Finish**

Series P3519: (Tin-Lead) Sn63Pb37 over (Copper) Cu  
Series P3519R: (Tin-Silver-Copper) Sn96.5Ag3.0Cu0.5 over (Copper) Cu

**Weight/Mass** 0.490 Grams Maximum

**Packaging** Tape & reel (24mm):  
13" reel, 1500 pieces max.



SERIES P3519 FERRITE CORE					
-101K	0.10	±10%	0.01	5.35	13.66
-121K	0.12	±10%	0.01	5.11	12.47
-151K	0.15	±10%	0.01	4.83	11.15
-181K	0.18	±10%	0.01	4.62	10.18
-221K	0.22	±10%	0.02	4.39	9.21
-271K	0.27	±10%	0.02	3.17	8.31
-331K	0.33	±10%	0.02	3.97	7.52
-391K	0.39	±10%	0.02	3.81	6.92
-471K	0.47	±10%	0.02	3.63	6.30
-561K	0.56	±10%	0.02	3.48	5.77
-681K	0.68	±10%	0.03	3.31	5.24
-821J	0.82	±5%	0.03	3.16	4.77
-102J	1.0	±5%	0.03	3.01	4.32
-122J	1.2	±5%	0.04	2.88	3.94
-152J	1.5	±5%	0.04	2.72	3.53
-182J	1.8	±5%	0.04	2.60	3.22
-222J	2.2	±5%	0.05	2.47	2.91
-272J	2.7	±5%	0.09	1.85	2.63
-332J	3.3	±5%	0.10	1.76	2.38
-392J	3.9	±5%	0.10	1.69	2.19
-472J	4.7	±5%	0.11	1.61	1.99
-562J	5.6	±5%	0.12	1.54	1.83
-682J	6.8	±5%	0.14	1.47	1.66
-822J	8.2	±5%	0.24	1.11	1.50
-103J	10	±5%	0.26	1.06	1.37
-123J	12	±5%	0.29	1.01	1.25
-153J	15	±5%	0.32	0.96	1.12
-183J	18	±5%	0.35	0.91	1.02
-223J	22	±5%	0.39	0.87	0.92
-273J	27	±5%	0.43	0.83	0.83
-333J	33	±5%	0.75	0.63	0.75
-393J	39	±5%	0.81	0.60	0.69
-473J	47	±5%	0.89	0.58	0.63
-563J	56	±5%	0.98	0.55	0.58
-683J	68	±5%	1.07	0.52	0.52
-823J	82	±5%	1.96	0.39	0.48
-104J	100	±5%	2.17	0.37	0.43
-124J	120	±5%	2.38	0.35	0.39
-154J	150	±5%	2.66	0.33	0.35
-184J	180	±5%	4.48	0.26	0.32
-224J	220	±5%	4.95	0.24	0.29
-274J	270	±5%	5.48	0.23	0.26
-334J	330	±5%	6.06	0.22	0.24
-394J	390	±5%	10.3	0.17	0.22
-474J	470	±5%	11.3	0.16	0.20
-564J	560	±5%	12.3	0.16	0.18
-684J	680	±5%	13.6	0.15	0.17
-824J	820	±5%	24.2	0.11	0.15
-105J	1000	±5%	26.7	0.11	0.14
-125J	1200	±5%	29.3	0.10	0.12
-155J	1500	±5%	32.8	0.10	0.11
-185J	1800	±5%	35.9	0.09	0.10
-225J	2200	±5%	39.7	0.09	0.09

Tolerances: J = ±5% K = ±10%  
(±5% Tolerance is Standard for Values Above 0.68uH)  
\*Complete part # must include series # PLUS the dash #

All product specifications and data contained herein are subject to change without notice to improve reliability, function, performance, design or otherwise.

**Made In the U.S.A.**



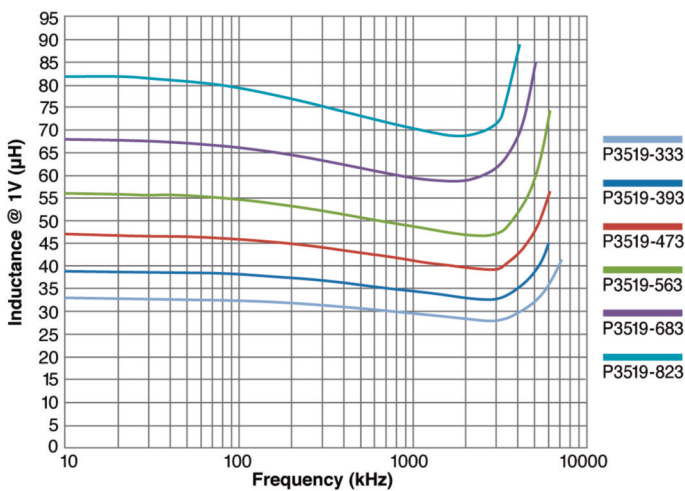
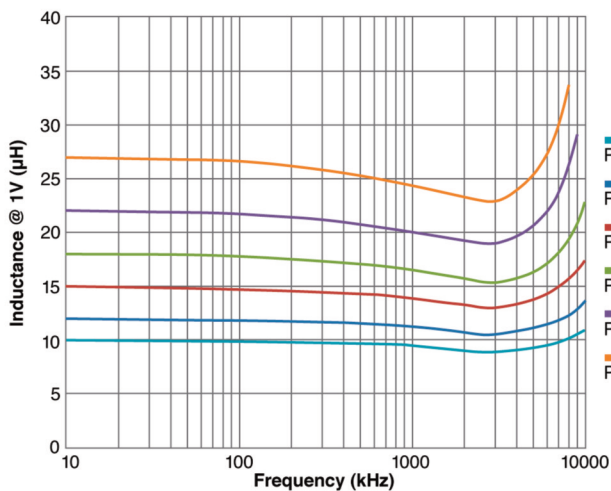
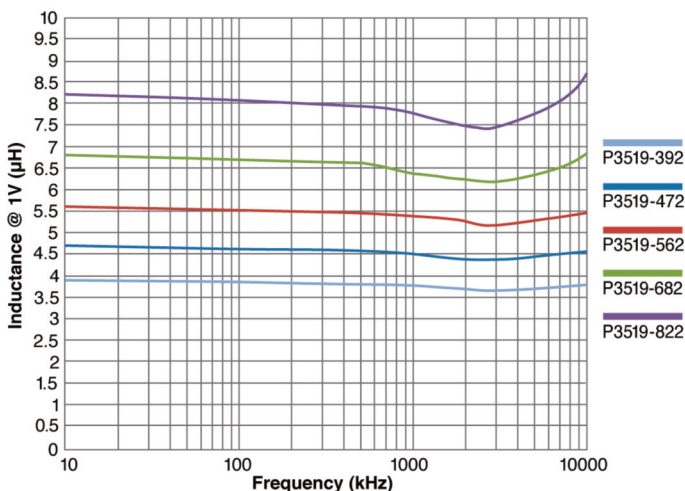
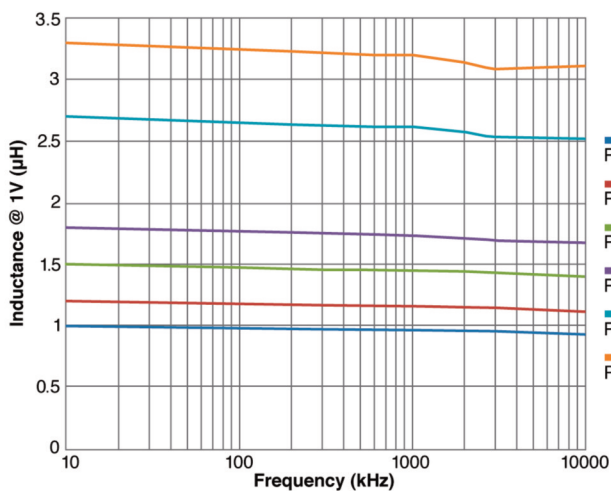
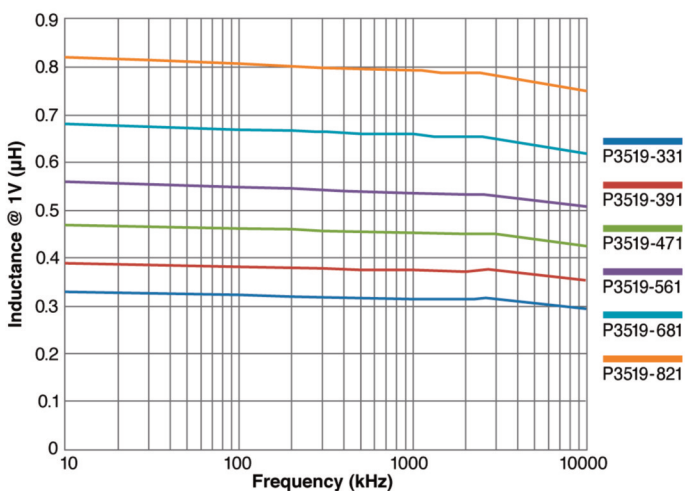
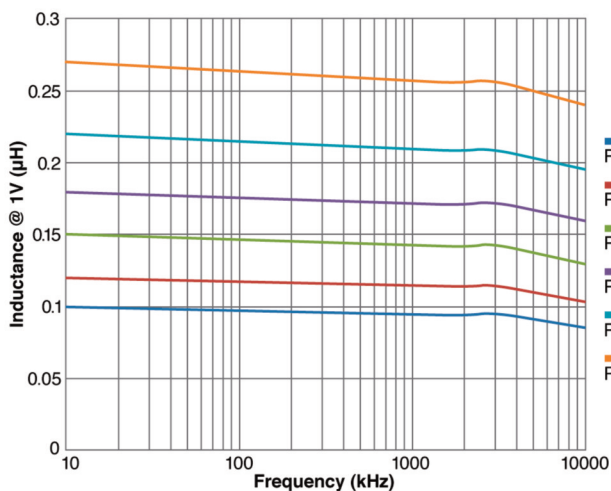
**SERIES**

**P3519R**  
**P3519**

RoHS  
Compliant  
Traditional  
First Quality

Surface Mount Power Inductors

Inductance vs. Frequency



**SERIES**

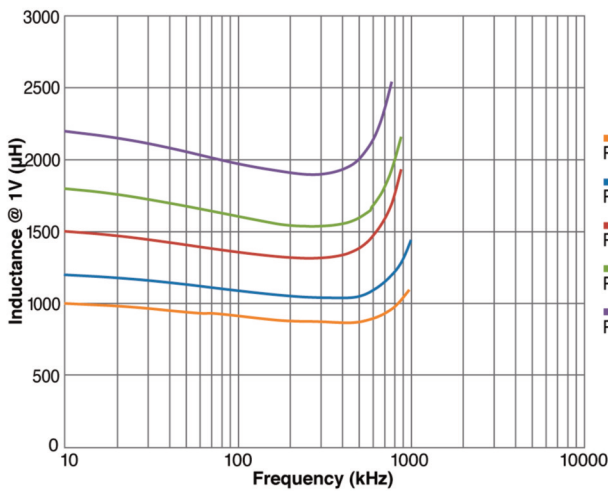
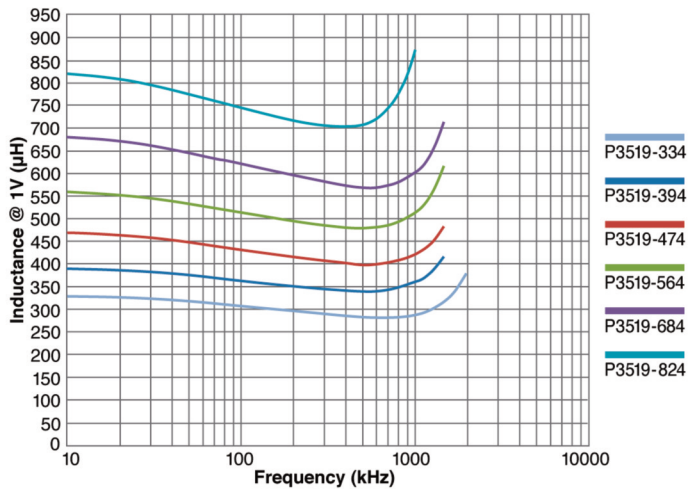
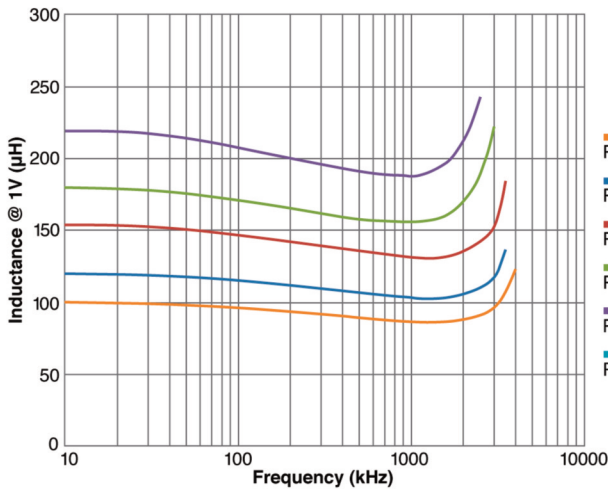
**P3519R**  
**P3519**

RoHS  
Compliant

Traditional  
First Quality

Surface Mount Power Inductors

Inductance vs. Frequency



The above waveforms have been composed from data taken from a Wayne Kerr 3260B Precision Magnetics Analyzer and Hewlett Packard 4191A RF Impedance Analyzer.



## X-ON Electronics

Largest Supplier of Electrical and Electronic Components

*Click to view similar products for [Fixed Inductors](#) category:*

*Click to view products by [API Delevan](#) manufacturer:*

Other Similar products are found below :

[CR43NP-680KC](#) [CR54NP-820KC](#) [CR54NP-8R5MC](#) [CTX32CT-100](#) [70F224AI](#) [MGDQ4-00004-P](#) [MHL1ECTTP18NJ](#) [MHL1JCTTD12NJ](#)  
[PE-51506NL](#) [PE-53601NL](#) [PE-53630NL](#) [PE-53824SNLT](#) [PE-62892NL](#) [PE-92100NL](#) [PG0434.801NLT](#) [PG0936.113NLT](#) [9310-16](#) [PM06-2N7](#) [PM06-39NJ](#) [A01TK](#) [1206CS-471XJ](#) [HC2-2R2TR](#) [HC2LP-R47-R](#) [HC3-2R2-R](#) [HCF1305-3R3-R](#) [1206CS-151XG](#) [RCH664NP-140L](#)  
[RCH664NP-4R7M](#) [RCH8011NP-221L](#) [RCP1317NP-332L](#) [RCP1317NP-391L](#) [RCR1010NP-470M](#) [RCR110DNP-331L](#) [DH2280-4R7M](#)  
[DS1608C-106](#) [ASPI-4020HI-R10M-T](#) [B10TJ](#) [B82477P4333M](#) [B82498B3101J000](#) [B82498B3680J000](#) [ELJ-RE27NJF2](#) [1812CS-153XJ](#)  
[1812CS-183XJ](#) [1812CS-223XJ](#) [1812LS-104XJ](#) [1812LS-105XJ](#) [1812LS-124XJ](#) [1812LS-154XJ](#) [1812LS-223XJ](#) [1812LS-224XJ](#)