SYMBOL DEFINITION		MISSING NUMBERS
A DIMENSION WITHOUT AN INSPECTION REPORT SYMBOL ( ) DOES NOT REQUIRE INSPECTION. IT MAY BE CONTROLLED ON AN INDIVIDUAL COMPONENT DRAWING.	TOTAL NO. OF SYMBOLS ON DRAWING: 11 LAST NO. USED: 11	

DWG STATUS DATE	STS	REV	N/P	CHG	ZONE	REVISION HISTORY	AUTH	DR	APVD 1	APVD 2
15OC99	R	05	-	-	-	ALL PARTS - WERE SEPARATE DWGS AND 02977819 - OBSOLETE	99003	FMC	JWL	JRT
18MR04	R	06	-	-	-	12191850 - OBSOLETE	252859	TLD	TLD	RAL
23NOV04	R	07	-	-	-	02973375 & 02984576 - ADDED NOTE #2 AND COIL WINDING VIEWS	261434	CCV	JAV	GER
07DEC04	R	08	-	-	-	13517635-42 - RELEASED!! 13517635-42, 02962409,02962421,02973375,02977486, 02977821,02984576 & 12015104-05 - REMOVED NOTE #2 AND ADDED TYPE I & TYPE II LABEL ON CARRIER STRIP VIEWS & WINDING TYPE ON CHART	261968	JBD	JAV	GER
28FEB05	R	09	-	-	-	ALL ACTIVE PARTS - REVISED TOL CHART	265169	MDH	FXV	GER
10MY05	R	10	-	-	-	02962409,02962421,02973375,02977486, 02984576,02977821 & 12015104-05 WERE TYPE !!! 13517635-42 WERE TYPE I	267876	EVV	JWL	GER

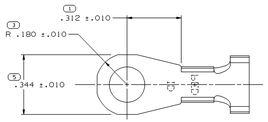

TYPE 102
SAME AS TYPE 101
EXCEPT AS SHOWN

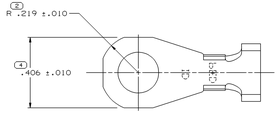

TYPE 103
SAME AS TYPE 101
EXCEPT AS SHOWN

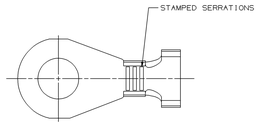

TYPE 104
SAME AS TYPE 101
EXCEPT AS SHOWN

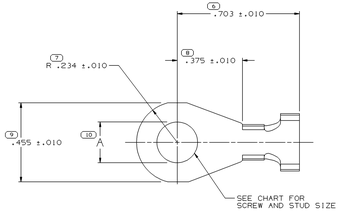

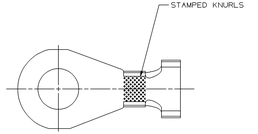

TYPE 105
SAME AS TYPE 101
EXCEPT AS SHOWN

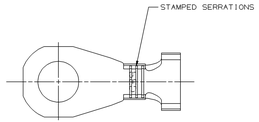

TYPE 106
SAME AS TYPE 103
EXCEPT AS SHOWN

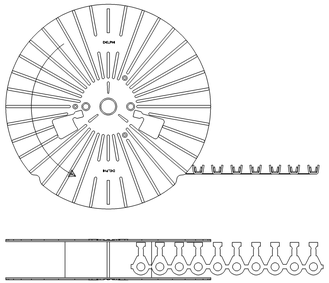

TERMINAL
COIL WINDING
SCALE : NONE
TYPE I

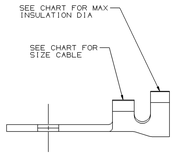

TYPE 101

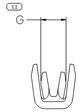

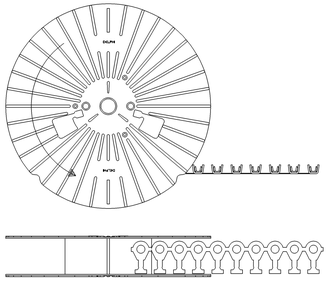

TERMINAL
COIL WINDING
SCALE : NONE
TYPE II

13517642	01	AB	-		.032 X .969	M3614126		-	-	-	-	0.8-0.5	3.13-2.69	-	101	.282	.145	TYPE II		
13517641	01	AB	-	-	.032 X .969	M3614126	-	-	-	-	-	(TWO) 0.8-0.5	2.4-2.03	-	101	.282	.18	TYPE II		
13517640	01	AB	-	-	.032 X .969	M3614126	-	-	-	-	-	0.8-0.5	2.4-2.03	-	101	.282	.145	TYPE II		
13517639	01	AB	-	-	.032 X .969	M3614126	-	-	-	-	-	2-1	3.05-2.48	-	101	.244	.15	TYPE II		
13517638	01	AB	-	-	.032 X .969	M3614126	-	-	-	-	-	0.8-0.5	2.4-2.03	-	101	.244	.145	TYPE II		
13517637	01	AB	-	-	.032 X .969	M3614126	13517636	01	AB	-	M3649126	2-1	3.05-2.48	-	101	.282	.15	TYPE II		
13517635	01	AB		-	.032 X .969	M3614126	-	-	-	-	-	0.8-0.5	2.4-2.03	-	101	.204	.145	TYPE II		
					.0403 X .906		12191850	A1	-	OBSOLETE	M3649154	5-3	4.48-3.49	II	106	.244	.245	-		
					.032 X .969		12103909	A2	-		M3649126	(TWO) 0.8-0.5	2.4-2.03		105	.282	.18	-		
12015766	B3	-			.032 X .969	M3614126						2	3.89 MAX		104	.244	.17	-		
12015108	C3	-			.0403 X .906	M3614154						(TWO) 5-3	-	2II	103	.244	.33	-		
12015107	C3	-			.0403 X 906	M3614154						5-3	4.48-3.49	II	103	.244	.245	-		
12015105	B5	-			.032 X .969	M3614126						2-1	3.05-2.48		101	.244	.15	TYPE I		
12015104	B5	-			.032 X .969	M3614126						0.8-0.5	2.4-2.03		101	.244	.145	TYPE I		
12004371	B	-	OBSOLETE		.0403 X .875	M3614152						8	7.24-6.48	8	102	.204	.26	-		
08917368	C3	-			.0403 X .906	M3614154						5-3	4.48-3.49	II	103	.173	.245	-		
02989983	BJ	-	OBSOLETE		.032 X .969	M3614126						3	3.65-3.49		101	.282	.195	-		
02989957	CM	-	OBSOLETE		.0403 X .906	M3614154						(TWO) 5-3	-	2II	103	.235	.33	-		
02984772	CM	-	OBSOLETE		.0403 X .906	M3614154						5-3	4.48-3.49	II	103	.235	.245	-		
02984007	BJ	-	OBSOLETE		.032 X .969	M3614126						3	3.65-3.49		101	.235	.195	-		
02977821	BK5	-			.032 X .969	M3614126						0.8-0.5	3.13-2.69		101	.282	.145	TYPE I		
02977819	BK3	-	OBSOLETE		.032 X .969	M3614126	02977820	BK	-	OBSOLETE	M3649126	0.8-0.5	3.13-2.69		101	.235	.145	-		
02977620	BK3	-			.0403 X .875	M3614152						2-1	3.97-3.36	15	102	.147	.165	-		
02977619	BK3	-			.0403 X .875	M3614152	12010820	BK3	-		M3649152	2-1	3.97-3.36	15	102	.173	.165	-		
02977618	BK3	-			.0403 X .875	M3614152	02989529	BK	-	OBSOLETE	M3649152	2-1	3.97-3.36	15	102	.204	.165	-		
02977488	BK4	-	OBSOLETE		.032 X .969	M3614126						8	5.54-5.28	8	102	.147	.26	-		
02977487	BK3	-			.0403 X .875	M3614152	02989675	BK3	-		M3649152	5-3	4.48-3.49	II	102	.147	.245	-		
02977486	BJ6	-			.032 X .969	M3614126	02989820	BJ	-	OBSOLETE	M3649126	(TWO) 0.8-0.5	2.4-2.03		101	.282	.18	TYPE I		
02977485	BJ	-	OBSOLETE		.032 X .969	M3614126						(TWO) 0.8-0.5	2.4-2.03		101	.235	.18	-		
02977484	BJ	-	OBSOLETE		.032 X .969	M3614126						2-1	3.05-2.48		101	.235	.15	-		
02973375	BJ6	-			.032 X .969	M3614126	02984576	BJ6	-		M3649126	2-1	3.05-2.48		101	.282	.15	TYPE I		
02973214	BJ4	-			.032 X .969	M3614126						(TWO) 0.8-0.5	2.4-2.03		101	.204	.18	-		
02973110	BJ	-	OBSOLETE		.032 X .969	M3614126						2-1	3.05-2.48		101	.204	.15	-		
02965721	BK6	-			.0403 X .875	M3614152	02977825	BK	-	OBSOLETE	M3649152	8	5.54-5.28	8	102	.204	.26	-		
02965720	BK6	-			.0403 X .875	M3614152						8	5.54-5.28	8	102	.173	.26	-		
02965719	BK7	-			.0403 X .875	M3614152	02977131	BL2	-		M3649152	5-3	4.48-3.49	II	102	.204	.245	-		
02965718	BK2	-			.0403 X .875	M3614152	02984118	BK	-	OBSOLETE	M3649152	5-3	4.48-3.49	II	102	.173	.245	-		
02962422	BK	-	OBSOLETE		.032 X .969	M3614126						0.8-0.5	2.4-2.03		101	.173	.145	-		
02962421	BK6	-			.032 X .969	M3614126						0.8-0.5	2.4-2.03		101	.204	.145	TYPE I		
02962409	BK6	-			.032 X .969	M3614126						0.8-0.5	2.4-2.03		101	.282	.145	TYPE I		
02962153	BK	-	OBSOLETE		.032 X .969	M3614126	02977818	BK	-	OBSOLETE	M3649126	0.8-0.5	2.4-2.03		101	.235	.145	-		
PART NO	REV	N/P	STATUS		MAT'L SIZE	MAT'L SPEC	PART NO	REV	N/P	STATUS	MAT'L SPEC	SIZE (MM²)	DIA (MM)	ID	TYPE	$A_{\pm.003}$	$G_{\pm.015}$	TERMINAL COIL WINDING TYPE		
			UNPLATED							UNPLATED	PLATED									

NOTES

1. UNLESS OTHERWISE SPECIFIED AND/OR INDICATED:

   DIMENSIONS ARE TO FACE OF VIEW SHOWN AND AUTOMATICALLY ROUNDED BY COMPUTER FOR INSPECTION (SEE MATH MODEL FOR PRECISE DIMENSIONS). FOR ALL OTHER DIMENSIONS NOT SHOWN BUT REQUIRED FOR TOOL BUILD, SEE MATH MODEL FOR PRECISE TOOL PATH DATA.

.282	1/4	M6.3
.244	#12	M5
.235	#12	
.204	#10	M5
.173	#8	M4
.147	#6	M3.5
ø A ±.003	STANDARD SCREW/STUD SIZE	METRIC

(S) PROCESS SENSITIVE DIMENSION	REFERENCE
DIMENSIONS ENCLOSED IN ( ) INDICATE REFERENCE DIMENSIONS AND NO TOLERANCE IS ACTIVE FOR THIS PART.	
DIMENSIONAL TOLERANCE (IN)	SURFACE FINISH
.XXX ±.005 .XX ±.010	>300
TOLERANCE UNLESS OTHERWISE SPECIFIED	
ANGULAR	LINEAR
ANGULAR TOLERANCE ±2°	

THIRD ANGLE PROJECTION

DO NOT SCALE

USE MATH DATA

DELPHI

DELPHI PACKARD ELECTRIC SYSTEMS
WARREN, OH

		DATE
DR		
APVD1 M. HOKE		01JL80
APVD2 D.E. THIRY		22SE80
APVD3 R.D. KEARNS		20OC80
APVD4		
APVD5		

DWG TYPE: PART DRAWING

STYLE

VOLUME (CM³)

SYSTEM CODE

UNLESS OTHERWISE SPECIFIED
THIS DOCUMENT IS IN ACCORDANCE WITH ASME Y14.5M-1994 UNLESS OTHERWISE SPECIFIED. ALL DIMENSIONS ARE TO BE TOLERANCED IN ACCORDANCE WITH ASME Y14.5M-1994. FEATURES MAY BE DRAWN SEPARATELY REGARDLESS OF DATUM REFERENCES.

ALL DIMENSIONS ARE IN INCHES

SUBSTANCES OF CONCERN: PBC RECYCLED CONTENT PER DELPHI (DP4900)

MATERIAL
SEE DRAWING

DRAWING NAME
TAXI TERM RING STR

DRAWING NUMBER
02962869

SIZE	SCALE	FRAME NO	SHEET NO	STS	REV	N/P
A1x3	5:1	1 OF 2	1 OF 6	R	10	-

02962869

SIZE	SCALE	FRAME NO	SHEET NO	STS	REV	N/P
A1x3	5:1	1 OF 2	1 OF 6	R	10	-

02962869

X-ON Electronics

Largest Supplier of Electrical and Electronic Components

Click to view similar products for Automotive Connectors ***category:***

Click to view products by APTIV ***manufacturer:***

Other Similar products are found below :

003-018-000 60403001 60993906-B 629515004020001 M902-2131 M902-2161 72.330.1035.1 73.353.4028.0 F119300-B F166900 F258300-B F358300-B F407400 F444110 F487000 F509500B-B 827153-1 8N1515-32-24P 9-1326729-8 925474-1 928905-1 964562-4 968782-1 GT17SA-8DS-HU 98891-1012 98947-1016 12004475-L 12010290 12010309-B 12015454 12020219-B 12020308 12041318-B 12052225-L 12052466 12059125 12064869 12004327-B 12010503-B 12015308 12015384 12015909 1-21030-1 12041254 12041318 12047946-B 12047957 12047957-L 12059473 12066261