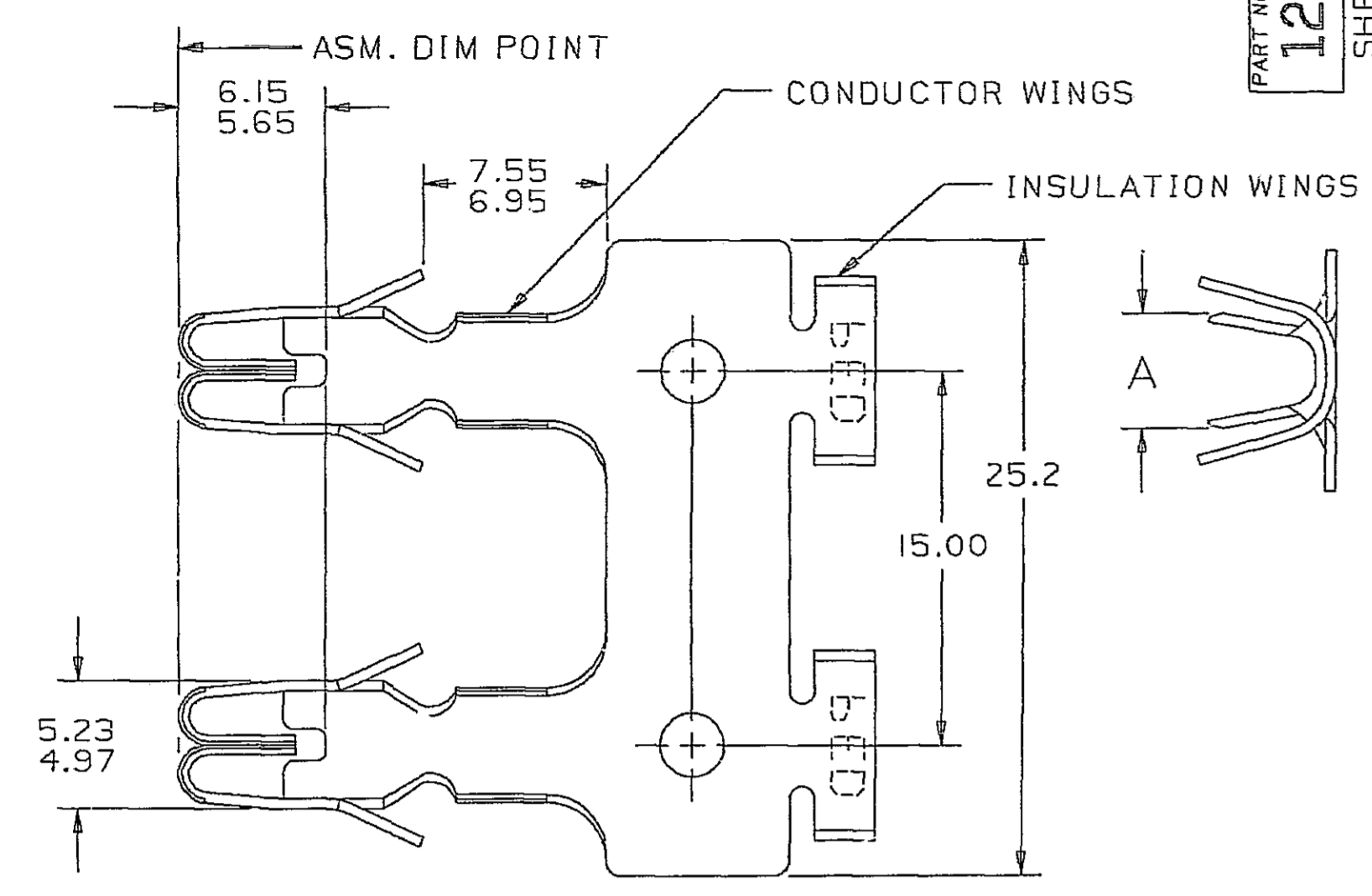


THIS DRAWING AND DESIGN HEREON CONSTITUTE A PROPRIETARY DESIGN OF PACKARD ELECTRIC DIVISION AND IS NOT TO BE DUPLICATED OR REPRODUCED WITHOUT AUTHORITY OF PACKARD ELECTRIC DIVISION.

DO NOT SCALE

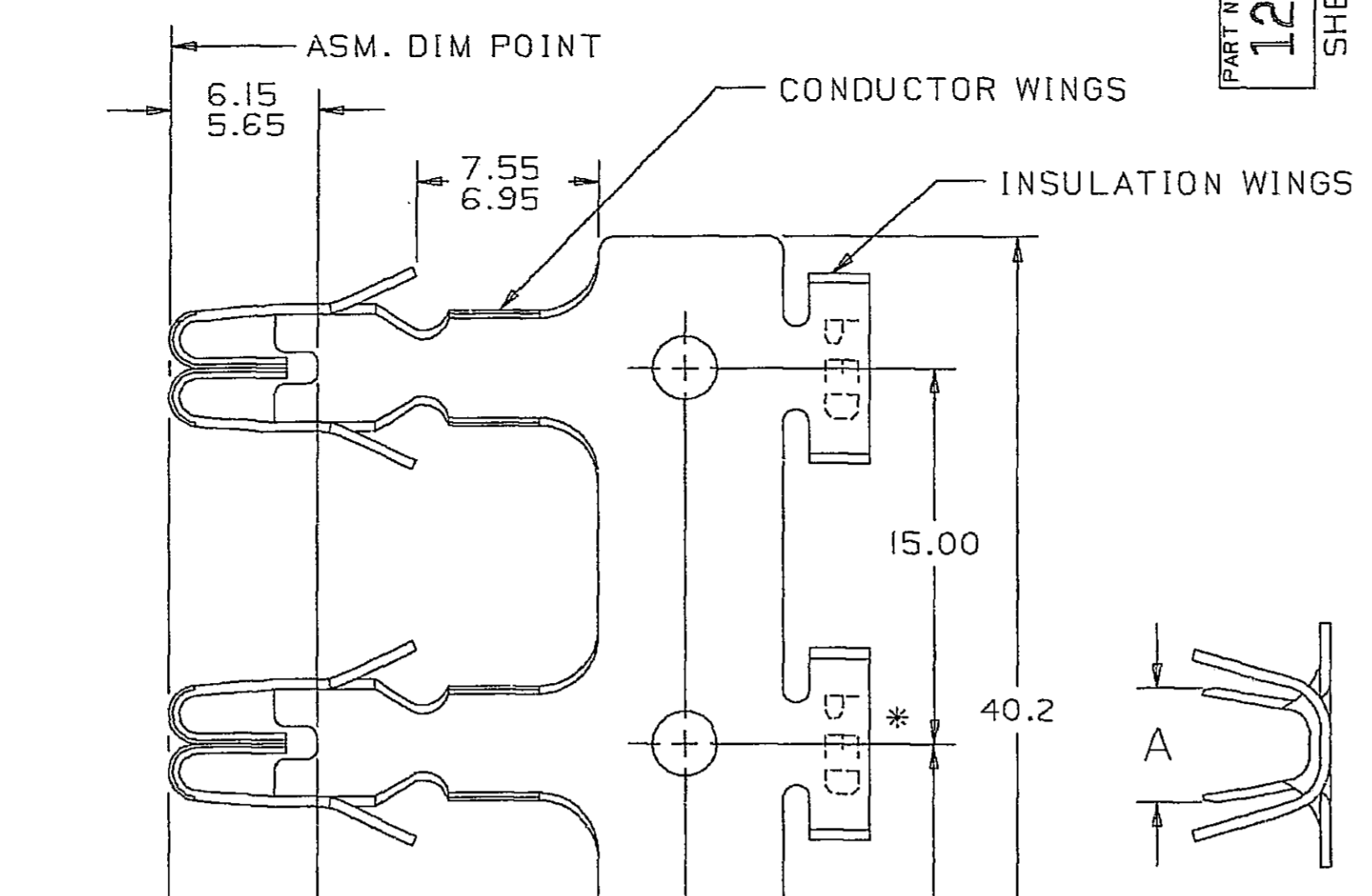
PART NO. 1200 4552 SHEET 2

PART NO. 1200 4552 SHEET 2



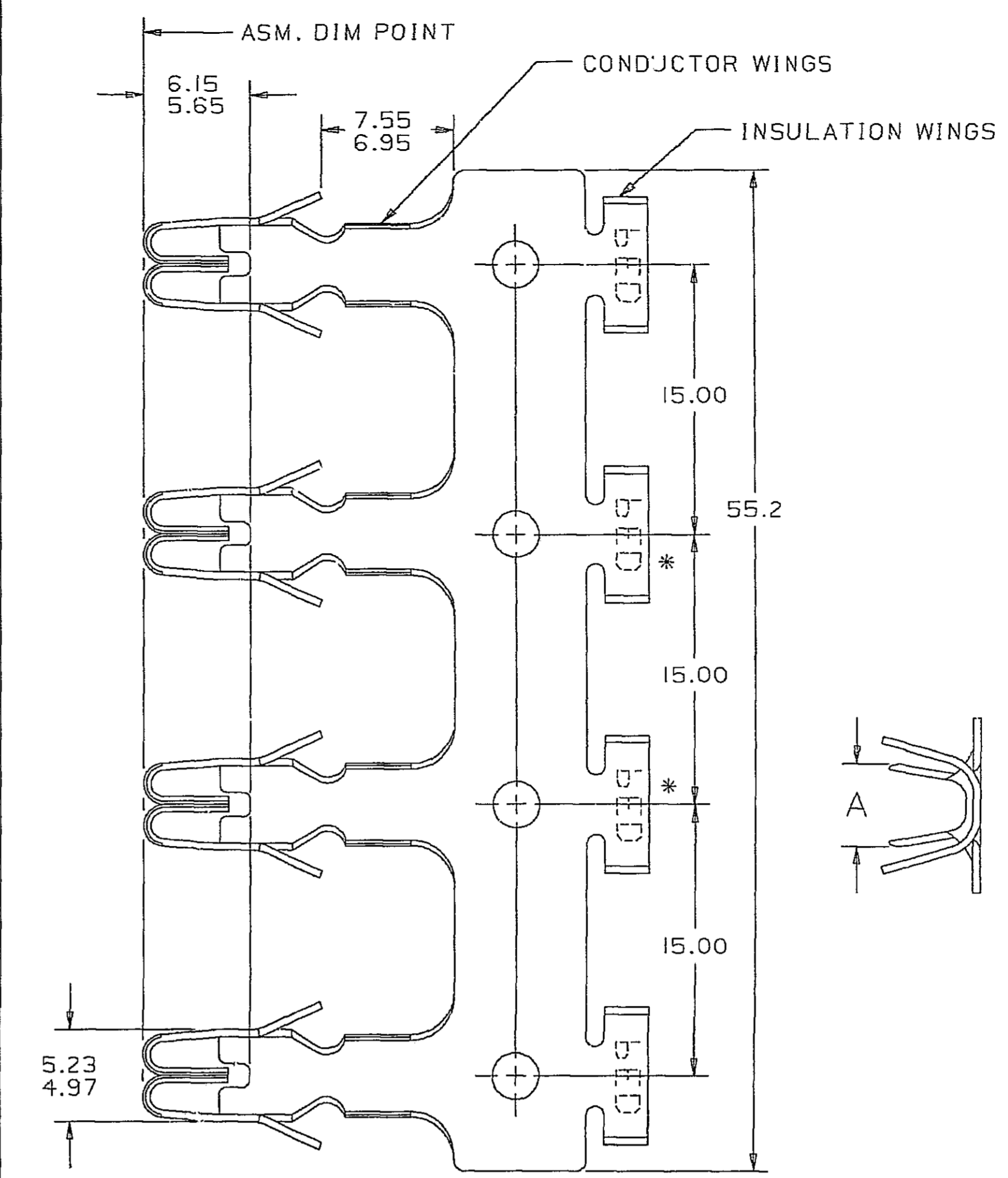
TYPE 4

STRIP 7.0±1.4 DEDUCT 10.3



TYPE 5

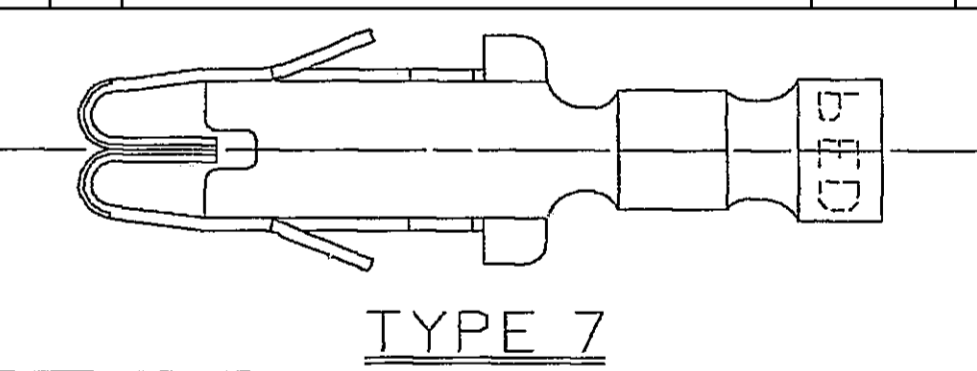
STRIP 7.0±1.4 DEDUCT 10.3



TYPE 6

STRIP 7.0±1.4 DEDUCT 10.3

DATE	SYM	REVISION RECORD	AUTH	DR	CK
23JL84		ALL PARTS-REVISED & REDRAWN			
		-NO REV. UPDATE REQD.	91638		RLS
23JL84		12048282 THRU 12048288 & 12048292 ADDED & RELEASED TO REV "A"	84005		RLS
14NO84		ADDED 12052210 & 12052211 & RELEASED TO REV. "A" & REPLOTED	84005		RLP FH
20JN85		12048288 & 12048292 MADE OBSOLETE & REPLOTED-REV. LEVEL REMAINS THE SAME	85003		DKS TM
20JN85		12052823-OUTLINE DWG. ISSUED TO REV. "A"			DKS TM
02JL86		12065560 - RELEASED TO REV. "A".	860005		JP, DKS
02JL86		12004573, 12041233, & 12065560 - REVISED; NO REV. UPDATE REQD.	107390		JP, DKS
02OC86		12066233 - RELEASED TO REV. "A"	860005		JK, JC
25NO86		12004565, 12004570, & 12004572 - BASIC TERMINAL WAS 12004560 - NO REV. UPDATE REQD	110104		DJ, DKS
10DE86		12004565 - REV. LEVEL "E" WAS "F"; 12004570 & 12004572 REV. LEVEL "F" WAS "G" UNDER C/N 110104: 12004565, 12004570 & 12004572-BASIC TERMINAL WAS 12066447-NO REV. UPDATE REQD	110800		DJ, DKS
28JA86		REVISED "*" NOTE	111157		CDH, FH
23SE88		12078139, 12078140, 12078141, 12078142, 12078143, 12078144, 12078146, 12078147, 12078148, 12078150, 12078151, 12078152, 12078153, 12078154, 12078155, 12078158, 12078159 & 12078160 - ADDED & RELEASED TO REV. "A"	880005		TJB, WLL
25MR97		12078159 - OBSOLETE	960003		TH, TM
04FE04		12078153, 54, 55 - OBSOLETE	251516		BYP, BYP
24AU04		CORRECTED PREVIOUS DRAFTING ERRORS ON CN 251516	258153		BYP, BYP
09SE05		12078139-44, 12078146-48, 12078150-52, 12078158 & 12078160 - OBSOLETE	272096		CCV, FRG
08NO05		12010605 - WAS MADE OBSOLETE ON CNN 980003	274449		GPS, JAA
22AU08		12004564-67, 12004569, 12004570, 12004572, 12004573, 12004575, 12004823, 12004982, 12041233, 12052210-11, 12052823, 12065560, 12066233 - OBSOLETE	405838		JT2, FKV
01SE08		12004573 & 12041233 - REINSTATED	405895		EAL, FKV



TYPE 7

**NOTE** - CONTACT PACKARD ELECTRIC SALES DEPARTMENT CONCERNING CURRENT PRODUCT AVAILABILITY.

UNUSED CONDUCTOR WINGS (CRIMPED OR UNCRIMPED) MUST NOT EXCEED 4.20 HEIGHT & 5.50 WIDTH.

UNUSED INSULATION WINGS (CRIMPED OR UNCRIMPED) MUST NOT EXCEED 4.60 HEIGHT AND 5.90 WIDTH.

CABLE I.D. NUMBER (AS SPECIFIED IN CHART) IS LOCATED ON UNDERSIDE OF EACH TERMINAL.

MULTIPLE TERMINALS ARE MADE FROM BASIC TERMINALS SPECIFIED IN CHART BY TRIMMING AS SHOWN.

\* POSITION OF CABLE IS OPTIONAL BETWEEN LOCATIONS INDICATED.

\*\* INDICATES TERMINALS ARE MADE LOOSE AS DUMMY TERMINALS NOT TO BE CRIMPED ON CABLE. CONDUCTOR WINGS AND INSULATION WINGS MAY OR MAY NOT BE CRIMPED.

■ INDICATES SERRATIONS IN CONDUCTOR WINGS.

• INDICATES MATERIAL IS SILVER PLATED OVER NICKLE PLATE.

PART NO.	REV	STATUS	BASIC TERM	PART NO.	REV	STATUS	BASIC TERM	TYPE	SIZE (MM <sup>2</sup> )	MAX DIA	ID NO.	A
UNPLATED				PLATED					CABLE			±0.4
12078148	A1	OBSOLETE	(4) 12078031					6 ■			11	
12078147	A1	OBSOLETE	(3) 12078031					5 ■			11	
12078146	A1	OBSOLETE	(2) 12078031					4 ■			11	
12078144	A1	OBSOLETE	(4) 12078031					6 ■	5.0-3.0	5.10	11	4.6
12078143	A1	OBSOLETE	(3) 12078031					5 ■	5.0-3.0	5.10	11	4.6
12078142	A1	OBSOLETE	(2) 12078031					4 ■	5.0-3.0	5.10	11	4.6
			12078141 •	A1	OBSOLETE	(4) 12078136		6 ■	5.0-3.0	5.10	11	4.6
			12078140 •	A1	OBSOLETE	(3) 12078136		5 ■	5.0-3.0	5.10	11	4.6
			12078139 •	A1	OBSOLETE	(2) 12078136		4 ■	5.0-3.0	5.10	11	4.6
12066233	A1	OBSOLETE	(3) 12020337					5 ■			11	
12065560	A1	OBSOLETE	(1) 12020334					** 7 ■			19	
12052823	A1	OBSOLETE	(4) 12052443					6 ■	3.0	3.10	12	4.6
12052211	A1	OBSOLETE	(3) 12052443					5 ■	3.0	3.10	12	4.6
12052210	A1	OBSOLETE	(2) 12052443					4 ■	3.0	3.10	12	4.6
			12048292 •	A	OBS	(2) 12048293		4 ■	0.8-0.5	3.10	19	3.8
			12048288 •	A	OBS	(2) 12048289		4 ■	TWO 2.0-1.0	3.10	215	6.0
			12048287 •	A		(4) 12048291		6 ■	2.0-1.0	3.95	15	4.4
			12048286 •	A		(3) 12048291		5 ■	2.0-1.0	3.95	15	4.4
			12048285 •	A		(4) 12048290		6 ■	5.0-3.0	5.10	11	4.6
			12048284 •	A		(3) 12048290		5 ■	5.0-3.0	5.10	11	4.6
			12048283 •	A		(2) 12048291		4 ■	2.0-1.0	3.95	15	4.4
			12048282 •	A		(2) 12048290		4 ■	5.0-3.0	5.10	11	4.6
								** 6 ■			11	
			12010605	D1	OBSOLETE	(4) 12004562		6 ■	TWO 2.0-1.0	3.10	215	6.0
			12004982	D1	OBSOLETE	(3) 12004561		5 ■	TWO 0.8-0.5	2.55	219	4.7
			12004823	D1	OBSOLETE	(4) 12004561		6 ■	TWO 0.8-0.5	2.55	219	4.7
			12004575	E1	OBSOLETE	(2) 12004562		4 ■	TWO 2.0-1.0	3.10	215	6.0
			12004573	F2		(2) 12020337		** 4 ■			11	
			12004572	G1	OBSOLETE	(4) 12004560		5 ■	0.8-0.5	3.10	19	3.8
			12004571	G		(4) 12020338		6 ■	2.0-1.0	3.95	15	4.4
			12004570	F1	OBSOLETE	(3) 12004560		5 ■	0.8-0.5	3.10	19	3.8
			12004569	G1	OBSOLETE	(3) 12020338		5 ■	2.0-1.0	3.95	15	4.4
			12004568	G		(4) 12020337		6 ■	5.0-3.0	5.10	11	4.6
			12004567	G1	OBSOLETE	(3) 12020337		5 ■	5.0-3.0	5.10	11	4.6
			12004566	E1	OBSOLETE	(2) 12004561		4 ■	TWO 0.8-0.5	2.55	219	4.7
			12004565	E1	OBSOLETE	(2) 12004560		4 ■	0.8-0.5	3.10	19	3.8
			12004564	F1	OBSOLETE	(2) 12020338		4 ■	2.0-1.0	3.95	15	4.4
			12004563	F		(2) 12020337		4 ■	5.0-3.0	5.10	11	4.6

12078160	A1	OBSOLETE	(4) 12078033					6 ■	3.0	3.10	12	4.6
12078159	A	OBSOLETE	(3) 12078033					5 ■	3.0	3.10	12	4.6
12078158	A1	OBSOLETE	(2) 12078033					4 ■	3.0	3.10	12	4.6
12078155	A3	OBSOLETE	(4) 12078032					6 ■	2.0-1.0	3.95	15	4.4
12078154	A3	OBSOLETE	(3) 12078032					5 ■	2.0-1.0	3.95	15	4.4
12078153	A3	OBSOLETE	(2) 12078032					4 ■	2.0-1.0	3.95	15	4.4
			12078152 •	A1	OBSOLETE	(4) 12078138		6 ■	2.0-1.0	3.95	15	4.4
			12078151 •	A1	OBSOLETE	(3) 12078138		5 ■	2.0-1.0	3.95	15	4.4
			12078150 •	A1	OBSOLETE	(2) 12078138		4 ■	2.0-1.0	3.95	15	4.4

CAD CAM (SHH)

**METRIC** THIRD ANGLE PROJECTION

DIMENSIONS ARE IN MILLIMETERS UNLESS OTHERWISE SPECIFIED

ANGULAR: 2°

DECIMAL: 1/16 PLACE ±0.15

ANGULAR: 1/16 PLACE ±0.15

QC CODE NO. 6900,6901

DWG. DATE 07JN78 SCALE NONE DR. R. SEBRELL DATE 03AU84

CD.X.TERM. 12004552.00.02 CK. R. SEBRELL DATE 03AU84

REFERENCE NO. SHT. #3 & #5 APPR. R.D. KEARNS DATE 04OC84

12004552 "D" SIZE APPR. R.D. KEARNS DATE 04OC84

MATERIAL SPEC. SEE CHART

NAME TERM F PAC/ON III

PART NO. 1200 4552 SIZE D

OUTLINE DRAWING SHEET 2 PACKARD ELECTRIC

## X-ON Electronics

Largest Supplier of Electrical and Electronic Components

*Click to view similar products for [Automotive Connectors](#) category:*

*Click to view products by [APTIV](#) manufacturer:*

Other Similar products are found below :

[003-018-000](#) [60403001](#) [60993906-B](#) [M902-2131](#) [M902-2161](#) [72.330.1035.1](#) [73.353.4028.0](#) [F119300-B](#) [F166900](#) [F258300-B](#) [F358300-B](#)  
[F407400](#) [F444110](#) [F487000](#) [F509500B-B](#) [827153-1](#) [8N1515-32-24P](#) [9-1326729-8](#) [925474-1](#) [928905-1](#) [964562-4](#) [968782-1](#) [GT17SA-8DS-](#)  
[HU](#) [98891-1012](#) [98947-1016](#) [12004475-L](#) [12010290](#) [12010309-B](#) [12015454](#) [12020219-B](#) [12020308](#) [12041318-B](#) [12052225-L](#) [12052466](#)  
[12059125](#) [12064869](#) [12004327-B](#) [12010503-B](#) [12015308](#) [12015384](#) [12015909](#) [1-21030-1](#) [12041254](#) [12041318](#) [12047946-B](#) [12047957](#)  
[12047957-L](#) [12059473](#) [12066261](#) [12110546](#)