DO NOT SCALE

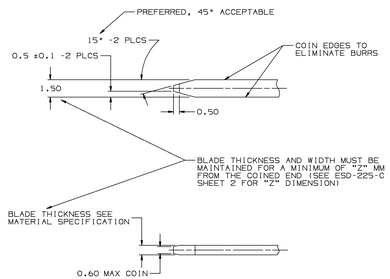

MATERIAL SPECIFICATIONS

RECOMENDED
BASE METAL - CDA-210, GILDING, EXTRA SPRING TEMPER
PLATING - 0.00050±0.0025 MM THICK TIN

MINIMUMS
ELECTRICAL CONDUCTIVITY - ≥ 20% IACS @ 20°C. USE OF A MATERIAL WITH CONDUCTIVITY < 20% IACS MUST BE APPROVED BY PACKARD ELECTRIC MATERIALS ENGINEERING.

TENSILE STRENGTH - 407 MPa

PLANTING - FOR LOW ENERGY (≤ 5V) AND NON-PASSENGER COMPARMENT POWER CIRCUITS, 0.0050±0.0025 MM. THICK TIN. FOR MATERIALS CONTAINING 10% OR MORE ZINC, AN UNDERPLATE OF COOPER 0.0050±0.0025 MM THICK IS REQUIRED.

BLADE THICKNESS
UNPLATED = 0.813 ± 0.025
TIN PLATED = 0.823 ± 0.030

MATING BLADE INFORMATION

SCALE 8:1

PART NO 1217 7018

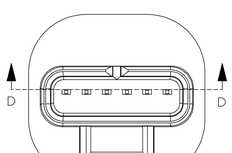

TYPE 102
SAME AS TYPE 101
EXCEPT AS SHOWN

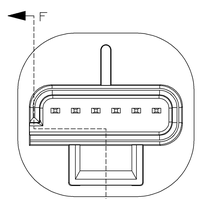

TYPE 104
SAME AS TYPE 101
EXCEPT AS SHOWN

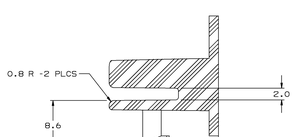

SECTION F-F

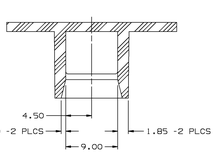

SECTION C-C

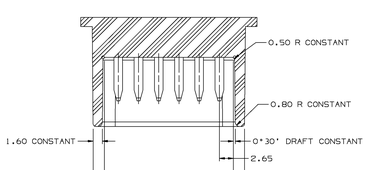

SECTION B-B

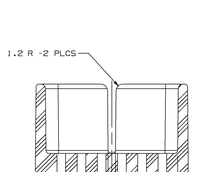

SECTION D-D

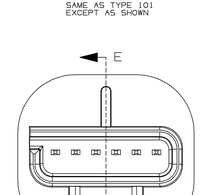

TYPE 103
SAME AS TYPE 101
EXCEPT AS SHOWN

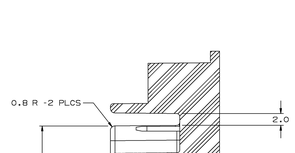

SECTION E-E

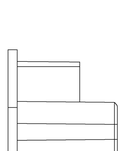

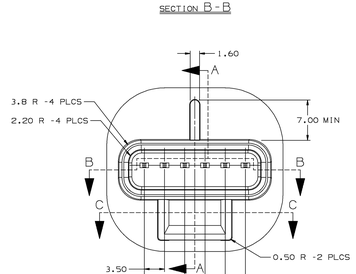

TYPE 101

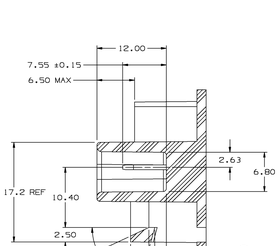

SECTION A-A

PART NO 1217 7018

DATE	S/W	REVISION RECORD	AUTH	DR	CK
24JN97	—	ALL PARTS -WERE SEPARATE			
		DWGS & REVISED MAT'L			
		SPEC -NO REV UPDATE			
		REQ'D	179620	KHJ	JB
01DEC99	—	TYPE 103 WAS TYPE 104 &			
		TYPE 104 WAS 103 IN			
		PANEL MOUNTING LAYOUT	198006	MNTN	

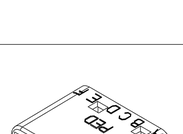

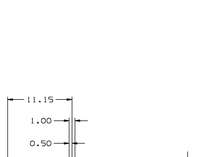

TYPE 102
SAME AS TYPE 101
EXCEPT AS SHOWN

TYPE 103
SAME AS TYPE 101
EXCEPT AS SHOWN

TYPE 104
SAME AS TYPE 101
EXCEPT AS SHOWN

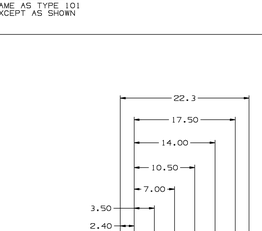

TYPE 101

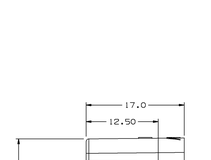

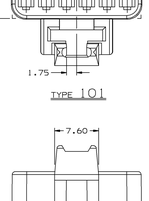

PANEL MOUNTING LAYOUT

NOTES:

1. UNLESS OTHERWISE SPECIFIED AND/OR INDICATED:
   DIMENSIONS ARE TO FACE OF VIEW SHOWN AND AUTOMATICALLY ROUNDED BY COMPUTER FOR INSPECTION. (SEE MATH MODEL FOR PRECISE DIMENSION)
   ALL RADII 0.50
   DRAFT 15 0°30' ON ALL OUTSIDE SURFACES

2. "◯" DENOTES DIMENSIONS AND CHARACTERISTICS THAT ARE IMPORTANT TO THE FUNCTION AND/OR PROCESSING OF THE PART THAT HAVE SPECIAL ACCEPTANCE CRITERIA FOR PRODUCTION APPROVAL. THIS DRAWING HAS 1 SNOWCONES.

3. TERMINALS MUST WITHSTAND A MINIMUM PUSHOUT FORCE OF 89N (20 LBS)

4. RECOMMENDED BODY MATERIAL: POLYESTER OR EQUIVALENT THERMOPLASTIC

PART NO 1217 7018

NOTES:

1. UNLESS OTHERWISE SPECIFIED AND/OR INDICATED:
   DIMENSIONS ARE TO FACE OF VIEW SHOWN AND AUTOMATICALLY ROUNDED BY COMPUTER FOR INSPECTION. (SEE MATH MODEL FOR PRECISE DIMENSION)

2. MATING COMPONENTS:
   POWER DOOR LOCK SWITCH 20667272 OR EQUIVALENT
   TERMINAL 12047883 OR EQUIVALENT
   MAX. INSULATION CRIMP MUST BE LESS THAN 2.60 HIGH AND 2.70 WIDE
   SECONDARY TERMINAL LOCK 12064861 OR EQUIVALENT
   CONNECTOR POSITION ASSURANCE LOCK 12052834 OR EQUIVALENT

3. DIMENSIONS MARKED "REF" ARE FOR REFERENCE ONLY AND NO TOLERANCE LIMITS ARE ESTABLISHED.

PART NO	REV	STATUS	TYPE	MATERIAL SPEC & COLOR	VOLUME
12177012	A		104	R0100109 PBT-GRA	2.035
12177011	A		103	R0100185 PBT-NAT	2.035
12186213	A		102	R0100151 PBT RPT-BLK	1.963
12064860	C		101	R0100151 PBT RPT-BLK	1.935

DRAWING TYPE	PID
OTHER DRAWINGS AVAILABLE	DETAIL
THIRD ANGLE PROJECTION	METRIC DIMENSIONS ARE IN MILLIMETERS UNLESS OTHERWISE SPECIFIED
TOLERANCE UNLESS OTHERWISE SPECIFIED DECIMAL	ANGULAR ± 2° ONE PLACE ±0.3 TWO PLACE ±0.15
CODE NO 6900	DC
DES	
DWG DATE	06MAR85
DRN.	SAMA 24JN97
SCALE	4:1
CKJ.	BANZO 160097
REFERENCE NO	
APPR	
VOL. OM'	SEE CHART
MATERIAL SPEC	SEE CHART
NAME	TAXI CONN 6F M/P 150
PART NUMBER	1217 7018
SIZE	R6

DELPHI PACKARD ELECTRIC SYSTEMS

X-ON Electronics

Largest Supplier of Electrical and Electronic Components

Click to view similar products for Automotive Connectors ***category:***

Click to view products by APTIV ***manufacturer:***

Other Similar products are found below :

003-018-000 60403001 60993906-B 629515004020001 M902-2131 M902-2161 72.330.1035.1 73.353.4028.0 F119300-B F166900 F258300-B F358300-B F407400 F444110 F487000 F509500B-B 827153-1 8N1515-32-24P 9-1326729-8 925474-1 928905-1 964562-4 968782-1 GT17SA-8DS-HU 98891-1012 98947-1016 12004475-L 12010290 12010309-B 12015454 12020219-B 12020308 12041318-B 12052225-L 12052466 12059125 12064869 12004327-B 12010503-B 12015308 12015384 12015909 1-21030-1 12041254 12041318 12047946-B 12047957 12047957-L 12059473 12066261