SYMBOL DEFINITION		
A DIMENSION WITHOUT AN INSPECTION REPORT SYMBOL (▭) DOES NOT REQUIRE INSPECTION. IT MAY BE CONTROLLED ON THE INDIVIDUAL COMPONENT DRAWING.	TOTAL NO OF INSPECTIONS REQUIRED	45
	LAST NO. USED	20

MISSING SYMBOLS

NO MISSING SYMBOL NUMBER

DWG STATUS					ZONE	REVISION HISTORY	AUTH	DR	APVD	APVD
DATE	SYS	REV	N/P	CHG					1	2
18DE01	R	07	-	-		CREATED PD & MAT'L SPEC WAS R0064366	216574	JYD	EDR	RC
26AU04	R	07	AA	-		DIM 20 WAS 61.2	258079	MB	MB	TM

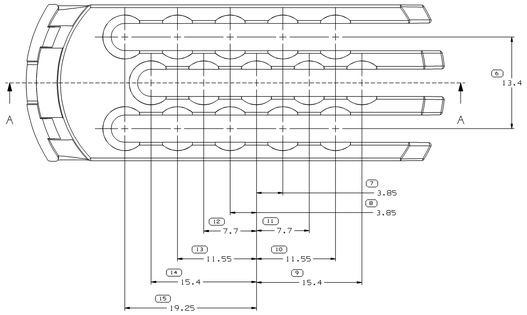

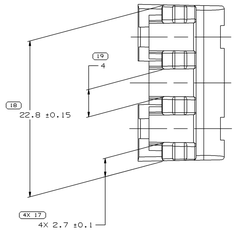

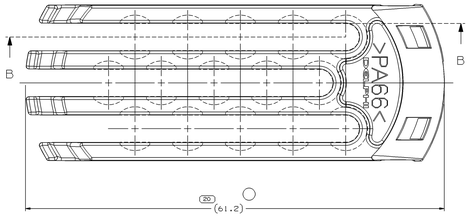

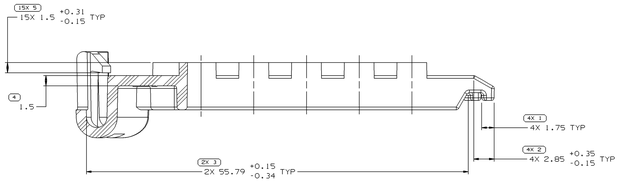

SECTION A - A

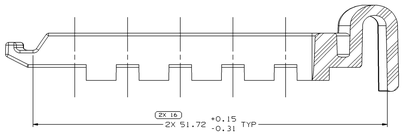

SECTION B - B

NOTES

1. UNLESS OTHERWISE SPECIFIED AND/OR INDICATED:
   DIMENSIONS ARE TO FACE OF VIEW SHOWN AND AUTOMATICALLY ROUNDED BY COMPUTER FOR INSPECTION (SEE MATH MODEL FOR PRECISE DIMENSIONS). FOR ALL OTHER DIMENSIONS NOT SHOWN BUT REQUIRED FOR TOOL BUILD, SEE MATH MODEL FOR PRECISE TOOL PATH DATA.
2. MATERIAL RECYCLING CODE >PA66< PER SAE J1344. (1.5)X(0.1) RAISED CHARACTERS AS SHOWN TO BE LOCATED ON ANY EXTERIOR SURFACE. OPTIONAL CONSTRUCTION TO BE NO MATERIAL RECYCLING CODE.
3. THIS PART IS NOT CONTROLLED FOR AUTOMATIC FEEDING.
4. MATING COMPONENTS OR EQUIVALENT:
   CONNECTOR 12110780
   CONNECTOR 12110781
5. (1.5)X(0.1) RAISED DELPHI CORPORATE BRAND TO BE LOCATED ON ANY EXTERIOR SURFACE, PREFERABLY VISIBLE AT FINAL ASSEMBLY. OPTIONAL CONSTRUCTION TO BE "PED" OR NO LOGO.

18	PROCESS SENSITIVE DIMENSION
	DIMENSION ENCLOSED IN A PARENTHESIS REFERENCE DIMENSIONS AND NO TOLERANCE LIMITS ARE ESTABLISHED

DIMENSIONAL RANGE (MM)								
FOR	>0	>6	>30	>70	>100	>200	>300	>400
FOR	0	6	30	70	100	200	300	400
TOLERANCE UNLESS OTHERWISE SPECIFIED								
±0.15	±0.2	±0.25	±0.3	±0.35	±0.4	±0.45	±0.5	±1.0
ANGULAR TOLERANCE ±2°								

REFERENCE

THIRD ANGLE PROJECTION

DO NOT SCALE

USE MATH DATA

PART TYPE	PART DRAWING
STYLE	
VOLUME (CM³) 3.621	SYSTEM CODE

UNLESS OTHERWISE SPECIFIED

THIS DOCUMENT IS IN ACCORDANCE WITH ASME Y14.5M-1994 UNLESS OTHERWISE SPECIFIED. DIMENSIONS ARE TO TOLERANCE ACCORDING TO ISO. ALL GEOMETRIC TOLERANCES AND RELATED SYSTEMS APPLY WITH - RULE #1(PERFECT FORM AT MAXIMUM MATERIAL CONDITION) UNLESS OTHERWISE SPECIFIED. TO DEFINE ZONES OF ORIENTATION OR LOCATION TOLERANCES, DATUMS MUST BE ESTABLISHED. DATUMS MAY BE SHARED SEPARATELY, BUT NOT COMBINED WITHOUT ORDER.
ALL DIMENSIONS ARE IN MILLIMETERS

APVD1	J. TEE
APVD2	E. GARCIA
APVD3	D. CORZAS
APVD4	
APVD5	

SUBSTANCES OF CONCERN AND RECYCLED CONTENT PER DELPHI-K 1094900

MATERIAL

M3592025 - PA66 IM HS GRA MD

DRAWING NAME

LOCK TPA M/P 280 GRA MD

DRAWING NUMBER

12110782

SIZE	SCALE	FRAME NO	SHEET NO	STG	REV	N/P
A1x3	5:1	1 OF 2	1 OF 1	R	07	AA

DELPHI

DELPHI PACKARD ELECTRIC SYSTEMS
WARREN, OH

DRAWING NUMBER

12110782

SIZE	SCALE	FRAME NO	SHEET NO	STG	REV	N/P
A1x3	5:1	1 OF 2	1 OF 1	R	07	AA

12110782

X-ON Electronics

Largest Supplier of Electrical and Electronic Components

Click to view similar products for Automotive Connectors ***category:***

Click to view products by APTIV ***manufacturer:***

Other Similar products are found below :

003-018-000 60403001 60993906-B 629515004020001 M902-2131 M902-2161 72.330.1035.1 73.353.4028.0 F119300-B F166900 F258300-B F358300-B F407400 F444110 F487000 F509500B-B 827153-1 8N1515-32-24P 9-1326729-8 925474-1 928905-1 964562-4 968782-1 GT17SA-8DS-HU 98891-1012 98947-1016 12004475-L 12010290 12010309-B 12015454 12020219-B 12020308 12041318-B 12052225-L 12052466 12059125 12064869 12004327-B 12010503-B 12015308 12015384 12015909 1-21030-1 12041254 12041318 12047946-B 12047957 12047957-L 12059473 12066261