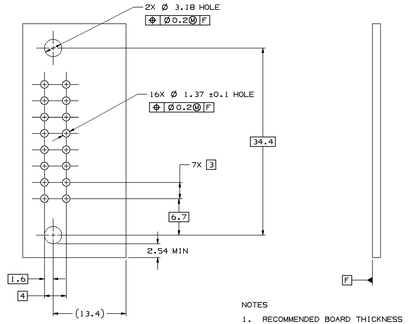

NOTES

1. RECOMMENDED BOARD THICKNESS IS 1.5 MM.
2. SOLDER - THRU HOLE RECOMMENDED.

MATING CIRCUIT BOARD (CONNECTOR MATING SIDE)

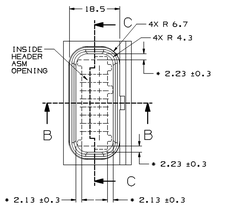

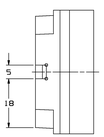

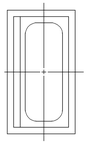

SEALING SURFACE MUST BE SMOOTH AND FREE OF IMPERFECTIONS FOR DISTANCE SHOWN SURFACE FINISH 16 MICRO INCHES RMS

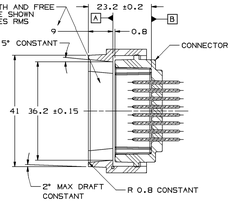

SECTION C-C

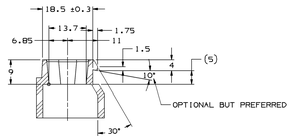

SECTION B-B

MATING INFORMATION

SCALE 2:1

NOTES

1. UNLESS OTHERWISE SPECIFIED AND/OR INDICATED:

   DIMENSIONS ARE TO FACE OF VIEW SHOWN AND AUTOMATICALLY ROUNDED BY COMPUTER FOR INSPECTION (SEE MATH MODEL FOR PRECISE DIMENSIONS). FOR ALL OTHER DIMENSIONS NOT SHOWN BUT REQUIRED FOR TOOL BUILD, SEE MATH MODEL FOR PRECISE TOOL PATH DATA. ALL RADII 0.4

2. WHEN USING THIS INFORMATION FOR A NEW DESIGN REQUEST THE LATEST COPY OF THIS PRINT FROM PACKARD ELECTRIC DIVISION.

3. "*" DENOTES MEASUREMENTS TAKEN AT POINTS ON INSIDE OF HOUSING SHROUD AT A DATUM -A- AND ON INSIDE OF HEADER SHROUD AT A DATUM -B-

SYMBOL DEFINITION		MISSING SYMBOLS
A DIMENSION WITHOUT AN INSPECTION REPORT SYMBOL ☐ DOES NOT REQUIRE INSPECTION. IT MAY BE CONTROLLED ON THE INDIVIDUAL COMPONENT DRAWING.	TOTAL NO OF INSPECTIONS REQUIRED: 65	NO MISSING SYMBOL NUMBER
	LAST NO. USED: 33	

DWG STATUS					ZONE	REVISION HISTORY	AUTH	DR	APVD	APVD
DATE	STS	REL	N/P	DHE					1	2
06MY10	R	A2	-	-	-	CLEARED REV COLUMN, REDRAWN TO PD AND UPDATED PDM ATTRIBUTES	41D6B4	FRE	FRE	FBF

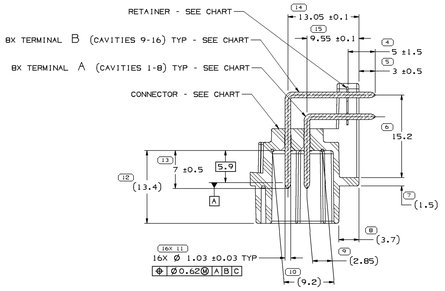

SECTION A-A

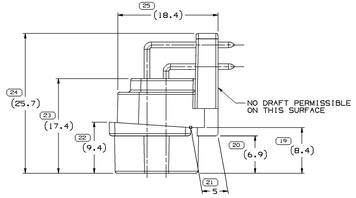

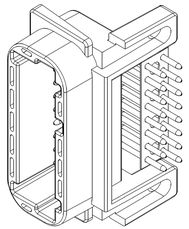

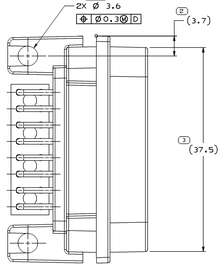

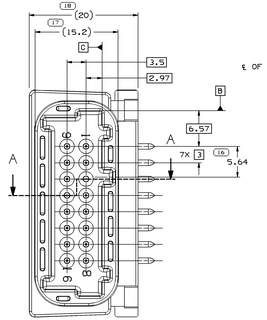

℄ OF CAVITIES #1 & #9

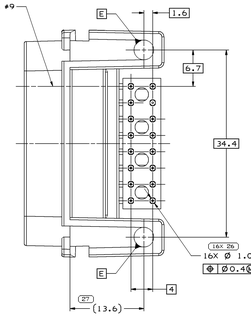

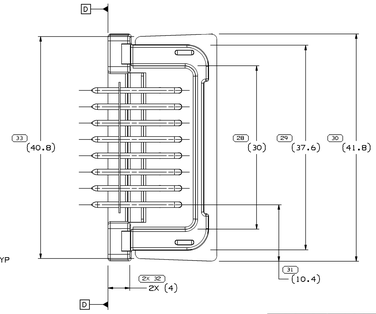

12191315	12191063	12092396	12092397	12066383
PART NO	CONNECTOR	TERMINAL A	TERMINAL B	RETAINER

NOTES

1. UNLESS OTHERWISE SPECIFIED AND/OR INDICATED:

   DIMENSIONS ARE TO FACE OF VIEW SHOWN AND AUTOMATICALLY ROUNDED BY COMPUTER FOR INSPECTION (SEE MATH MODEL FOR PRECISE DIMENSIONS). FOR ALL OTHER DIMENSIONS NOT SHOWN BUT REQUIRED FOR TOOL BUILD, SEE MATH MODEL FOR PRECISE TOOL PATH DATA.

2. THIS PRODUCT IS NOT CATEGORIZED AS AN APPEARANCE ITEM. MINOR IMPERFECTIONS INCLUDING, BUT NOT LIMITED TO, FLOW MARKS, COLOR BLEMISHES, GATE VESTIGE, AND SOFT FLASH THAT DO NOT AFFECT THE FIT, FORM, OR FUNCTION OF THE PART ARE PERMISSIBLE PER DPNP-4.7-CS-01.

3. THIS PART IS NOT CONTROLLED FOR AUTOMATIC FEEDING.

4. REFERENCE MATING COMPONENTS OR EQUIVALENT:

   FEMALE CONNECTOR 12191065
   SECONDARY LOCK (CPA) 12110299

5. PARTS SHOULD BE PLACED IN CLEAN PLASTIC TUBS OR PANS LINED WITH POLYETHYLENE BAGS DURING PROCESSING AND STORAGE.

6. SEE ESO-1505 FOR PACKAGING REQUIREMENTS.

7. PIN SOLDERABILTY - SEE ESO-1503 (MICROFICHE FILE). OUTSIDE VENDORS TO GET COPIES OF ESO-1503.

8. PARTS MUST MEET SPECIFICATION C-4006, CLASS I WITH FOLLOWING QUALIFICATIONS:
   * HIGH TEMP. STORAGE - CONDITION C
   * THERMAL CYCLING - CONDITION D
   * MECHANICAL SHOCK - CONDITION B
   * DUST - CONDITION Ei
   * CHEMICAL RESISTANCES - CONDITION A
     (1 MIN.) FOR THE FOLLOWING:
     -DIESEL FUEL (#2)
     - BRAKE FLUID
     - AUTOMATIC TRANSMISSION FLUID
     - ENGINE COOLANT
     - WINDSHIELD WASHER SOLVENT
     - GASOLINE
     - POWER STEERING FLUID
     - OIL (#3)
     - GASOHOL

DRAWING NUMBER	SIZE	SCALE	SHEET NO	TOTAL	REV	PROJ	CHP
12191315	A1x3	4:1	2 OF 2	1 OF 1	R	A2	-

DWG TYPE	PART DRAWING
STYLE	
VOLUME (CM³)	SYSTEM CODE: D

UNLESS OTHERWISE SPECIFIED
THIS DOCUMENT IS IN ACCORDANCE WITH ASME Y14.5M-1994 AS INTERPRET BY THE M GLOBAL STANDARDIZING THE DIMENSIONING AND TOLERANCING OF PRINTS. DIMENSIONS OF FEATURES MAY BE MADE DEPENDENT PER-MAKER OF SYSTEM REFERENCED.

ALL DIMENSIONS ARE IN MILLIMETERS

(N/A) PROCESS SENSITIVE DIMENSION	
DIMENSION ENCLOSED IN ( ) INDICATE REFERENCE DIMENSION, NO NC TOLERANCE LIMITS ARE ESTABLISHED	REFERENCE

| GEOMETRICAL RADII (MM) | | | | |

X-ON Electronics

Largest Supplier of Electrical and Electronic Components

Click to view similar products for Automotive Connectors ***category:***

Click to view products by APTIV ***manufacturer:***

Other Similar products are found below :

003-018-000 60403001 60993906-B 629515004020001 M902-2131 M902-2161 72.330.1035.1 73.353.4028.0 F119300-B F166900 F258300-B F358300-B F407400 F444110 F487000 F509500B-B 827153-1 8N1515-32-24P 9-1326729-8 925474-1 928905-1 964562-4 968782-1 GT17SA-8DS-HU 98891-1012 98947-1016 12004475-L 12010290 12010309-B 12015454 12020219-B 12020308 12041318-B 12052225-L 12052466 12059125 12064869 12004327-B 12010503-B 12015308 12015384 12015909 1-21030-1 12041254 12041318 12047946-B 12047957 12047957-L 12059473 12066261