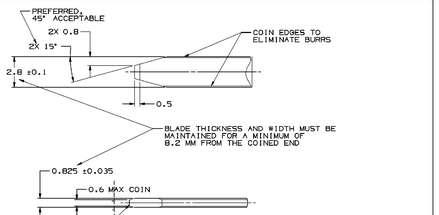

MATERIAL SPECIFICATIONS

RECOMMENDED

BASE METAL - CDA-210, GILDING, EXTRA SPRING TEMPER

PLATING - 0.0050±0.0025 MM THICK TIN

MINIMUMS

ELECTRICAL CONDUCTIVITY - ≥ 20% IACS @ 20°C. USE OF A MATERIAL WITH CONDUCTIVITY < 20% IACS MUST BE APPROVED BY PACKARD ELECTRIC MATERIALS ENGINEERING

TENSILE STRENGTH - 407 MPa

PLATING - FOR LOW ENERGY (≤ 5v) AND NON-PASSENGER COMPARTMENT POWER CIRCUITS, 0.0050±0.0025 MM THICK TIN. FOR MATERIALS CONTAINING 10% OR MORE ZINC, AN UNDERPLATE OF COPPER 0.0050±0.0025 MM THICK IS REQUIRED

MATING BLADE INFORMATION

SCALE 8:1

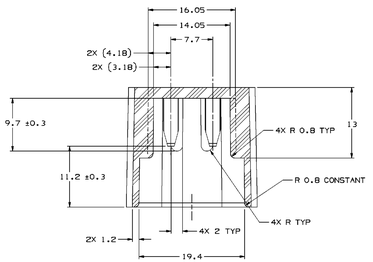

SECTION B-B

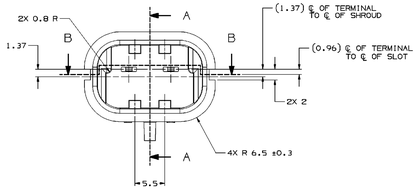

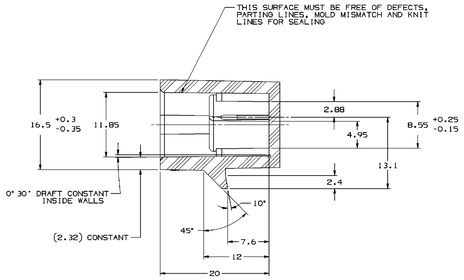

SECTION A-A

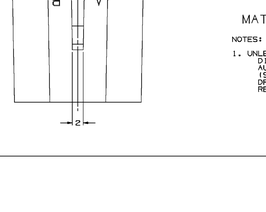

MATING CONNECTOR INFORMATION

NOTES:

1. UNLESS OTHERWISE SPECIFIED AND/OR INDICATED:
   DIMENSIONS ARE TO FACE OF VIEW SHOWN AND
   AUTOMATICALLY ROUNDED BY COMPUTER FOR INSPECTION.
   (SEE MATH MODEL FOR PRECISE DIMENSION)
   DRAFT IS 1° ON ALL OUTSIDE SURFACES
   RECOMMENDED MATERIAL - GLASS FILLED POLYESTER OR NYLON 66

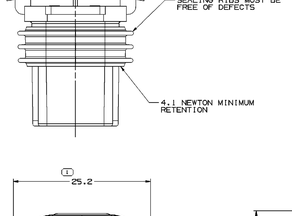

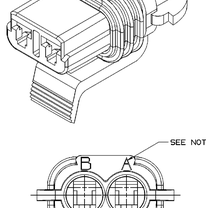

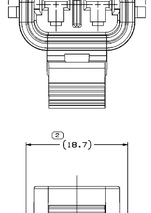

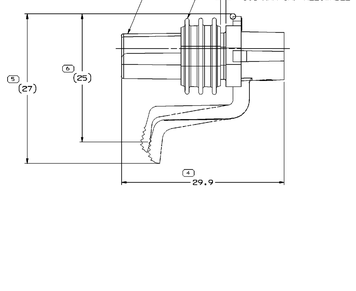

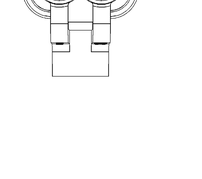

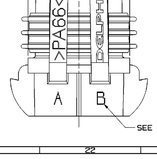

NOTES

1. UNLESS OTHERWISE SPECIFIED AND/OR INDICATED:
   DIMENSIONS ARE TO FACE OF VIEW SHOWN AND
   AUTOMATICALLY ROUNDED BY COMPUTER FOR INSPECTION
   (SEE MATH MODEL FOR PRECISE DIMENSIONS). FOR ALL
   OTHER DIMENSIONS NOT SHOWN BUT REQUIRED FOR TOOL
   BUILD, SEE MATH MODEL FOR PRECISE TOOL PATH DATA.
2. SEALING CODE 3 - DESIGN WILL PASS SALT FOG AND IMMERSION
   TEST AFTER CONDITIONING AS SPECIFIED IN
   ESA-644 (WEATHER-PACK),ESA-710 (METRI-PACK),
   ESA-650 (UNDERHOOD MICRO-PACK), C-4006
   (WORLD CONNECTOR), ETC WHEN MATED TO
   MATING PART OR EQUIVALENT
3. WHEN PARTS ARE SHIPPED,THEY MUST BE PACKED IN
   PLASTIC BAGS, OR SHIPPING CONTAINERS MUST BE
   LINED WITH PLASTIC LINERS. BAGS OR LINERS MUST
   BE SEALED TO AVOID ENTRY OF FOREIGN MATTER.
4. CAVITY IDENTIFICATION LETTERS TO BE LOCATED
   ON BARRELS AND/OR RAIL.
5. PART(S) RESTRICTED FOR USE IN BRASIL ONLY.
   REFER TO CHART FOR SPECIFIC RESTRICTED PART NUMBERS.
6. FOR APPLICATION DATA SEE THE INDIVIDUAL APPLICATION DRAWINGS.
7. THIS PRODUCT IS NOT CATEGORIZED AS AN APPEARANCE ITEM, MINOR
   IMPERFECTIONS INCLUDING, BUT NOT LIMITED TO, FLOW MARKS, COLOR
   BLEMISHES, GATE VESTIGE, AND SOFT FLASH THAT DO NOT AFFECT THE
   FIT, FORM, OR FUNCTION OF THE PART ARE PERMISSIBLE PER DPNP-4.7-CS-01.
8. FOR PART NUMBER WITH ADHESIVE, USE M3510001 OR ADHESIVE APPROVED
   BY MATERIALS ENGINEERING TO GLUE CONNECTOR SEAL TO CONNECTOR.

SYMBOL DEFINITION		
A DIMENSION WITHOUT AN INSPECTION REPORT SYMBOL (□) DOES NOT REQUIRE INSPECTION. IT MAY BE CONTROLLED ON THE INDIVIDUAL COMPONENT DRAWING.	TOTAL NO OF INSPECTIONS REQUIRED	6
	LAST NO. USED	6

MISSING SYMBOLS

NO MISSING SYMBOL NUMBER

DRG STATUS					ZONE	REVISION HISTORY	AUTH	DR	APVD 1	APVD 2
DATE	STA	REV	N/P	CHG						
20NOV02	R	01	-	-	-	CLEANED REV COLUMN, ALL ACTIVE PARTS - ADDED DIMENSIONS 12 PLCS, AND REVISED MATING CONNECTOR GRAPHICS	233682	HH	KOV	RC
14FEB7	R	02	-	-	-	1.3 MAX GAP ALLOWABLE WAS 1.0 ±0.3 MAX GAP ALLOWABLE	400528	MM	MM	MPR
27AUG9	R	03	-	-	-	ALL PARTS - ADDED APLICATION DATA NOTE1 12129927 - REINSTATED AND RESTRICTED	408287	CBG	JAA	DHB
28JUL11	R	04	-	-	-	13862240 - RELEVESED	413194	MPC	JAA	SEM

-	-	-	-	12162694	A10	-	-	-	-	12162693	12129928	
-	-	-	-	12129927	A1	-	-	RESTRICTED-SEE NOTE 5	12162694	15300008	12129928	
13862240	01	-	INACTIVE	15300027	B9	-	-	-	-	15300008	15300020	
PART NO WITH ADHESIVE	REV	N/P	STATUS	PART NO WITHOUT ADHESIVE	REV	N/P	STATUS	RESTRICTED USAGE	REPLACED BY	CONN BODY	CONN SEAL	

N/A PROCESS SENSITIVE DIMENSION

DIMENSION ENCLOSED IN ( ) HAS NO INDIVIDUAL TOLERANCE, SEE GD TOLERANCE LIMITS ON STANDARD

GENERAL TOLERANCES (MM)											
FROM	0	3	30	6	120	315	1000	2000	3150	4000
TO	3	30	120	315	1000	2000	3150	4000	5000	6300
TOLERANCE	±0.05	±0.08	±0.12	±0.2	±0.3	±0.5	±0.8	±1.2	±2	±3

UNLESS OTHERWISE SPECIFIED

FROM	0	3	30	6	100	160	200	250	400	630
TO	3	30	100	160	200	250	400	630	1000	1600
TOLERANCE	±0.05	±0.08	±0.12	±0.2	±0.3	±0.5	±0.8	±1.2	±1.6	±2

UNLESS OTHERWISE SPECIFIED

DWG TYPE: PART DRAWING

STATE

RELEASE CONT: SYSTEM CODE: D

UNLESS OTHERWISE SPECIFIED

THIS DOCUMENT IS IN ACCORDANCE WITH ASME Y14.5M-1994 AS ADOPTED BY DELPHI PACKARD ELECTRICAL/ELECTRONIC ARCHITECTURE. THIS DOCUMENT IS ALSO IN ACCORDANCE WITH ISO 10135 AS ADOPTED BY DELPHI PACKARD ELECTRICAL/ELECTRONIC ARCHITECTURE. THIS DOCUMENT CONTAINS INFORMATION PROPRIETARY TO DELPHI PACKARD ELECTRICAL/ELECTRONIC ARCHITECTURE. RESTRICTIONS ON REPRODUCTION OR DISCLOSURE TO THIRD PARTIES MAY BE IMPOSED BY LAW. ALL DIMENSIONS ARE IN MILLIMETERS UNLESS OTHERWISE SPECIFIED. ALL DIMENSIONS ARE IN MILLIMETERS

REFERENCE

THIRD ANGLE PROJECTION

DO NOT SCALE

USE MATH DATA

DELPHI

DELPHI PACKARD ELECTRICAL/ELECTRONIC ARCHITECTURE
WARREN, OH

		DATE
DR		
APVD1	T. WESTON	01.8.02
APVD2	T. WESTON	01.8.02
APVD3	K. RICHARDS	14.8.02
APVD4		
APVD5		

SUBSTITUTES OF CONTAINS NON RECYCLED CONTENT PER DELPHI (294502)

MATERIAL: SEE CHART

DRAWING NAME: TAXI ASM CONN F M/P 280 SLD

DRAWING NUMBER: 12129929

A1x3 | 4:1 | SCALE | 1 | SHEET NO | 1 OF 1 | STA | R | REV | 04 | N/P -

DRAWING NUMBER: 12129929

A1x3 | 4:1 | SCALE | 1 | SHEET NO | 2 OF 2 | STA | R | REV | 04 | N/P -

Date: 27-Jun-11 Time: 22:07:11 Drawn: 2007

X-ON Electronics

Largest Supplier of Electrical and Electronic Components

Click to view similar products for Automotive Connectors ***category:***

Click to view products by APTIV ***manufacturer:***

Other Similar products are found below :

003-018-000 60993906-B 72.330.1035.1 776880-1 827153-1 9-1326729-8 9-221607-5 925474-1 928905-1 964562-4 968782-1 12004468 12004475-L 12004483 12052466 12066163 12015909 12077753 1-21030-1 12047957 12047958 12084688 12185550 12336-12 1-326211-1 13681974 13688972 13755420 13779834 13783086 13843152 13522378 13581967 13669624 13675513 13753471 13946876 13953457 13955963 13964573 13971791 13790534-L 13797473 13805590 13888202 1428188-1 1437287-3 1428188-2 DS07-19S-5020 1456983-5