SYMBOL DEFINITION		MISSING NUMBERS
A DIMENSION WITHOUT AN INSPECTION REPORT SYMBOL (□) DOES NOT REQUIRE INSPECTION, IT MAY BE CONTROLLED ON AN INDIVIDUAL COMPONENT DRAWING	TOTAL NO. OF SYMBOLS ON DRAWING: 8	
	LAST NO. USED: 8	

DRG STATUS DATE	STS	REV	N/P	CHG	ZONE	REVISION HISTORY	AUTH	DR	APVD	APVD
27MR01	R	001	-	-	-	ALL ACTIVE PARTS - REDRAWN TO PD	000009	RDT	EAR	JR
27MR01	R	002	-	-	-	15383475 - RELEASED	000005	RDT	EAR	JR
17AP02	R	003	-	-	-	ALL ACTIVE PARTS - PSD WAS 3	216568	LEB	DEB	JR
18AU06	R	04	-	-	-	13596972 - RELEASED	282217	AMB	AMB	JDS
06AP06	R	05	-	-	-	13596972 - CAVITY C B WAS 6	286509	JTV	VJB	JDS
07MY07	R	06	-	-	-	13646875 - RELEASED	401297	PCP	PCP	SAN
26JA10	R	07	-	-	-	12121414Z - OBSOLETE	409855	CEB	DB	MPR
15FE10	R	08	-	-	-	12121414Z - REINSTATED	410027	CEB	DB	MPR
27JL11	R	09	-	-	-	13646875 & 15383475 - UPDATED PDM ATTRIBUTES	414968	JCF	JAA	DGL

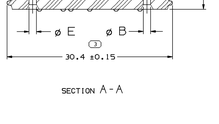

SECTION A-A

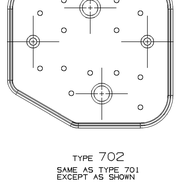

TYPE 702
SAME AS TYPE 701
EXCEPT AS SHOWN

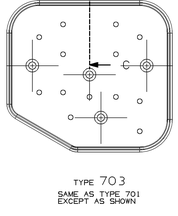

TYPE 703
SAME AS TYPE 701
EXCEPT AS SHOWN

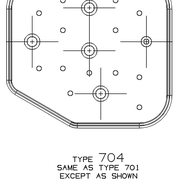

TYPE 704
SAME AS TYPE 701
EXCEPT AS SHOWN

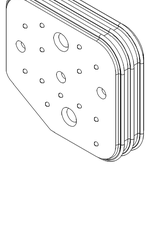

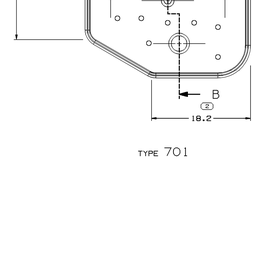

TYPE 701

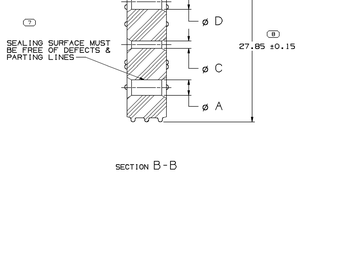

SECTION B-B

SECTION C-C

REPRESENTS CLOSED POSITION
(SEE NOTE #3)

NOTES

1. UNLESS OTHERWISE SPECIFIED AND/OR INDICATED:
   DIMENSIONS ARE TO FACE OF VIEW SHOWN AND AUTOMATICALLY ROUNDED BY COMPUTER FOR INSPECTION (SEE MATH MODEL FOR PRECISE DIMENSIONS). FOR ALL OTHER DIMENSIONS NOT SHOWN BUT REQUIRED FOR TOOL BUILD, SEE MATH MODEL FOR PRECISE TOOL PATH DATA.

2. PARTS ARE TO BE PACKAGED IN SEALED PLASTIC BAGS. GROSS WEIGHT INCLUDING CARTON IS NOT TO EXCEED 34 POUNDS.

3. "●" INDICATES CAVITY POSITION IS CLOSED. (SEE SECTION VIEW C-C)

4. THIS PRODUCT IS NOT CATEGORIZED AS AN APPEARANCE ITEM. MINOR IMPERFECTIONS INCLUDING, BUT NOT LIMITED TO, FLOW MARKS, COLOR BLEMISHES, GATE VESTIGE, AND SOFT FLASH THAT DO NOT AFFECT THE FIT, FORM, OR FUNCTION OF THE PART ARE PERMISSIBLE PER DPNP-4.7-CS-01.

PART NO	REV	N/P	STATUS	MATERIAL SPECIFICATION AND COLOR	TERM CAV	CABLE HOLES	TYPE	A	B	C	D	E	TYPICAL MATING CONNECTOR (REF)	VOLUME CM³
13646875	01	AA	-	SILICONE METHYL/VINYL ORANGE	5	4	702	8	6	●	8	6	12065662	5.189
13596972	02	-	-	SILICONE METHYL/VINYL BLUE	5	5	704	8	6	8	8	8	12065662	5.160
15383475	01	AB	-	SILICONE METHYL/VINYL BLUE	5	4	702	10	7	●	10	7	12065662	5.131
15326183	B1	-	-	SILICONE METHYL/VINYL TAN	5	5	701	7	6	7	7	7	12065662	5.205
12191130	A1	-	-	SILICONE METHYL/VINYL PURPLE	5	5	701	10	8	10	10	6	12065662	5.061
12186643	A1	-	-	SILICONE METHYL/VINYL PINK	5	5	701	6	6	6	6	8	12065662	5.222
12121414Z	A3	-	-	SILICONE METHYL/VINYL ORANGE	5	5	701	10	7	10	10	7	12065662	5.080
12092604	B1	-	-	SILICONE METHYL/VINYL ORANGE	5	4	703	6	6	●	6	6	12065662	5.229
12084615	B	-	OBSOLETE	SILICONE METHYL/VINYL BLUE	5	4	703	7	7	●	●	7	12065662	-
12084103	B1	-	-	SILICONE METHYL/VINYL WHITE	5	4	702	7	7	●	7	7	12065662	5.206
12077994	C1	-	-	SILICONE METHYL/VINYL RED	5	5	701	10	8	8	10	8	12065662	5.089
12066030	B1	-	-	SILICONE METHYL/VINYL YELLOW	5	5	701	10	6	6	10	6	12065662	5.135
12066029	B1	-	-	SILICONE METHYL/VINYL PURPLE	5	4	702	10	8	●	10	6	12065662	5.127
12066028	B1	-	-	SILICONE METHYL/VINYL TAN	5	4	702	6	6	●	6	6	12065662	5.229
12066027	B	-	OBSOLETE	SILICONE METHYL/VINYL ORANGE	5	4	702	8	6	●	7	6	12065662	-
12066026	B	-	OBSOLETE	SILICONE METHYL/VINYL BLUE	5	4	702	7	6	●	7	6	12065662	-
12065970	B1	-	-	SILICONE METHYL/VINYL RED	5	4	702	9	9	●	9	9	12065662	5.145
12065684	B1	-	-	SILICONE METHYL/VINYL GRAY	5	4	702	10	7	●	10	7	12065662	5.131
12065683	B1	-	-	SILICONE METHYL/VINYL GREEN	5	5	701	10	7	7	10	7	12065662	5.118

SEE CHART FOR CABLE LOCATION

12065662 CONN CAVITY NO	SEAL HOLE
1	A
2	B
3	C
4	D
5	E
10	3.49-3.88
9	2.96-3.48
8	2.45-2.95
7	2.03-2.44
6	1.60-2.12
CABLE LOCATION	CABLE DIA ±0.05

DRAWING NUMBER						
12077525						
SIZE	SCALE	PAGE NO	SHEET NO	TOTAL	REV	N/P
A1x3	4:1	2 OF 2	7 OF		R	09 -

DRAWING NUMBER						
12077525						
SIZE	SCALE	PAGE NO	SHEET NO	TOTAL	REV	N/P
A1x3	4:1	1 OF 2	7 OF		R	09 -

⟨1⟩ PROCESS SENSITIVE DIMENSION
DIMENSION ENCLOSED IN ( ) INDICATE REFERENCE DIMENSION, NO NC TOLERANCE LIMITS ARE ESTABLISHED

DIMENSIONAL RANGES (MM)										
FROM	0	3	30	60	120	180	250	315	400	500
TO	3	30	60	120	180	250	315	400	500	630

TOLERANCE UNLESS OTHERWISE SPECIFIED						
±0.15	±0.2	±0.3	±0.4	±0.5	±0.8	±1	±1.2

GENERAL TOLERANCE CLASS

SCALE 4:1

THIRD ANGLE PROJECTION

DO NOT SCALE USE MATH DATA

NX

DELPHI

DELPHI PACKARD ELECTRICAL/ELECTRONIC ARCHITECTURE
WARREN, OH

DR	DATE
APVD: R. RACZ	04JU04
APVD: R. RACZ	04JU04
APVD: K. MURPHY	04JU04
APVD:	
APVD:	

DWG TYPE: PART DRAWING

STYLE:

VOLUME CDF: SEE CHART

SYSTEM CODE: D

UNLESS OTHERWISE SPECIFIED

THIS DOCUMENT IS IN ACCORDANCE WITH ASME Y14.5M-1994 AS ADMINISTERED BY DELPHI STANDARDIZATION. DIMENSIONS ARE INCLUSIVE OF PLATING. ALL DIMENSIONS AND RELATED DATUMS APPLY ONLY TO THE PART IDENTIFIED ON THIS DRAWING. DIMENSIONS ARE NOT INFLUENCED BY OPERATION OR LOCATION TOLERANCES. ALL DIMENSIONS ARE TO BE MEASURED AT 68 DEGREES FAHRENHEIT. ALL DIMENSIONS ARE IN MILLIMETERS

REFERENCE

SUBSTITUTE OF CODING AND RECYCLED CONTENT PER DELPHI-4.1-2PAPR01.

MATERIAL: SEE CHART

DRAWING NAME: TAXI SEAL CBL DW M/P

DRAWING NUMBER: 12077525

SIZE	SCALE	PAGE NO	SHEET NO	TOTAL	REV	N/P
A1x3	4:1	1 OF 2	7 OF		R	09 -

ISO\A2S2

X-ON Electronics

Largest Supplier of Electrical and Electronic Components

Click to view similar products for Automotive Connectors ***category:***

Click to view products by APTIV ***manufacturer:***

Other Similar products are found below :

003-018-000 60993906-B M902-2131 M902-2161 M902-2344 72.330.1035.1 73.353.4028.0 F166900 F358300-B F407400 776880-1 827153-1 8N1515-32-24P 9-1326729-8 925474-1 928905-1 964562-4 968782-1 98891-1012 12004475-L 12020308 12041318-B 12052466 12064869 12015909 1-21030-1 12041254 12041318 12047946-B 12110546-B 12131792 12084688 12092346 HD34-18-14PT HD46-24-23SN-059 HDB36-24-16PN-059 HDP26-24-9SE-L015 12185280 12185550 12336-12 12191172-B 12S 13545280 13577943 13681974 13737722-B 13830674 13832576 13849772 13542772