SYMBOL DEFINITION		MISSING SYMBOLS
A DIMENSION WITHOUT AN INSPECTION REPORT SYMBOL (□) DOES NOT REQUIRE INSPECTION. IT MAY BE CONTROLLED ON THE INDIVIDUAL COMPONENT DRAWING.	TOTAL NO OF INSPECTIONS REQUIRED 197	NO MISSING SYMBOL NUMBER
	LAST NO. USED 63	

DWG STATUS DATE	STS	REV	N/P	CHG	ZONE	REVISION HISTORY	AUTH	DR	APVD	APVD 1	APVD 2
25MY04	R	01	-	-		CLEARED REV COLUMN AND REDRAWN TO PD1 (12066103-04 & 12124379 - RESTRICTED); (5492569-70 & 5492600 - RELEASED)	255888	ESH	JAA	MGR	
180C05	R	02	-	-		12066103-05, 12090877, 12103633, 12124675 & 12124379 - OBSOLETE	273276	GPS	FRB	MGR	

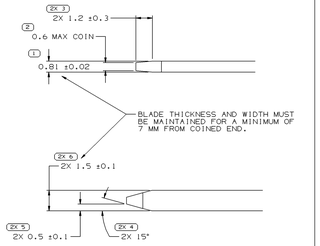

BLADE MATERIAL SHOULD HAVE AN ELECTRICAL CONDUCTIVITY 3.20% IACS AT 68°F. USE OF MATERIAL WITH CONDUCTIVITY < 20% IACS SHOULD BE APPROVED BY PACKARD ELECTRIC.

RECOMMENDED MATERIAL: CDA 210 - EXTRA SPRING TEMPER. TENSILE STRENGTH 428-483 MPA TIN PLATED TO 0.0051 ±0.0025 MM THICKNESS.

TYPICAL BLADE DETAIL

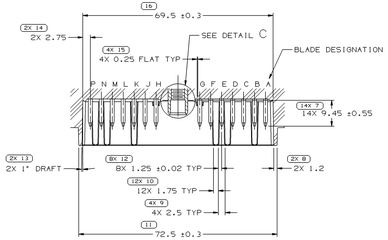

SECTION B-B

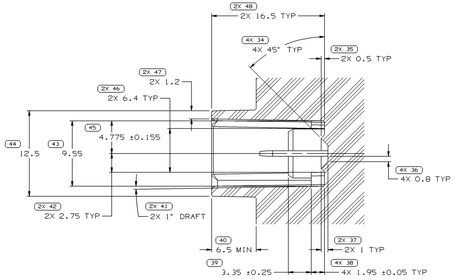

SECTION A-A
SCALE 5:1

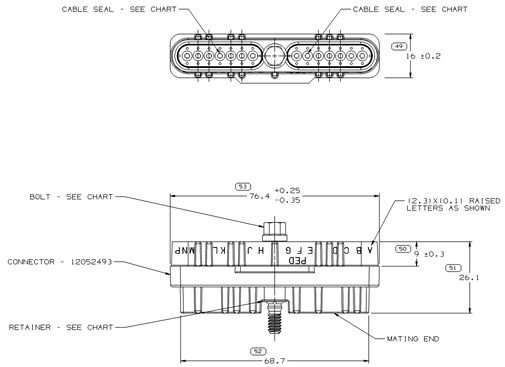

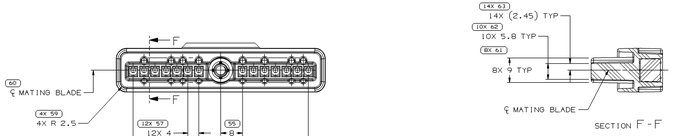

SECTION F-F

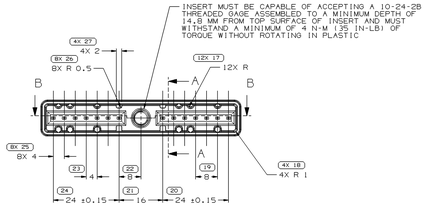

MATING PART DETAIL

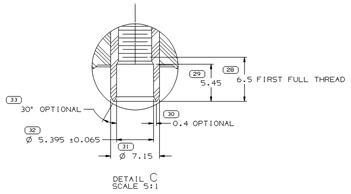

DETAIL C
SCALE 5:1

NOTES

1. UNLESS OTHERWISE SPECIFIED AND/OR INDICATED:

   DIMENSIONS ARE TO FACE OF VIEW SHOWN AND AUTOMATICALLY ROUNDED BY COMPUTER FOR INSPECTION (SEE MATH MODEL FOR PRECISE DIMENSIONS). FOR ALL OTHER DIMENSIONS NOT SHOWN BUT REQUIRED FOR TOOL BUILD, SEE MATH MODEL FOR PRECISE TOOL PATH DATA. DRAFT IS 1° MAX ON ALL OUTSIDE SURFACES

2. THIS PART ACCEPTS THE FOLLOWING COMPONENTS OR EQUIVALENT:

   SEAL 12040798

3. ALL RADII 0.4/0.1 UNLESS OTHERWISE SPECIFIED.
4. RECOMMENDED MATERIAL: GLASS REINFORCED NYLON OR POLYESTER.

NOTES

1. UNLESS OTHERWISE SPECIFIED AND/OR INDICATED:

   DIMENSIONS ARE TO FACE OF VIEW SHOWN AND AUTOMATICALLY ROUNDED BY COMPUTER FOR INSPECTION (SEE MATH MODEL FOR PRECISE DIMENSIONS). FOR ALL OTHER DIMENSIONS NOT SHOWN BUT REQUIRED FOR TOOL BUILD, SEE MATH MODEL FOR PRECISE TOOL PATH DATA.

2. WHEN PARTS ARE SHIPPED THEY MUST BE PACKED IN PLASTIC BAGS OR SHIPPING CONTAINERS MUST BE LINED WITH PLASTIC LINERS. BAGS OR LINERS MUST BE SEALED TO AVOID FOREIGN MATTER.
3. SEALING CODE 3 - DESIGN WILL PASS SALT FOG AND IMMERSION TEST AFTER CONDITIONING AS SPECIFIED IN ESA-644 (WEATHER-PACK), ESA-710 (METRI-PACK), ESA-650 (UNDERHOOD MICRO-PACK), C-4006 (WORLD CONNECTOR), ETC WHEN MATED TO MATING PART OR EQUIVALENT
4. THIS PART IS NOT CONTROLLED FOR AUTOMATIC FEEDING.
5. THIS PART ACCEPTS THE FOLLOWING COMPONENTS OR EQUIVALENT:

   CAVITIES TO ACCEPT 12047680 TERMINAL.

6. BOLT TO BE RETAINED TO A MIN. 400 N FORCE.
7. CONNECTOR TO BE ASSEMBLED TO MATING PART WITH 0.6 N-M-1.20 N-M TORQUE.
8. FOR LEAD LENGTH CALCULATIONS, DISTANCE FROM MATING END OF CONNECTOR TO FRONT OF CABLE CORE IS 10.15/7.05

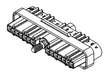

15492600		NONE
15492570		K
15492569		NONE
12124675		C & K
12124379		NONE
12103633		E & K
12092877		K
12066105		E & K
12066104		K
12066103		NONE
12052495		C & K
MATING PART FOR		BLADE (S) WHICH MAY BE OMITTED

15492600	01	-		15492556	15492535	12084988	12084988	NONE
15492570	01	-	-	15492556	15492535	12034161	12052494	K
15492569	01	-	-	15492556	15492535	12034161	12034161	NONE
12124675	A1	-	OBSOLETE	12059726	12034236	12092863	12092863	C & K
12124379	A2	-	OBSOLETE	12059726	12034236	12084988	12084988	NONE
12103633	A1	-	OBSOLETE	12059726	12034236	12092863	12092863	E & K
12092877	A1	-	OBSOLETE	12059726	12034236	12084988	12092863	K
12066105	A1	-	OBSOLETE	12059726	12034236	12052494	12052494	E & K
12066104	A2	-	OBSOLETE	12059726	12034236	12034161	12052494	K
12066103	A2	-	OBSOLETE	12059726	12034236	12034161	12034161	NONE
12052495	B	-	INACTIVE	12059726	12034236	12052494	12052494	C & K
ASSEMBLY PART NO	REV	N/P	STATUS	BOLT	RETAINER	CABLE SEAL CAV. A-G	CABLE SEAL CAV. H-P	BLOCKED CAVITIES

DRAWING NUMBER 12066106
SIZE A1x3 | SCALE 2:1 | FRAME NO Z | SHEET NO 1 OF 1 | STS R | REV 02 | N/P -

DELPHI
DELPHI PACKARD ELECTRIC SYSTEMS
WARREN, OH

		DATE
DR	C.D. HOOFES	25JN99
APVD1	J. COLDSNOW	02JL99
APVD2	P.J. REDDY	08JL99
APVD3	T.F. CUNNINGHAM	08JL99
APVD4		
APVD5		

DWG TYPE: PART DRAWING
STYLE
VOLUME: GMT | SYSTEM CODE:

UNLESS OTHERWISE SPECIFIED
THIS DOCUMENT IS IN ACCORDANCE WITH ASME Y14.5M-1994 UNLESS OTHERWISE SPECIFIED. DIMENSIONS ARE TO FACE OF VIEW SHOWN. DIMENSIONS OF FEATURES MAY BE RAISED DEPARTURES REGARDLESS OF DATUM REFERENCE.

ALL DIMENSIONS ARE IN MILLIMETERS

(N/A) PROCESS SENSITIVE DIMENSION

DIMENSIONS PRECEDED BY A "REFERENCE" REFERENCE DIMENSIONS AND NO TOLERANCE LIMITS ARE ESTIMATED.

REFERENCE

DIMENSIONAL RANGE (MM)	0.00	0.10	0.20	0.30	0.50	0.100	0.200	0.300	0.500
TOL	±0.1	±0.2	±0.3	±0.5	±0.1	±0.2	±0.3	±0.5	±0.8

TOLERANCE UNLESS OTHERWISE SPECIFIED:
1±0.15 | 2±0.3 | 3±0.5 | 4±0.8 | 5±0.1 | 6±0.2
ANGULAR TOLERANCE ±2°

THIRD ANGLE PROJECTION | DO NOT SCALE | USE MATH DATA | MATERIAL

TAXI CONN F M/P 150 SLD

DRAWING NUMBER 12066106
SIZE A1x3 | SCALE 2:1 | FRAME NO 1 | SHEET NO 1 OF 2 | STS R | REV 02 | N/P -

1 of 2

X-ON Electronics

Largest Supplier of Electrical and Electronic Components

Click to view similar products for Automotive Connectors ***category:***

Click to view products by APTIV ***manufacturer:***

Other Similar products are found below :

003-018-000 60403001 60993906-B 629515004020001 M902-2131 M902-2161 72.330.1035.1 73.353.4028.0 F119300-B F166900 F258300-B F358300-B F407400 F444110 F487000 F509500B-B 827153-1 8N1515-32-24P 9-1326729-8 925474-1 928905-1 964562-4 968782-1 GT17SA-8DS-HU 98891-1012 98947-1016 12004475-L 12010290 12010309-B 12015454 12020219-B 12020308 12041318-B 12052225-L 12052466 12059125 12064869 12004327-B 12010503-B 12015308 12015384 12015909 1-21030-1 12041254 12041318 12047946-B 12047957 12047957-L 12059473 12066261