SYMBOL DEFINITION			MISSING NUMBERS
A DIMENSION WITHOUT AN INSPECTION REPORT SYMBOL ( ) DOES NOT REQUIRE INSPECTION. IT MAY BE CONTROLLED ON AN INDIVIDUAL COMPONENT DRAWING.	TOTAL NO. OF SYMBOLS ON DRAWING	23	15-17,
	LAST NO. USED	30	

KEY PRODUCT CHARACTERISTICS			
SAFETY/COMPLIANCE	FIT/FUNCTION	TOTAL ON DRAWING	1
S/C CHECKPOINTS	F/F CHECKPOINTS	LAST NO. USED	1

NO. & TYPE	DESCRIPTION	RATIONALE	PTS	ZONE

DWG STATUS					ZONE	REVISION HISTORY	AUTH	DR	APVD 1	APVD 2
DATE	SIS	REV	N/P	CHG						
02MR99	R	01	-	-		RELEASED	990005	DAM	DAM	RB
10NO99	R	02	-	-		CREATED REFERENCE DIMENSIONS	195651	LMB	LMB	SL
29FE00	R	03	-	-		ALL PARTS - ADDED 24.5±0.5 DIM, NOTE 8 & LABELS 12 PLCS, REMOVED NOTE 9,6 1PX.25 DIM & REVISED INSPECTION SYMBOLS	199691	DAM	RCH	DN
30OC00	R	04	-	-		REMOVAL OF REV 03 CHANGES	201654	BD	BD	BMD
17MY04	R	05	-	-		CLEARED REV COL AND ALL PARTS - DIM 47.6 +0.43/-0.15 WAS 47.6±0.15	255075	MH	LFS	EM
25JN04	R	06	-	-		ALL PARTS - ADDED NOTE #8	256349	LEG	LEG	EN
29MY04	R	07	-	-		15356602 & 15356603 - RESTRICTED; 15492667 & 15492668 - RELEASED	256354	JBD	JAA	MGR
18OC05	R	08	-	-		15356602 & 15356603 - OBSOLETE	273473	RTV	JAA	MGR

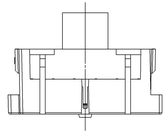

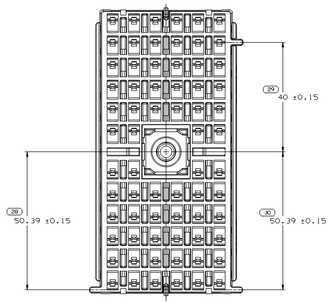

TYPE 102
SAME AS TYPE 101
EXCEPT AS SHOWN

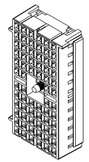

TYPE 101

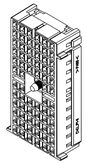

TYPE 102

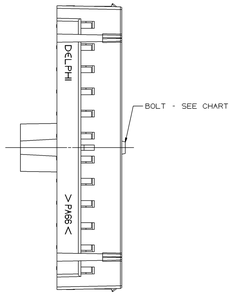

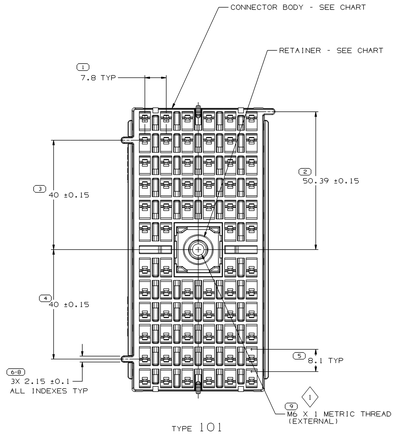

TYPE 101

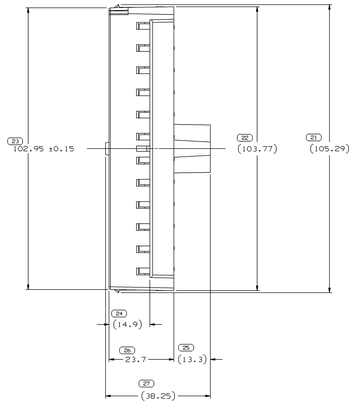

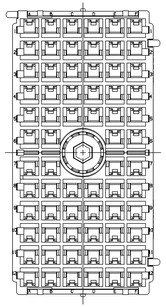

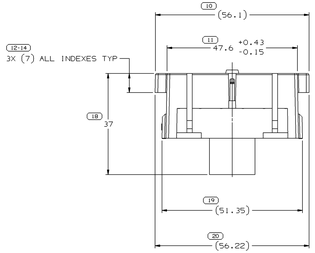

NOTES

1. UNLESS OTHERWISE SPECIFIED AND/OR INDICATED:

   DIMENSIONS ARE TO FACE OF VIEW SHOWN AND AUTOMATICALLY ROUNDED BY COMPUTER FOR INSPECTION (SEE MATH MODEL FOR PRECISE DIMENSIONS). FOR ALL OTHER DIMENSIONS NOT SHOWN BUT REQUIRED FOR TOOL BUILD, SEE MATH MODEL FOR PRECISE TOOL PATH DATA.
   ALL RADII 0.4
   DRAFT IS 1° ON ALL OUTSIDE SURFACES
   LIKE CAVITIES ARE IDENTICAL

2. REFERENCE MATING COMPONENTS OR EQUVALENT:
   LOWER HOUSING 15329089
   SECONDARY TERMINAL LOCK 15329097
   WIRE DRESS COVER 15329098 OR 15329099

3. RETAINER MUST WITHSTAND A MINIMUM FORCE OF 805 N APPLIED AXIALLY TO THE THREADED END OF THE BOLT 5 - 8 NM

4. THIS ASM TO BE BOLTED TO THE MATING CONNECTOR ASSEMBLY WITH A TORQUE ON THE THREADED END OF THE BOLT

5. ALL CAVITIES ACCEPTS TERMINALS 12110843,12129061,12129424 OR EQUIVALENT:
   THIN STOCK SENSITIVE
   MAX CORE CRIMP MUST BE LESS THAN 2.4 HIGH AND 3.75 WIDE.
   MAX INSULATION CRIMP MUST BE LESS THAN 6.1 HIGH AND 6.35 WIDE.
   MAX CABLE DIAMETER 5.5 MM

6. WHEN PARTS ARE SHIPPED THEY MUST BE PACKED IN PLASTICBAGS OR SHIPPING CONTAINERS MUST BE LINED WITH PLASTIC LINERS.BAGS OR LINERS MUST BE SEALED TO AVOID FOREIGN MATTER.

7. SEALING CODE O

8. PLASTIC PARTS TO MEET ALL DIMENSIONAL REQUIREMENTS AS SHOWN ON PRINT WHEN DRY AS MOLDED. PLASTIC PART DIMENSIONS MAY GROW AFTER MOLDING BY UP TO 0.6% DUE TO THE MOISTURE ABSORPTION CHARACTERISTIC OF PA66.

15492668	01	-	-	102	15329096 - PA66 HS IM - LT GRAY	15492568	15492512
15492667	01	-	-	101	15329095 - PA66 HS IM - BLACK	15492568	15492512
15356603	01	AG	OBSOLETE	102	15329096 - PA66 HS IM - LT GRAY	12065852	12004737
15356602	01	AG	OBSOLETE	101	15329095 - PA66 HS IM - BLACK	12065852	12004737
ASM PART NUMBER	REV	N/P	STATUS	TYPE	CONNECTOR BODY	BOLT	RETAINER

DRAWING NUMBER							
15356604							
SIZE	SCALE	FRAME NO	SHEET NO	STS	REV	N/P	
A1x3	2:1	2 OF 2	1 OF 1	R	08	-	

(N/A) PROCESS SENSITIVE DIMENSION

DIMENSIONS ENCLOSED IN A PARENTHESIS REFERENCE DIMENSIONS AND NO TOLERANCE LIMITS ARE ESTABLISHED

DIMENSIONAL RANGE (MM)									
0.00	6.00	30	120	>100	>200	>300	>400	>500
TO	30	120	400	100	200	300	400	500
TOLERANCE UNLESS OTHERWISE SPECIFIED								
±0.15	±0.3	±0.4	±0.6	±0.8	±1.0	±1.2	±1.6	±2
ANGULAR TOLERANCE ±2°								

THIRD ANGLE PROJECTION

DO NOT SCALE

USE MATH DATA

DWG TYPE	PART DRAWING
STYLE	GMT 250/257
VOLUME (CM³)	
DRAW USA	

UNLESS OTHERWISE SPECIFIED

THIS DOCUMENT IS IN ACCORDANCE WITH ASME Y14.5M-1994 UNLESS OTHERWISE SPECIFIED. ALL DIMENSIONS TO BE TOLERANCED MINIMUM FOUR. SEPARATE PATTERNS OF FEATURES MAY BE DAMED SEPARATELY REGARDLESS OF DATUM REFERENCES.

ALL DIMENSIONS ARE IN MILLIMETERS

REFERENCE

MATERIAL

SEE CHART

DRAWING NAME

TAXI ASM CONN F M/P 280 FLXLK

DELPHI

DELPHI PACKARD ELECTRIC SYSTEMS
WARREN, OH

		DATE
DR	JEFF REEVES	14DE98
APVD1	GLENN WARNER	02MR99
APVD2	GLENN WARNER	02MR99
APVD3	RAY BLASKO	05MR99
APVD4		
APVD5		

SUBSTANCES OF CONCERN AND RECYCLED CONTENT PER DELPHI (09490G)

DRAWING NUMBER							
15356604							
SIZE	SCALE	FRAME NO	SHEET NO	STS	REV	N/P	
A1x3	2:1	1 OF 2	1 OF 1	R	08	-	

1 3 2 0 0 4

X-ON Electronics

Largest Supplier of Electrical and Electronic Components

Click to view similar products for Automotive Connectors ***category:***

Click to view products by APTIV ***manufacturer:***

Other Similar products are found below :

003-018-000 60403001 60993906-B M902-2131 M902-2161 72.330.1035.1 73.353.4028.0 F119300-B F166900 F258300-B F358300-B F407400 F444110 F487000 F509500B-B 827153-1 8N1515-32-24P 9-1326729-8 925474-1 928905-1 964562-4 968782-1 GT17SA-8DS-HU 98891-1012 98947-1016 12004475-L 12010290 12010309-B 12015454 12020219-B 12020308 12041318-B 12052225-L 12052466 12059125 12064869 12004327-B 12010503-B 12015308 12015384 12015909 1-21030-1 12041254 12041318 12047946-B 12047957 12047957-L 12059473 12066261 12110546