1 PARAMETRES DE SERTISSAGE / *CRIMP PARAMETERS*

FILS SUIVANT SPECIF PSA N°: 96 095 032 99 (IR) ET 96 347 082 99 (ID)
WIRES ACCORDING TO PSA SPEC N° : 96 095 032 99 (IR) AND 96 347 082 99 (ID)

CONTACT *MALE TERMINAL*									SERTISSAGE CUIVRE *WIRE BARREL*				FRETTAGE ISOLANT *INSULATION BARREL*					
														PAR RECOUVREMENT *WITH OVERLAPPING*		AVEC JOINT UNITAIRE *WITH SINGLE SEAL*		
SECTION *GAUGE*	DAC MAXI	DAI MAXI	LNC ±0.25	LNI ±0.25	DCS±0.10	DIS±0.10	DCSJ±0.10	DISJ±0.10	SECTION *SECTION* mm² THEORIQUE *THEORETIC*	REELLE *REAL*	(LARGEUR) *(WIDTH)* (G±0.04)	HAUTEUR *HEIGHT* C ±0.04	Ø EQU. *Ø EQU.*	(LARGEUR) *(WIDTH)* (F±0.08)	(HAUTEUR) *(HEIGHT)* (D±0.08)	(LARGEUR) *(WIDTH)* (F±0.08	(HAUTEUR) *(HEIGHT)* (D±0.08)	TYPE FIL *WIRE* IR ID
0.35 TO 0.75	0.25	0.25	2.00	2.80	0.50	-0.10	0.50	- 0.40	0.35	0.34	(2.16)	1.18	1.34	(2.61)	(2.25)	(3.05)	(3.03)	
									0.5	0.48	(2.17)	1.22	1.45	(2.62)	(2.40)	(3.09)	(3.06)	
									0.60	0.59	(2.18)	1.26	1.63	(2.65)	(2.88)	(3.24)	(3.14)	
									0.75	0.72	(2.18)	1.28	1.70	(2.64)	(2.77)	(3.19)	(3.11)	
									0.35 + 0.35	0.68	(2.18)	1.27	1.96	(2.67)	(2.98)			
1 TO 2	0.25	0.25	2.40	3.50	0.20	- 0.30	0.20	- 0.60	1	0.93	(2.38)	1.56	2.07	(2.67)	(2.89)	(3.57)	(3.81)	IR
													1.85	(2.67)	(2.87)	(3.53)	(3.68)	ID
									1.4	1.33	(2.32)	1.61	2.32	(2.67)	(3.08)	(3.61)	(3.98)	
									1.5	1.43	(2.34)	1.63	2.47	(2.67)	(3.00)	(3.59)	(3.88)	
									2	1.82	(2.37)	1.66	2.70	(2.67)	(3.29)	(3.69)	(4.28)	
									0.35 + 0.60	0.93	(2.27)	1.56	2.36	(2.67)	(3.11)			
									0.35 + 1	1.27	(2.36)	1.60	2.53	(2.67)	(3.23)			IR
									0.50 + 0.50	0.93	(2.39)	1.57	2.23	(2.67)	(3.19)			
									0.60 + 0.60	1.18	(2.30)	1.59	2.71	(2.67)	(3.37)			

(801) (VALEUR): UNIQUEMENT POUR INFORMATION (VALUE): *FOR INFORMATION ONLY*

2 CONTACT / *MALE TERMINAL*

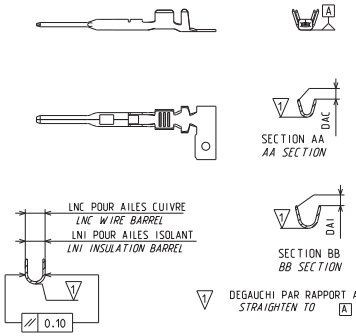

1 DEGAUCHI PAR RAPPORT A A
STRAIGHTEN TO A

NOTICE DE CONTROLE
AU PIED A COULISSE OU AU PROJECTEUR DE PROFIL. VERIFIER LES COTES INDIQUEES SUR LE DESSIN DE LA LANGUETTE.
METTRE LES AILES PARALLELES A L'AIDE D'UN MONTAGE APPROPRIE. PUIS MESURER LA COTE

CONTROL SPECIFICATION
SLIDING CALIPER OR PROFIL PROJECTOR. MEASURE THE INDICATED DIMENSION ON THE DRAWING.
PUT THE BARRELS PARALLEL WITH AN ADAPTED MOUTING. AND MEASURE THE OBTAINED DIMENSION.

3 PREPARATION DES FILS / *WIRE PREPARATION*

LONGUEUR DE DENUDAGE DES FILS : (X = 5.00)
STRIP WIRE LENGHT

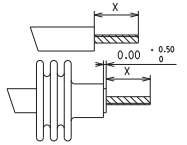

AILES DE SERTISSAGE
INSULATION BARRELS

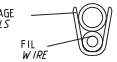

SERTISSAGE AVEC FILS SUPERPOSES: METTRE LE PETIT FIL EN DESSOUS
CRIMPING WITH SUPERPOSED WIRES: PUT SMALL ONE BELOW

REFERENCE JOINT: *SEAL PARTNAME*			
0.35 TO 0.75		1 TO 2	
MVL	DELPHI	MVL	DELPHI
211 M 0007	10736278	211 M 0008	10736279

4 SERTISSAGE / *CRIMP*

SUR FIL ET SUR JOINT UNITAIRE
ON WIRE AND ON SINGLE SEAL

DEFORMATION MAXI AUTORISEE APRES SERTISSAGE:
±4° ENTRE AXE ZONE A ET BORD ZONE C
±2° ENTRE AXE ZONE A ET AXE ZONE B

AUTHORIZED DEFORMATION MAXI AFTER CRIMPING:
±4° BETWEEN ZONE A AXIS AND ZONE C
±2° BETWEEN ZONE A AXIS AND ZONE B AXIS

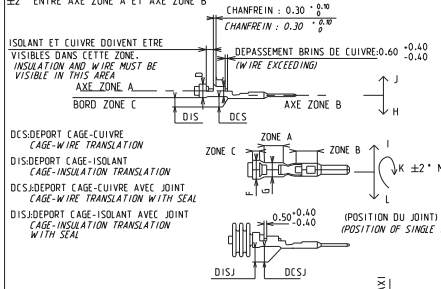

TEMOIN DE DECOUPE EN PARTIE ARRIERE UNIQUEMENT
STAMPING WITNESS ONLY IN THE REAR PART

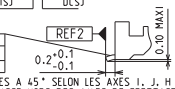

TENUE DE L'ISOLANT: APRES 8 PLIAGES A 45° SELON LES AXES I, J, H ET L. L'ISOLANT NE DOIT PAS AVOIR GLISSE HORS DES AILES DE FRETTAGE
KEEPING OF INSULATION: AFTER 8 BENDINGS AT 45° IN I, J ,H AND L AXES. THE INSULATION MUST NOT MOVE OUT OF THE INSULATION BARRELS.

5 CONDITIONNEMENT / *PACKAGING*

CONDITIONNEMENT SUIVANT NORME GALIA
PACKAGING ACCORDING TO GALIA SPECIFICATION

Suivant PU N°066
Following PU N° 066

EC# NO. NUMERO ECR	POSITION POSITION	CHANGE DESCRIPTION MODIFICATION
-	-	DELPHI P/N ADDED

PRODUCT SPEC. SPECIF. PRODUIT: - | PACKAGING SPEC. SPECIF. EMBALLAGE: - | APPLICATION SPEC. SPECIF. APPLICATION: -

COPYRIGHT DELPHI CORPORATION AND/OR ITS AFFILIATES. ALL RIGHTS RESERVED. REVISED
THIS DRAWING IS THE PROPERTY OF DELPHI CORPORATION AND CONTAINS DELPHI CONFIDENTIAL INFORMATION. THE REPRODUCTION, DISTRIBUTION AND UTILIZATION OF THIS DRAWING OR ITS RELATED CAD DATA, AS WELL AS COMMUNICATION OF ANY CONTENT TO OTHERS, WITHOUT EXPRESS AUTHORIZATION, IS PROHIBITED.
CE PLAN EST LA PROPRIETE DE DELPHI CORPORATION ET CONTIENT DES INFORMATIONS DELPHI CONFIDENTIELLES. LA REPRODUCTION, LA DISTRIBUTION ET L'UTILISATION DE CE DOCUMENT OU DE SES DONNEES MNEMONIQUES CAD, AINSI QUE LA COMMUNICATION DE TOUT CONTENU A AUTRUI, SANS AUTORISATION EXPRESSE, EST INTERDITE.

TOLERANCES TOLERANCES: ±0.2 ± 2° | MATERIAL : MATIERE : SEE TABLE | SURFACE FINISH ETAT DE SURFACE: - | DELPHI PACKARD ELECTRICAL/ELECTRONIC ARCHITECTURE CHERNAY, FRANCE

CONTEXPART N. CONTEXPART N°: - | COLOUR COULEUR : - | TOOL NO. OUTIL N°: - | TCD Lvl. CAM CODE D.E.: FE | ISO PROJECTION PROJECTION ISO | DIMENSION IN MILLIMETERS DIMENSIONS EN MILLIMETRES

DO NOT MEASURE DRAWING NE PAS PRENDRE DE COTES

	DATE DATE	NAME NOM
CREATED BY CREE PAR	1993-03-05	GM
MODIFIED BY MODIF. PAR	2013/08/05	F.FAURE
CHECKED BY VERIF. PAR	2013/08/06	Pascal MENARD
APPROVED BY APPR. PAR	2013/08/13	Patrick CAPPE

FILE NAME NOM DE FICHIER: 211FT0015

TITLE DESIGNATION: **15 X 0.8 MALE TERMINAL**

PROJECT PROJET: **SCMA 2**

ECR NO. NUMERO ECR: FRA-049 | KIT NO. NUMERO CAE: -

DOCUMENT UNDER PCS CONTROL DOCUMENT GERE SOUS P.C.S. NO MODIFICATION ALLOWED OUTSIDE PAS DE MODIFICATION EN DEHORS

DRAWING NUMBER REF. PLAN: 211FT0015 | REV. IND.: C

STATE ETAT: SERIAL RELEASED

PART NUMBER REF. ARTICLE: See Table | REV. IND.: -

CAD SYSTEM: pro / eng. | DIM. STYLE FORMAT: A1 | APPROVAL LEVEL NIV D'APPROBATION: - | SHEET FEUILLE: 3 of 3 sur 3 | SCALE ECH.: 2:1

X-ON Electronics

Largest Supplier of Electrical and Electronic Components

Click to view similar products for Automotive Connectors ***category:***

Click to view products by APTIV ***manufacturer:***

Other Similar products are found below :

003-018-000 60403001 60993906-B 629515004020001 M902-2131 M902-2161 72.330.1035.1 73.353.4028.0 F119300-B F166900 F258300-B F358300-B F407400 F444110 F487000 F509500B-B 827153-1 8N1515-32-24P 9-1326729-8 925474-1 928905-1 964562-4 968782-1 GT17SA-8DS-HU 98891-1012 98947-1016 12004475-L 12010290 12010309-B 12015454 12020219-B 12020308 12041318-B 12052225-L 12052466 12059125 12064869 12004327-B 12010503-B 12015308 12015384 12015909 1-21030-1 12041254 12041318 12047946-B 12047957 12047957-L 12059473 12066261