211 M 0007

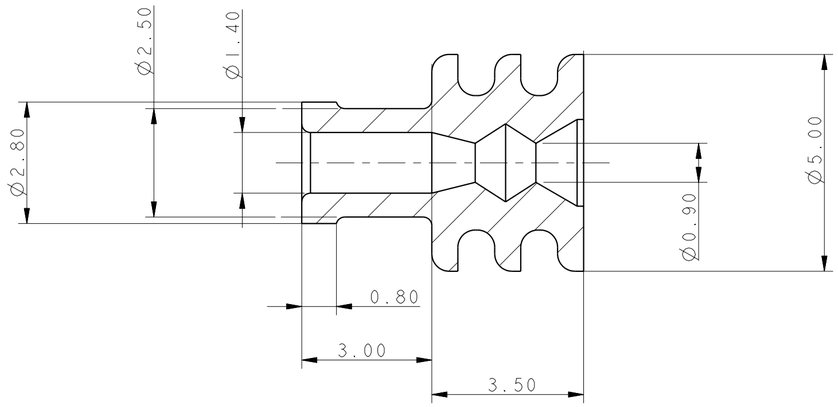

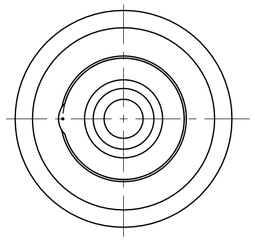

SCALE 10:1

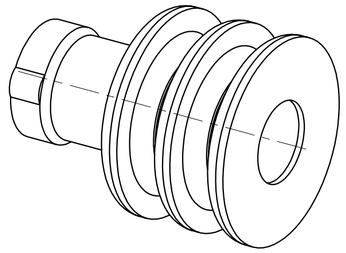

211 M 0008

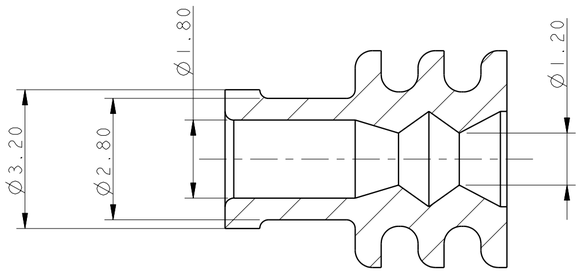

SCALE 10:1

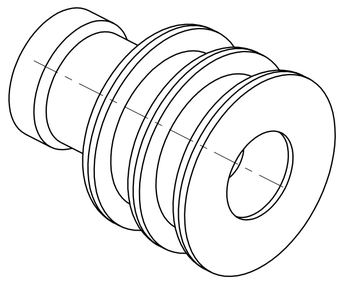

AUTRES COTES IDEM 211 M 0007
OTHER DIMENSIONS AS 211 M 0007

211 M 0012

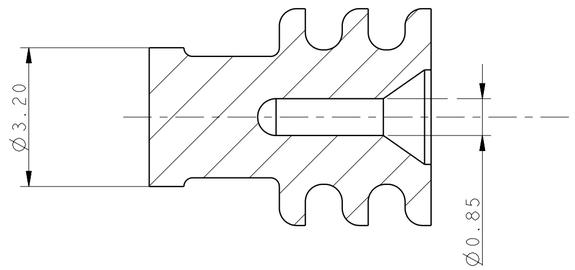

SCALE 10:1

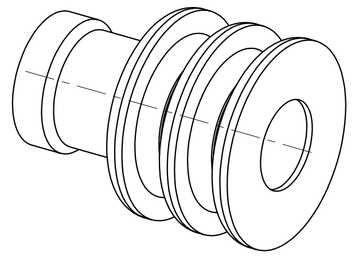

AUTRES COTES IDEM 211 M 0007
OTHER DIMENSIONS AS 211 M 0007

	(F) SANCTION *REQUIREMENT*
EFFORT D'INSERTION DES BOUCHONS *PLUGS INSERTION FORCE*	<OU= 15 N
RESISTANCE MAXIMUM DES BOUCHONS A LA PRESSION *PLUG MAXIMUM PRESSURE RESISTANCE*	>OU= 0.60 BAR
CAHIER DE MISE EN OEUVRE CONNECTIQUE DES BOUCHONS D'ALVEOLE *USER'S MANUAL CAVITIES PLUGS*	PU 106

NOTA :
DIAMETRE ISOLANT: POUR INFORMATION,
VOIR TABLEAU Ø DES FILS QUALIFIES SUR LES PLANS DES CONTACTS.
NOTE:
WIRE DIAMETER: FOR INFORMATION
SEE TABLE ON TERMINAL DRAWINGS FOR VALITED WIRES

REF.PIECE *PART NUM*	INDICE *REVISION*	REFERENCE STARLIM *STARLIM P/N*	COULEUR *COLOR*	TAUX HUILE *RATE OF OIL*	DURETE Shore A *TOUGHNESS shore A*	PRESSION D'ETANCHEITE *SEALING PRESSURE*	DIAMETRE ISOLANT *WIRE DIAMETER* (mm) MIN	MAX	MASSE *WEIGHT* (g)	
211 M 0007	E	WA 3211	JAUNE *YELLOW*	2% ± 0.10%	54 ±4		(1.25)	(1.90)	0.061	
211 M 0008	E	WA 3212	VERT *GREEN*	2% ± 0.10%	54 ±4		(1.75)	(3.00)	0.058	
211 M 0012	(F) F	WA 3213	BLANC *WHITE*	(F) 0%	(F) 51 ±4	(F) 0.5 BAR	BOUCHON *PLUG*		0.075	(F)

A 08 005	-	-
	-	DELETE DIMENSIONS NONFUNCTIONAL
	B9	ADD REQUIREMENT + PU 106
	A7	ADD COLUMN SEALING PRESSURE
	-	DM 07-069

ECN-NO. *NUMERO ECN* | POSITION *POSITION* | CHANGE DESCRIPTION *MODIFICATION*

PRODUCT SPEC. *SPECIF. PRODUIT* - | PACKAGING SPEC. *SPECIF. EMBALLAGE* - | APPLICATION SPEC. *SPECIF. APPLICATION* -

THIS DRAWING AND ALL OTHER INFORMATION CONTAINED THEREIN IS PROPRIETARY AND THE PROPERTY OF FCI. This drawing may not be copied, reproduced or disclosed to any third party without the expressed written permission of FCI. © FCI April 1999

CE PLAN ET LES INFORMATIONS CONTENUES DANS CE PLAN SONT PROPRIETAIRES ET LA PROPRIETE DE FCI. Ce plan ne peut être copié, reproduit ou transmis sans l'autorisation expresse et écrite de FCI. © FCI Avril 1999

TOLERANCES *TOLERANCES* ±0.1 ±2° - | MATERIAL : *MATIERE :* SILICONE - | SURFACE FINISH *ETAT DE SURFACE* - -

COUNTERPART Nr. *CONTRE-PARTIE N°* - | COLOUR : *COULEUR :* SEE TABLE

DO NOT MEASURE DRAWING *NE PAS PRENDRE DE COTES* | TOOL NO. *OUTIL N°* - | ECO Loc. Code *CODE B.E.* FE

	DATE *DATE*	NAME *NOM*
CREATED BY *CREE PAR*	2002/05/07	ISAMBERT
MODIFIED BY *MODIF. PAR*	2008/01/23	Armand TECHENE
CHECKED BY *VERIF. PAR*	2008/01/23	Paulo DEMATOS
APPROVED BY *APPR. PAR*	2008/01/23	Pascal MENARD

TITLE *DESIGNATION* **SICMA 1.5 RANGE 1 & 2 SWS**

PROJECT *PROJET* **SINGLE WIRE SEAL & PLUG**

ESR NO. *NUMERO ESR* produit std | CAT. NO. *NUMERO CAT.* 211 M 0007

FILE NAME *NOM DE FICHIER* 211FT0433

DOCUMENT UNDER PDS CONTROL NO MODIFICATION ALLOWED OUTSIDE | ***DOCUMENT GERE SOUS P.D.S. PAS DE MODIFICATION EN DEHORS***

DRAWING NUMBER *REF. PLAN* **211FT0433** | REV. *IND.* **F**

STATE *ETAT* **SERIAL RELEASED**

PART NUMBER *REF. ARTICLE* **See Table** | REV. *IND.* -

ISO PROJECTION *PROJECTION ISO* | DIMENSION IN MILLIMETERS *DIMENSIONS EN MILLIMETRES* | CAD SYSTEM pro / eng. | DWG SIZE *FORMAT* A2 | APPROVAL LEVEL *NIV. D'APPROBATION* - | SHEET *FEUILLE* 1 of 1 sur 1 | SCALE *ECH.* 13:1

EUR C04 112 F29 PDS

X-ON Electronics

Largest Supplier of Electrical and Electronic Components

Click to view similar products for Automotive Connectors ***category:***

Click to view products by APTIV ***manufacturer:***

Other Similar products are found below :

003-018-000 60403001 60993906-B 629515004020001 M902-2131 M902-2161 72.330.1035.1 73.353.4028.0 F119300-B F166900 F258300-B F358300-B F407400 F444110 F487000 F509500B-B 827153-1 8N1515-32-24P 9-1326729-8 925474-1 928905-1 964562-4 968782-1 GT17SA-8DS-HU 98891-1012 98947-1016 12004475-L 12010290 12010309-B 12015454 12020219-B 12020308 12041318-B 12052225-L 12052466 12059125 12064869 12004327-B 12010503-B 12015308 12015384 12015909 1-21030-1 12041254 12041318 12047946-B 12047957 12047957-L 12059473 12066261