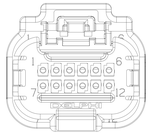


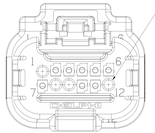


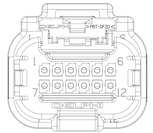


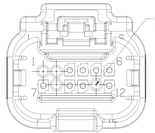





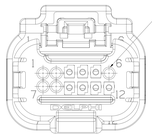


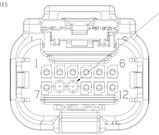


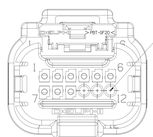

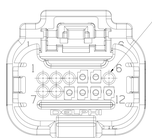


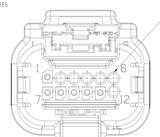


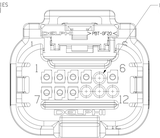


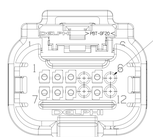


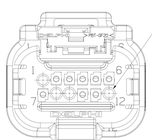


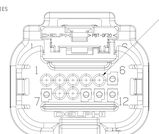


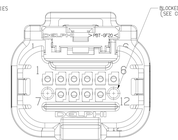


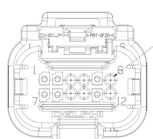


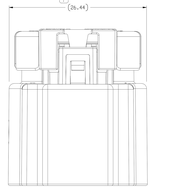


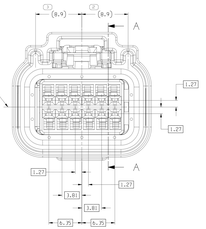


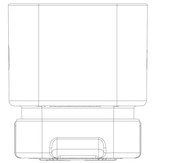

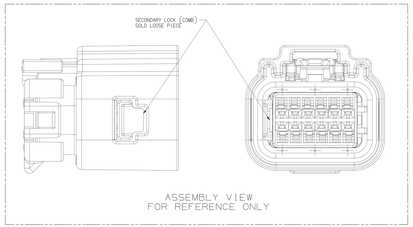


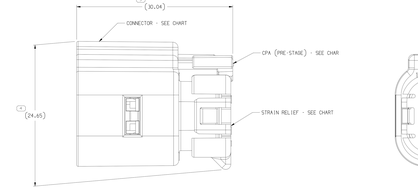


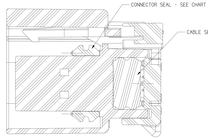




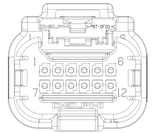


| SYMBOL DEFINITION | | |
|---|---|---|
| A DIMENSION WITHOUT AN INSPECTION REPORT SYMBOL DOES NOT REQUIRE INSPECTION. IT MAY BE CONTROLLED ON THE INDIVIDUAL COMPONENT DRAWING. | TOTAL NO OF INSPECTIONS REQUIRED | 5 |
| | LAST NO. USED | 5 |

| MISSING SYMBOLS |
|---|
| NO MISSING SYMBOL NUMBER |

| DWG STATUS | | | | | REVISION HISTORY | | | | | | | |
|---|---|---|---|---|---|---|---|---|---|---|---|---|
| STATUS | ISSUE | DATE | ECO | ZONE | | | | | | ECO | DR | DH |
| | 2DE87 | R | 01 | - | - | 1b78b30 #45 REJIGGING<br>ALL PARTS - REVISED AND RELEASED | | | | 413999 | SLG | AM |
| | 2NJNE | R | 02 | - | - | ALL PARTS - REV COLUMN ADDED TO CHART | | | | 405153 | PJP | CJL |
| | 2NMJG | R | 03 | - | - | ALL PARTS - ADDED DISENGAGE FORCE NOTE | | | | 412441 | MRG | MB |
| | 2NMP10 | R | 04 | - | - | 1 3021423 & 1 3021424 - RELEASED;<br>ALL PARTS - ADDED VIEW TYPES | | | | 416633 | ARC | MB |
| | 2EJL10 | R | 05 | - | - | 1 3013361 - RELEASED | | | | 411411 | ESC | ESC |
| | 2NAG10 | R | 06 | - | - | ALL PARTS - REMOVED SECONDARY LOCK COMP<br>1b78b36 AND ADDED REFERENCE VIEW | | | | 411780 | AHT | AM |
| | 1DNG10 | R | 07 | - | - | 1 3021423-24 - REVISED LOCKED CAVITIES | | | | 412546 | MRG | MB |
| | 1EJA11 | R | 08 | - | - | 1b78b30-39-A (3013181) - CREATED<br>CUSTOMER PART DRAWING | | | | 412918 | MAB | AA |
| | 1MP11 | R | 09 | - | - | 1 3081217 - RELEASED | | | | 413944 | MB | EZ |
| | 2FJA11 | R | 10 | - | - | 1b78b39 - CORRECTED REV LEVEL | | | | 414439 | MAB | AM |
| | 2NMG2 | R | 11 | - | - | ALL PARTS - DRAWING NAME WAS ASM CONN 12<br>W1060 PKT 1.2 SLD | | | | 417378 | JED | JRV |
| | 2DJN2 | R | 12 | - | - | 1 1962992 - RELEASED | | | | 418135 | JNK | AA |
| | 1DSE2 | R | 13 | - | - | 1 1962992 - UPDATED PART AVAILABILITY | | | | 421171 | JNK | AT |
| | 1EAG2 | R | 14 | - | - | 3 3139148 - RELEASED | | | | 427407 | AJP | DG |
| | 2FAJ2 | R | 15 | - | - | 1554997B, 1554998G & 3 3139284 - RELEASED | | | | 427412 | JAR | JRL |
| | 2NAG2 | R | 16 | - | - | 1554997B - BLOCKED CAVITIES WERE 2 & 4;<br>1554998G - CORRECTED BLOCKED CAVITY INFO<br>ON CHART | | | | 429690 | DDH | DDL |
| | 3DDE2 | R | 17 | - | - | 3 3137732, 3 3137730 & 3 3132151 - RELEASED;<br>3 3137730 & 3 3132151 - UPDATED;<br>3 3137730 & 3 3132151 - INACTIVE | | | | 429731 | DRA | JNK |
| | 1EFE4 | R | 18 | - | - | 3 3139148 - UPDATED PART AVAILABILITY | | | | 425502 | AMC | DNL |
| | 1BFE4 | R | 19 | - | - | 1554997B, 1554998G, 3 3137732, 3 3137730,<br>3 3139284 & 3 3132151 - ACTIVE | | | | 425582 | DDD | DDL |
| | 1NNG4 | R | 20 | - | - | 3 3178009 & 3 3178007 - RELEASED | | | | 428203 | DDH | DDL |
| | 2NAF4 | R | 21 | - | - | 1554997B, 1554998G, 3 3139284, 3 3137730,<br>3 3137732 - UPDATED PART AVAILABILITY. | | | | 429444 | AYT | AYT |
| | 2DMJ5 | R | 22 | - | - | 3 3178009,3 3178007 - STRAIN RELIEF WAS<br>1554997C, CPA WAS 1 1962992 & UPDATED<br>3D/2MDD4 A1 (1.1.5) | | | | 429836 | DPH | DPH |
| | 1DNJ5 | R | 23 | - | - | 3 3178009 & 3 3178007 - UPDATED PART<br>AVAILABILITY | | | | 431364 | DPH | DPH |
| | 1NNG6 | R | 24 | - | - | 3 5126407 & 3 5126726 - RELEASED | | | | 434940 | AHT | AHT |
| | 2JAG7 | R | 25 | - | - | 3 5067299-30 - RELEASED | | | | 436955 | JAR | JAR |
| | 2MDE8 | R | 26 | - | - | 3 5067299-30B - UPDATED PART AVAILABILITY;<br>1 3025422-24,3 3139148 - UPDATED TYPE LABEL | | | | 441389 | DDD | DDD |
| | 1DTE20 | R | 27 | - | - | 3 5112839 - RELEASED | | | | 553871 | AHT | JAA |
| | 2FAJE2 | R | 28 | AA | - | ADD NEW PN 3 5681845. | | | | 447939 | ZLS | HZ |
| | 1ZJE2 | R | 29 | AA | - | 3 5681845 CHANGE CPA COLOUR | | | | 447939 | ZLS | HZ |
| | 1EJAE2 | R | 30 | AB | - | 3 5681845 LINK 3D | | | | 447939 | ZLS | HZ |

NOTES

1. UNLESS OTHERWISE SPECIFIED AND/OR INDICATED:

   DIMENSIONS ARE TO FACE OF VIEW SHOWN AND AUTOMATICALLY ROUNDED BY COMPUTER FOR INSPECTION (SEE MATH MODEL FOR PRECISE DIMENSIONS). FOR ALL OTHER DIMENSIONS NOT SHOWN BUT REQUIRED FOR TOOL BUILD, SEE MATH MODEL FOR PRECISE TOOL PATH DATA.

2. WHEN PARTS ARE SHIPPED THEY MUST BE PACKED IN PLASTIC BASS OR SHIPPING CONTAINERS MUST BE LINED WITH PLASTIC LINERS. BASS OR LINERS MUST BE SEALED TO AVOID FOREIGN MATTER.

3. THIS PART IS NOT CONTROLLED FOR AUTOMATIC FEEDING.

4. FOR APPLICATION DATA SEE THE INDIVIDUAL APPLICATION DRAWINGS.

5. THE FORCE TO DISENGAGE THE SECONDARY LOCK CAN BE BETWEEN 0 AND 13N.

6. THIS PRODUCT IS NOT CATEGORIZED AS AN APPEARANCE ITEM. MINOR IMPERFECTIONS INCLUDING, BUT NOT LIMITED TO, FLOW MARKS, COLOR FLUMINESS, GATE VESTIGE, AND SOFT FLASH DONT DO NOT AFFECT THE FIT, FORM, OR FUNCTION OF THE PART ARE PERMISSIBLE PER EAAP.4-1.C5.01.EN.

7. SEALING CODE 3 - DESIGN WILL PASS SALT FOG AND IMMERSION TEST AFTER CONDITIONING AS SPECIFIED IN ESA-644 (WEATHER-PACK),ESA-710 (METRI-PACK), ESA-650 (UNDERHOOD WIZRD-PACK), C-4006 (MULTI-PACK) WHEN MATED TO MATING PART OR EQUIVALENT.

| | | | | | | | | | | | | |
|---|---|---|---|---|---|---|---|---|---|---|---|---|
| | 3 5681845 | 01 | - | 101 | 1b78b37 | 1b78b35 | 1b78b34 | 1b78b33 | 3 3135758 | - | - | - |
| | 3 5512835 | 01 | - | 118 | 1b78b37 | 1b78b35 | 1b78b34 | - | 3 5512834 | - | - | 2,4,8 |
| | 3 5067299 | 01 | AA | 105 | 1b78b37 | 1b78b35 | 1b78b34 | - | 3 5067295 | 1 5488490 | - | 1,3,4,5,9,12 |
| | 3 5067299 | 01 | AA | 106 | 1b78b37 | 1b78b35 | 1b78b34 | - | 3 5067295 | 1 5488490 | - | 4,5,10,12 |
| | 3 5009426 | 01 | - | - | 1b78b37 | 1b78b35 | 1b78b34 | - | 3 5009429 | 1 1962992 | - | 1,3,12,13 |
| | 3 5009441 | 01 | - | - | 1b78b37 | 1b78b35 | 1b78b34 | - | 3 5009429 | 1 1962992 | - | - |
| | 3 3178007 | 01 | AB | 101 | 3 3177920 | 1b78b35 | 1b78b34 | 1 3178033 | 1 5488490 | - | - | - |
| | 3 3178000 | 02 | AB | 101 | 3 3177918 | 1b78b35 | 1b78b34 | 1 3178033 | 1 5488490 | - | - | - |
| | 3 3132151 | 01 | AA | 112 | 1b78b37 | 1b78b35 | 1b78b34 | 3 3132153 | 1 3962982 | - | - | 3,12 |
| | 3 3137732 | 01 | AB | 112 | 1b78b37 | 1b78b35 | 1b78b34 | 3 3137731 | 1 5488490 | - | - | 5,10,11,12 |
| | 3 3137730 | 01 | AB | 111 | 1b78b37 | 1b78b35 | 1b78b34 | 3 3137729 | 1 5488490 | - | - | 4,10,11,12 |
| | 3 3139284 | 01 | AC | 110 | 1b78b37 | 1b78b35 | 1b78b34 | 3 3139283 | 1 3962982 | - | - | 3,4,10,11,12 |
| | 1 5548980 | 01 | AC | 109 | 1b78b37 | 1b78b35 | 1b78b34 | 1 5548979 | 1 3962982 | - | - | 1,2,3,4,5,8,9 |
| | 1 5548978 | 02 | AC | 107 | 1b78b37 | 1b78b35 | 1b78b34 | 1 5548977 | 1 3962982 | - | - | 2,4 |
| | 3 3139148 | 01 | AB | 106 | 1b78b37 | 1b78b35 | 1b78b34 | 3 3139149 | 1 3962979 | - | - | 1,8,9,12 |
| | 1 3962992 | 01 | AA | 105 | 1b78b37 | 1b78b35 | 1b78b34 | 1 3962991 | 1 3962982 | - | - | 1,8,9,12 |
| | 3 3081217 | 01 | AA | 108 | 1b78b37 | 1b78b35 | 1b78b34 | 3 3081880 | 1 5488490 | - | - | 3,4,5,6,12 |
| | 3 3113161 | 01 | AC | 105 | 1b78b37 | 1b78b35 | 1b78b34 | 3 3113108 | 1 5488490 | - | - | 1,8,9,12 |
| | 3 3025424 | 02 | AB | 104 | 1b78b37 | 1b78b35 | 1b78b34 | 3 3025421 | - | - | - | 1,2,3,8,9,10 |
| | 3 3025424 | 02 | AB | 103 | 1b78b37 | 1b78b35 | 1b78b34 | 3 3025420 | - | - | - | 1,2,8,9,10 |
| | 1b78b39 | 02 | AA | 102 | 1b78b37 | 1b78b35 | 1b78b34 | 1b78b33 | - | - | - | - |
| | 1b78b38 | 01 | AF | 101 | 1b78b37 | 1b78b35 | 1b78b34 | 1b78b33 | 1 5488490 | - | - | - |
| PART NO | | REV | N/P | TYPE | CONNECTOR | CONNECTOR SEAL | CABLE SEAL | STRAIN RELIEF | CPA | BLOCKED CAVITIES | | |

THIS DRAWING IS THE PROPRIETARY PROPERTY OF DELPHI TECHNOLOGIES PLC. ANY REPRODUCTION OR DISTRIBUTION WITHOUT PERMISSION IS STRICTLY PROHIBITED.

PART DRAWING

UNLESS OTHERWISE SPECIFIED

THIS DRAWING IS THE PROPERTY OF DELPHI CORPORATION OR DELPHI AUTOMOTIVE SYSTEMS LLC AND IS LOANED TO THE RECIPIENT. REPRODUCTION OF THIS DRAWING OR ITS DETAILS INTO ANY FORM WITHOUT PRIOR WRITTEN CONSENT IS PROHIBITED.

| | | |
|---|---|---|
| DR | G. LOPEZ Jr. | 2DDE1 |
| DSGN | J. VILLAMIL | 2DDE1 |
| APPR | J M DIDRICSON | 2DDE1 |

SEE CHART

TAKI ASM CONN 12 ECS 1.2 SLD

DELPHI
CONNECTION SYSTEMS

COPYRIGHT 2007 DELPHI AUTOMOTIVE SYSTEMS HOLDINGS LLC. ALL RIGHTS RESERVED.

THIS DRAWING IS THE PROPERTY OF DELPHI CORPORATION OR DELPHI AUTOMOTIVE SYSTEMS LLC AND IS LOANED TO THE RECIPIENT. REPRODUCTION OF THIS DRAWING OR ITS DETAILS INTO ANY FORM WITHOUT PRIOR WRITTEN CONSENT IS PROHIBITED.

DIMENSIONS ARE IN MILLIMETERS

DIMENSIONS ENCLOSED IN A RECTANGLE ARE CRITICAL TO FUNCTION

THIRD ANGLE PROJECTION

DO NOT SCALE ON THIS DRAWING

DELPHI NX

| DIMENSIONAL TOLERANCES UNLESS OTHERWISE SPECIFIED | | | | | | | |
|---|---|---|---|---|---|---|---|
| DIM | 0.5 | 1.0 | 2.0 | 5.0 | 10.0 | 20.0 | 50.0 |
| TOL | ±0.25 | ±0.25 | ±0.25 | ±0.25 | ±0.25 | ±0.25 | ±0.25 |
| DIM | 100.0 | 200.0 | 500.0 | 1000.0 | 2000.0 | 5000.0 | |
| TOL | ±0.25 | ±0.25 | ±0.25 | ±0.25 | ±0.25 | ±0.25 | |

ANGULARITY ±0°30'0.0" (±0.5°)
DIMENSIONS FOR BOTH CAVITIES

DRAWING NUMBER: 1 3678640
SIZE: A1a4 | SCALE: 5:1 | SHEET: 1 OF 2 | REV: 0 | 26 AS

04081 3 1

# X-ON Electronics

Largest Supplier of Electrical and Electronic Components

***Click to view similar products for*** Automotive Connectors ***category:***

***Click to view products by*** APTIV ***manufacturer:***

Other Similar products are found below :

003-018-000 60993906-B M902-2131 M902-2161 M902-2344 72.330.1035.1 73.353.4028.0 F166900 F358300-B F407400 776880-1 827153-1 8N1515-32-24P 9-1326729-8 925474-1 928905-1 964562-4 968782-1 98891-1012 12004475-L 12020308 12041318-B 12052466 12064869 12015909 1-21030-1 12041254 12041318 12047946-B 12110546-B 12131792 12084688 12092346 HD34-18-14PT HD46-24-23SN-059 HDB36-24-16PN-059 HDP26-24-9SE-L015 12185280 12185550 12336-12 12191172-B 12S 13545280 13577943 13681974 13737722-B 13830674 13832576 13849772 13542772