


FEATURES

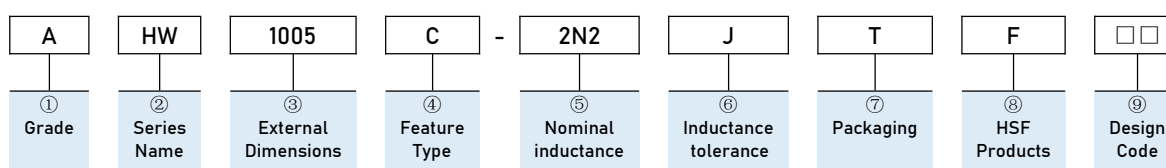
- High Q value and high self-resonant frequency with ceramic material.
- Small chip suitable for surface mounting .
- Tight inductance tolerance and high reliability.
- Operating Temperature: -40°C~+85°C .
- RoHS, Halogen Free and REACH Compliance.



APPLICATIONS

- Bluetooth, Broadband network,W-LAN.
- Mobile phones and other electronic devices.
- High frequency circuit in telecommunication.

PART NUMBERING



| ① Grade | |
|---------|------------|
| A | Grade Code |

| ② Series Name | |
|---------------|---|
| HW | High Frequency Wire Wound Chip Inductor |

| ③ External Dimensions | |
|-----------------------|-------------|
| | 1005 [0402] |
| | 1608 [0603] |
| | 2012 [0805] |
| | 2520 [1008] |
| | 3225 [1210] |

| ④ Feature Type | |
|----------------|--------------|
| C | Ceramic core |

| ⑤ Nominal inductance | |
|----------------------|---------------------------|
| Code (example) | Nominal inductance [nH] |
| 2N2 | 2.2nH |
| 10N | 10nH |
| R10 | 100nH |

| ⑦ Packaging | |
|-------------|-------------|
| T | Tape & Reel |

| ⑥ Inductance tolerance | |
|------------------------|----------------------|
| Code (example) | Inductance tolerance |
| J | ±5% |
| K | ±10% |
| M | ±20% |

| ⑨ Design Code | |
|---------------|---------------------------|
| □□ | Standard product is blank |

| ⑧ HSF Products | |
|----------------|-----------------------------------|
| F | Hazardous Substance Free Products |

Dimensions & Recommended Land Pattern



Recommended Land Pattern

Unit: mm

| Series | Dimensions | | | Recommended Land Pattern | | |
|----------|------------|--------|--------|--------------------------|--------|--------|
| | A Max. | B Max. | C Max. | I Typ. | H Typ. | J Typ. |
| AHW1005C | 1.2 | 0.7 | 0.64 | 0.36 | 0.66 | 0.46 |
| AHW1608C | 1.8 | 1.12 | 1.01 | 0.64 | 1.02 | 0.64 |
| AHW2012C | 2.29 | 1.73 | 1.55 | 1.02 | 1.78 | 0.76 |
| AHW2520C | 2.92 | 2.75 | 2.29 | 1.02 | 2.54 | 1.27 |
| AHW3225C | 3.55 | 2.95 | 2.6 | 1.02 | 2.85 | 1.78 |

Electrical Characteristics

● AHW1005C Series

| Part Number | Inductance | L/Q Test Freq. | Heat Rating Current Max. | Quality Factor | Self-resonant Frequency | DC Resistance Max. |
|-----------------|------------|----------------|--------------------------|----------------|-------------------------|--------------------|
| Units | nH | MHz | mA | - | MHz | Ω |
| Symbol | L | Freq. | I _{rms} | Q | S.R.F | DCR |
| AHW1005C-1N0□TF | 1 | 250 | 1360 | 10 | 12900 | 0.045 |
| AHW1005C-2N2□TF | 2.2 | 250 | 960 | 21 | 10800 | 0.090 |
| AHW1005C-2N4□TF | 2.4 | 250 | 920 | 22 | 10650 | 0.120 |
| AHW1005C-2N6□TF | 2.6 | 250 | 880 | 23 | 10500 | 0.150 |
| AHW1005C-2N7□TF | 2.7 | 250 | 860 | 22 | 10400 | 0.170 |
| AHW1005C-3N3□TF | 3.3 | 250 | 840 | 24 | 7000 | 0.076 |
| AHW1005C-3N9□TF | 3.9 | 250 | 840 | 24 | 6000 | 0.076 |
| AHW1005C-4N7JTF | 4.7 | 250 | 640 | 20 | 4770 | 0.130 |
| AHW1005C-5N6JTF | 5.6 | 250 | 760 | 25 | 4800 | 0.110 |
| AHW1005C-6N8JTF | 6.8 | 250 | 680 | 24 | 4800 | 0.120 |
| AHW1005C-8N2JTF | 8.2 | 250 | 680 | 25 | 4400 | 0.150 |
| AHW1005C-10NJTF | 10 | 250 | 480 | 24 | 3900 | 0.200 |
| AHW1005C-12NJTF | 12 | 250 | 640 | 26 | 3600 | 0.120 |
| AHW1005C-15NJTF | 15 | 250 | 560 | 26 | 3280 | 0.170 |
| AHW1005C-18NJTF | 18 | 250 | 420 | 25 | 3100 | 0.230 |
| AHW1005C-20NJTF | 20 | 250 | 420 | 26 | 3000 | 0.250 |
| AHW1005C-22NJTF | 22 | 250 | 400 | 25 | 2800 | 0.300 |
| AHW1005C-27NJTF | 27 | 250 | 400 | 25 | 2480 | 0.300 |
| AHW1005C-33NJTF | 33 | 250 | 400 | 24 | 2350 | 0.400 |
| AHW1005C-39NJTF | 39 | 250 | 200 | 25 | 2100 | 0.550 |
| AHW1005C-47NJTF | 47 | 250 | 150 | 25 | 2100 | 0.830 |
| AHW1005C-56NJTF | 56 | 250 | 100 | 25 | 1760 | 0.970 |
| AHW1005C-68NJTF | 68 | 250 | 100 | 25 | 1620 | 1.500 |

Electrical Characteristics

● AHW1005C Series

| Part Number | Inductance | L/Q Test Freq. | Heat Rating Current Max. | Quality Factor | Self-resonant Frequency | DC Resistance Max. |
|-----------------|------------|----------------|--------------------------|----------------|-------------------------|--------------------|
| Units | nH | MHz | mA | - | MHz | Ω |
| Symbol | L | Freq. | Irms | Q | S.R.F | DCR |
| AHW1005C-82NJTF | 82 | 250 | 50 | 25 | 1260 | 1.800 |
| AHW1005C-91NJTF | 91 | 250 | 30 | 24 | 1160 | 2.200 |
| AHW1005C-R10JTF | 100 | 250 | 30 | 24 | 1160 | 2.500 |
| AHW1005C-R12JTF | 120 | 250 | 30 | 24 | 1100 | 2.200 |
| AHW1005C-R15JTF | 150 | 250 | 20 | 10 | 1000 | 4.000 |

● AHW1608 Series

| Part Number | Inductance | L/Q Test Freq. | Heat Rating Current Max. | Quality Factor | Self-resonant Frequency | DC Resistance Max. |
|-----------------|------------|----------------|--------------------------|----------------|-------------------------|--------------------|
| Units | nH | MHz | mA | - | MHz | Ω |
| Symbol | L | Freq. | Irms | Q | S.R.F | DCR |
| AHW1608C-2N2□TF | 2.2 | 250 | 700 | 20 | 6800 | 0.25 |
| AHW1608C-2N4□TF | 2.4 | 250 | 700 | 8 | 12500 | 0.25 |
| AHW1608C-2N6□TF | 2.6 | 250 | 700 | 21 | 5000 | 0.044 |
| AHW1608C-2N7□TF | 2.7 | 250 | 700 | 22 | 5900 | 0.045 |
| AHW1608C-3N3□TF | 3.3 | 250 | 700 | 24 | 5860 | 0.102 |
| AHW1608C-4N7JTF | 4.7 | 250 | 700 | 20 | 5800 | 0.116 |
| AHW1608C-6N8JTF | 6.8 | 250 | 700 | 27 | 5800 | 0.110 |
| AHW1608C-8N2JTF | 8.2 | 250 | 700 | 30 | 4200 | 0.115 |
| AHW1608C-10NJTF | 10 | 250 | 700 | 31 | 4800 | 0.130 |
| AHW1608C-15NJTF | 15 | 250 | 700 | 35 | 4000 | 0.170 |
| AHW1608C-18NJTF | 18 | 250 | 700 | 35 | 3100 | 0.170 |
| AHW1608C-22NJTF | 22 | 250 | 700 | 38 | 3000 | 0.190 |
| AHW1608C-27NJTF | 27 | 250 | 600 | 40 | 2800 | 0.220 |
| AHW1608C-43NJTF | 43 | 250 | 600 | 38 | 2000 | 0.280 |
| AHW1608C-47NJTF | 47 | 200 | 600 | 38 | 2000 | 0.280 |
| AHW1608C-56NJTF | 56 | 200 | 600 | 38 | 1900 | 0.310 |
| AHW1608C-68NJTF | 68 | 200 | 600 | 37 | 1700 | 0.340 |
| AHW1608C-82NJTF | 82 | 150 | 400 | 34 | 1700 | 0.540 |
| AHW1608C-91NJTF | 91 | 150 | 400 | 28 | 1600 | 0.580 |
| AHW1608C-R10JTF | 100 | 150 | 400 | 34 | 1400 | 0.580 |
| AHW1608C-R12JTF | 120 | 150 | 300 | 32 | 1300 | 0.650 |
| AHW1608C-R15JTF | 150 | 150 | 280 | 28 | 990 | 0.920 |
| AHW1608C-R16JTF | 160 | 150 | 280 | 28 | 990 | 1.250 |
| AHW1608C-R20JTF | 200 | 100 | 200 | 25 | 900 | 1.980 |
| AHW1608C-R22JTF | 220 | 100 | 200 | 25 | 900 | 2.100 |
| AHW1608C-R24JTF | 240 | 100 | 200 | 25 | 900 | 2.200 |
| AHW1608C-R27JTF | 270 | 100 | 170 | 26 | 830 | 2.160 |
| AHW1608C-R29JTF | 290 | 100 | 100 | 25 | 800 | 3.200 |
| AHW1608C-R30JTF | 300 | 100 | 100 | 25 | 790 | 2.500 |
| AHW1608C-R33JTF | 330 | 100 | 100 | 25 | 790 | 3.890 |
| AHW1608C-R39JTF | 390 | 100 | 100 | 25 | 780 | 4.350 |
| AHW1608C-R47JTF | 470 | 100 | 100 | 25 | 700 | 4.500 |
| AHW1608C-R56JTF | 560 | 100 | 90 | 23 | 460 | 5.000 |

Electrical Characteristics

● AHW2012C Series

| Part Number | Inductance | L/Q Test Freq. | Heat Rating Current Max. | Quality Factor | Self-resonant Frequency | DC Resistance Max. |
|-----------------|------------|----------------|--------------------------|----------------|-------------------------|--------------------|
| Units | nH | MHz | mA | - | MHz | Ω |
| Symbol | L | Freq. | Irms | Q | S.R.F | DCR |
| AHW2012C-2N2□TF | 2.2 | 250 | 800 | 50@1GHz | 7900 | 0.060 |
| AHW2012C-2N7□TF | 2.7 | 250 | 800 | 50@1GHz | 7900 | 0.060 |
| AHW2012C-3N0□TF | 3 | 250 | 800 | 40@1.5GHz | 7900 | 0.060 |
| AHW2012C-3N3□TF | 3.3 | 250 | 600 | 40@1.5GHz | 7900 | 0.080 |
| AHW2012C-3N6□TF | 3.6 | 250 | 200 | 20@1GHz | 7900 | 0.200 |
| AHW2012C-3N9□TF | 3.9 | 250 | 150 | 20@1GHz | 7900 | 0.200 |
| AHW2012C-4N7JTF | 4.7 | 250 | 600 | 35@1GHz | 6200 | 0.080 |
| AHW2012C-5N1JTF | 5.1 | 250 | 600 | 50@1GHz | 6200 | 0.080 |
| AHW2012C-5N6JTF | 5.6 | 250 | 600 | 65@1GHz | 5900 | 0.080 |
| AHW2012C-6N2JTF | 6.2 | 250 | 600 | 65@1GHz | 5900 | 0.080 |
| AHW2012C-6N8JTF | 6.8 | 250 | 600 | 50@1GHz | 5600 | 0.110 |
| AHW2012C-7N5JTF | 7.5 | 250 | 600 | 50@1GHz | 4800 | 0.140 |
| AHW2012C-8N2JTF | 8.2 | 250 | 600 | 50@1GHz | 4400 | 0.12 |
| AHW2012C-9N1JTF | 9.1 | 250 | 600 | 60@500MHz | 4300 | 0.100 |
| AHW2012C-10NJTF | 10 | 250 | 600 | 60@500MHz | 4300 | 0.100 |
| AHW2012C-12NJTF | 12 | 250 | 600 | 50@500MHz | 4000 | 0.15 |
| AHW2012C-15NJTF | 15 | 250 | 600 | 50@500MHz | 3200 | 0.17 |
| AHW2012C-16NJTF | 16 | 250 | 600 | 50@500MHz | 3200 | 0.17 |
| AHW2012C-18NJTF | 18 | 250 | 600 | 50@500MHz | 3100 | 0.200 |
| AHW2012C-20NJTF | 20 | 250 | 500 | 55@500MHz | 2600 | 0.220 |
| AHW2012C-22NJTF | 22 | 250 | 500 | 55@500MHz | 2600 | 0.220 |
| AHW2012C-23NJTF | 23 | 250 | 500 | 50@500MHz | 2400 | 0.220 |
| AHW2012C-24NJTF | 24 | 250 | 500 | 50@500MHz | 2400 | 0.220 |
| AHW2012C-25NJTF | 25 | 250 | 500 | 50@500MHz | 2450 | 0.220 |
| AHW2012C-27NJTF | 27 | 250 | 500 | 55@500MHz | 2580 | 0.250 |
| AHW2012C-30NJTF | 30 | 250 | 500 | 55@500MHz | 2400 | 0.250 |
| AHW2012C-33NJTF | 33 | 250 | 500 | 60@500MHz | 2150 | 0.270 |
| AHW2012C-36NJTF | 36 | 250 | 500 | 55@500MHz | 1900 | 0.270 |
| AHW2012C-39NJTF | 39 | 250 | 500 | 60@500MHz | 1850 | 0.290 |
| AHW2012C-43NJTF | 43 | 200 | 500 | 60@500MHz | 1800 | 0.340 |
| AHW2012C-47NJTF | 47 | 200 | 500 | 60@500MHz | 1700 | 0.310 |
| AHW2012C-50NJTF | 50 | 200 | 500 | 60@500MHz | 1650 | 0.340 |
| AHW2012C-56NJTF | 56 | 200 | 500 | 60@500MHz | 1600 | 0.340 |
| AHW2012C-62NJTF | 62 | 200 | 500 | 60@500MHz | 1450 | 0.360 |
| AHW2012C-64NJTF | 64 | 200 | 500 | 60@500MHz | 1500 | 0.380 |
| AHW2012C-68NJTF | 68 | 200 | 500 | 60@500MHz | 1500 | 0.380 |
| AHW2012C-72NJTF | 72 | 150 | 500 | 60@500MHz | 1400 | 0.380 |
| AHW2012C-75NJTF | 75 | 150 | 450 | 60@500MHz | 1400 | 0.400 |
| AHW2012C-78NJTF | 78 | 150 | 450 | 60@500MHz | 1400 | 0.400 |
| AHW2012C-82NJTF | 82 | 150 | 400 | 65@500MHz | 1330 | 0.420 |
| AHW2012C-91NJTF | 91 | 150 | 400 | 65@500MHz | 1330 | 0.480 |
| AHW2012C-R10JTF | 100 | 150 | 400 | 65@500MHz | 1250 | 0.460 |
| AHW2012C-R11JTF | 110 | 150 | 400 | 50@250MHz | 1100 | 0.480 |
| AHW2012C-R12JTF | 120 | 150 | 400 | 50@250MHz | 1100 | 0.510 |
| AHW2012C-R13JTF | 130 | 100 | 400 | 50@250MHz | 920 | 0.560 |
| AHW2012C-R14JTF | 140 | 100 | 400 | 50@250MHz | 920 | 0.560 |
| AHW2012C-R15JTF | 150 | 100 | 400 | 50@250MHz | 920 | 0.560 |
| AHW2012C-R16JTF | 160 | 100 | 400 | 50@250MHz | 920 | 0.600 |
| AHW2012C-R18JTF | 180 | 100 | 400 | 50@250MHz | 920 | 0.640 |
| AHW2012C-R20JTF | 200 | 100 | 400 | 50@250MHz | 860 | 0.680 |

Electrical Characteristics

● AHW2012C Series

| Part Number | Inductance | L/Q Test Freq. | Heat Rating Current Max. | Quality Factor | Self-resonant Frequency | DC Resistance Max. |
|-----------------|------------|----------------|--------------------------|----------------|-------------------------|--------------------|
| Units | nH | MHz | mA | - | MHz | Ω |
| Symbol | L | Freq. | Irms | Q | S.R.F | DCR |
| AHW2012C-R21JTF | 210 | 100 | 400 | 50@250MHz | 820 | 0.700 |
| AHW2012C-R22JTF | 220 | 100 | 400 | 50@250MHz | 820 | 0.700 |
| AHW2012C-R24JTF | 240 | 100 | 350 | 44@250MHz | 770 | 1.000 |
| AHW2012C-R25JTF | 250 | 100 | 350 | 45@250MHz | 750 | 1.200 |
| AHW2012C-R27JTF | 270 | 100 | 350 | 48@250MHz | 730 | 1.000 |
| AHW2012C-R28JTF | 280 | 100 | 350 | 48@250MHz | 550 | 1.350 |
| AHW2012C-R29JTF | 290 | 150 | 310 | 48@250MHz | 450 | 1.400 |
| AHW2012C-R30JTF | 300 | 150 | 310 | 48@250MHz | 450 | 1.400 |
| AHW2012C-R33JTF | 330 | 100 | 310 | 48@250MHz | 650 | 1.400 |
| AHW2012C-R36JTF | 360 | 100 | 300 | 48@250MHz | 630 | 1.450 |
| AHW2012C-R39JTF | 390 | 100 | 290 | 48@250MHz | 600 | 1.500 |
| AHW2012C-R42JTF | 420 | 50 | 250 | 33@100MHz | 425 | 1.700 |
| AHW2012C-R43JTF | 430 | 50 | 250 | 33@100MHz | 425 | 1.700 |
| AHW2012C-R47JTF | 470 | 50 | 250 | 33@100MHz | 375 | 1.760 |
| AHW2012C-R56JTF | 560 | 25 | 230 | 23@50MHz | 330 | 1.900 |
| AHW2012C-R62JTF | 620 | 25 | 210 | 23@50MHz | 320 | 2.200 |
| AHW2012C-R68JTF | 680 | 25 | 190 | 23@50MHz | 310 | 2.200 |
| AHW2012C-R75JTF | 750 | 25 | 180 | 23@50MHz | 310 | 2.300 |
| AHW2012C-R82JTF | 820 | 25 | 180 | 23@50MHz | 310 | 2.350 |
| AHW2012C-R88JTF | 880 | 25 | 180 | 23@50MHz | 310 | 2.350 |
| AHW2012C-R91JTF | 910 | 25 | 170 | 22@50MHz | 250 | 2.450 |
| AHW2012C-1R0JTF | 1000 | 25 | 170 | 20@50MHz | 220 | 2.500 |
| AHW2012C-1R2JTF | 1200 | 25 | 150 | 20@25MHz | 180 | 2.900 |
| AHW2012C-1R5JTF | 1500 | 25 | 150 | 20@25MHz | 160 | 3.300 |
| AHW2012C-1R6JTF | 1600 | 25 | 150 | 20@25MHz | 140 | 3.400 |
| AHW2012C-1R8JTF | 1800 | 25 | 120 | 20@25MHz | 130 | 3.500 |
| AHW2012C-2R2JTF | 2200 | 25 | 120 | 20@25MHz | 100 | 4.500 |
| AHW2012C-2R7JTF | 2700 | 25 | 100 | 18@25MHz | 80 | 4.800 |
| AHW2012C-3R3JTF | 3300 | 25 | 50 | 18@25MHz | 50 | 6.800 |
| AHW2012C-4R7JTF | 4700 | 25 | 30 | 18@25MHz | 40 | 7.000 |

● AHW2520C Series

| Part Number | Inductance | L/Q Test Freq. | Heat Rating Current Max. | Quality Factor | Self-resonant Frequency | DC Resistance Max. |
|-----------------|------------|----------------|--------------------------|----------------|-------------------------|--------------------|
| Units | nH | MHz | mA | - | MHz | Ω |
| Symbol | L | Freq. | Irms | Q | S.R.F | DCR |
| AHW2520C-22NJTF | 22 | 50 | 1000 | 55@150MHz | 2400 | 0.120 |
| AHW2520C-39NJTF | 39 | 50 | 1000 | 60@150MHz | 1500 | 0.150 |
| AHW2520C-47NJTF | 47 | 50 | 1000 | 65@150MHz | 1500 | 0.160 |
| AHW2520C-56NJTF | 56 | 50 | 1000 | 65@150MHz | 1300 | 0.180 |
| AHW2520C-68NJTF | 68 | 50 | 1000 | 65@150MHz | 1300 | 0.200 |
| AHW2520C-91NJTF | 91 | 50 | 650 | 60@150MHz | 1000 | 0.560 |
| AHW2520C-R10JTF | 100 | 25 | 650 | 60@150MHz | 1000 | 0.560 |
| AHW2520C-R12JTF | 120 | 25 | 650 | 60@150MHz | 950 | 0.630 |
| AHW2520C-R15JTF | 150 | 25 | 580 | 45@100MHz | 850 | 0.700 |
| AHW2520C-R18JTF | 180 | 25 | 620 | 45@100MHz | 750 | 0.770 |
| AHW2520C-R20JTF | 200 | 25 | 500 | 45@100MHz | 700 | 0.840 |
| AHW2520C-R22JTF | 220 | 25 | 500 | 45@100MHz | 700 | 0.840 |
| AHW2520C-R27JTF | 270 | 25 | 500 | 45@100MHz | 600 | 0.910 |

Electrical Characteristics

● AHW2520C Series

| Part Number | Inductance | L/Q Test Freq. | Heat Rating Current Max. | Quality Factor | Self-resonant Frequency | DC Resistance Max. |
|-----------------|------------|----------------|--------------------------|----------------|-------------------------|--------------------|
| Units | nH | MHz | mA | - | MHz | Ω |
| Symbol | L | Freq. | I _{rms} | Q | S.R.F | DCR |
| AHW2520C-R33JTF | 330 | 25 | 450 | 45@100MHz | 570 | 1.050 |
| AHW2520C-R39JTF | 390 | 25 | 470 | 45@100MHz | 500 | 1.12 |
| AHW2520C-R47JTF | 470 | 25 | 470 | 45@100MHz | 450 | 1.19 |
| AHW2520C-R56JTF | 560 | 25 | 400 | 45@100MHz | 415 | 1.330 |
| AHW2520C-R68JTF | 680 | 25 | 400 | 45@100MHz | 375 | 1.470 |
| AHW2520C-R82JTF | 820 | 25 | 400 | 45@100MHz | 350 | 1.610 |
| AHW2520C-R91JTF | 910 | 25 | 380 | 35@50MHz | 320 | 1.680 |
| AHW2520C-1R0JTF | 1000 | 25 | 370 | 35@50MHz | 290 | 1.800 |
| AHW2520C-1R2JTF | 1200 | 7.9 | 310 | 35@50MHz | 250 | 2.000 |
| AHW2520C-1R5JTF | 1500 | 7.9 | 330 | 28@50MHz | 200 | 2.300 |
| AHW2520C-1R8JTF | 1800 | 7.9 | 300 | 28@50MHz | 160 | 2.600 |
| AHW2520C-2R2JTF | 2200 | 7.9 | 280 | 28@50MHz | 160 | 2.800 |
| AHW2520C-2R7JTF | 2700 | 7.9 | 290 | 22@25MHz | 140 | 3.200 |
| AHW2520C-3R3JTF | 3300 | 7.9 | 290 | 22@25MHz | 110 | 3.400 |
| AHW2520C-3R9JTF | 3900 | 7.9 | 260 | 20@25MHz | 100 | 3.600 |
| AHW2520C-4R7JTF | 4700 | 7.9 | 260 | 20@7.9MHz | 60 | 4.000 |
| AHW2520C-5R6JTF | 5600 | 7.9 | 240 | 16@7.9MHz | 20 | 5.700 |
| AHW2520C-6R8JTF | 6800 | 7.9 | 200 | 18@7.9MHz | 40 | 7.700 |
| AHW2520C-8R2JTF | 8200 | 7.9 | 170 | 18@7.9MHz | 25 | 10.700 |
| AHW2520C-100JTF | 10000 | 7.9 | 100 | 18@7.9MHz | 25 | 12.700 |

● AHW3225C Series

| Part Number | Inductance | L/Q Test Freq. | Heat Rating Current Max. | Quality Factor | Self-resonant Frequency | DC Resistance Max. |
|-----------------|------------|----------------|--------------------------|----------------|-------------------------|--------------------|
| Units | nH | MHz | mA | - | MHz | Ω |
| Symbol | L | Freq. | I _{rms} | Q | S.R.F | DCR |
| AHW3225C-10NJTF | 10 | 100 | 1000 | 40@300MHZ | 4000 | 0.080 |
| AHW3225C-12NJTF | 12 | 100 | 1000 | 40@300MHZ | 3200 | 0.080 |
| AHW3225C-15NJTF | 15 | 100 | 1000 | 40@300MHZ | 3200 | 0.200 |
| AHW3225C-18NJTF | 18 | 100 | 1000 | 50@300MHZ | 2800 | 0.100 |
| AHW3225C-22NJTF | 22 | 100 | 1000 | 50@300MHZ | 220 | 0.100 |
| AHW3225C-27NJTF | 27 | 100 | 1000 | 50@300MHZ | 1800 | 0.110 |
| AHW3225C-33NJTF | 33 | 100 | 1000 | 55@300MHZ | 1800 | 0.110 |
| AHW3225C-39NJTF | 39 | 100 | 1000 | 55@300MHZ | 1500 | 0.120 |
| AHW3225C-43NJTF | 43 | 100 | 1000 | 55@300MHZ | 1500 | 0.120 |
| AHW3225C-47NJTF | 47 | 100 | 1000 | 55@300MHZ | 1500 | 0.130 |
| AHW3225C-56NJTF | 56 | 100 | 1000 | 55@300MHZ | 1450 | 0.140 |
| AHW3225C-68NJTF | 68 | 100 | 900 | 55@300MHZ | 1200 | 0.150 |
| AHW3225C-82NJTF | 82 | 100 | 900 | 55@300MHZ | 1000 | 0.200 |
| AHW3225C-91NJTF | 91 | 100 | 1000 | 60@300MHZ | 1100 | 0.200 |
| AHW3225C-R10JTF | 100 | 100 | 850 | 55@300MHZ | 900 | 0.200 |
| AHW3225C-R12JTF | 120 | 100 | 800 | 60@300MHZ | 800 | 0.250 |
| AHW3225C-R15JTF | 150 | 100 | 750 | 60@300MHZ | 700 | 0.300 |
| AHW3225C-R18JTF | 180 | 50 | 700 | 60@300MHZ | 650 | 0.300 |
| AHW3225C-R22JTF | 220 | 50 | 770 | 60@300MHZ | 650 | 0.400 |
| AHW3225C-R24JTF | 240 | 50 | 630 | 40@300MHZ | 580 | 0.400 |
| AHW3225C-R27JTF | 270 | 50 | 630 | 40@300MHZ | 580 | 0.400 |
| AHW3225C-R33JTF | 330 | 50 | 590 | 45@150MHZ | 580 | 0.580 |
| AHW3225C-R36JTF | 360 | 50 | 530 | 45@150MHZ | 510 | 0.580 |

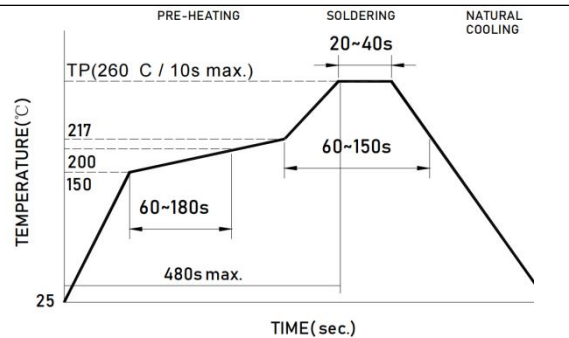
Electrical Characteristics

● AHW3225C Series

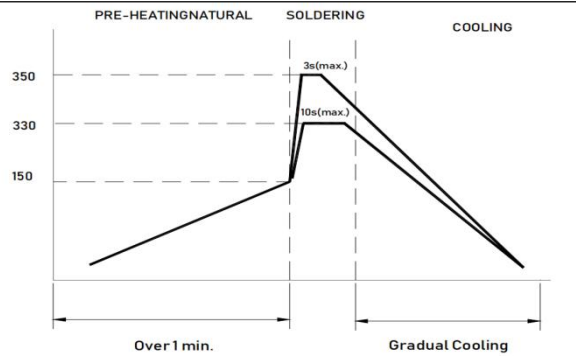
| Part Number | Inductance | L/Q Test Freq. | Heat Rating Current Max. | Quality Factor | Self-resonant Frequency | DC Resistance Max. |
|-----------------|------------|----------------|--------------------------|----------------|-------------------------|--------------------|
| Units | nH | MHz | mA | - | MHz | Ω |
| Symbol | L | Freq. | Irms | Q | S.R.F | DCR |
| AHW3225C-R39JTF | 390 | 50 | 530 | 45@150MHZ | 510 | 0.580 |
| AHW3225C-R47JTF | 470 | 50 | 490 | 45@150MHZ | 480 | 1.000 |
| AHW3225C-R56JTF | 560 | 25 | 460 | 45@150MHZ | 420 | 1.100 |
| AHW3225C-R68JTF | 680 | 25 | 430 | 45@150MHZ | 400 | 1.200 |
| AHW3225C-R82JTF | 820 | 25 | 400 | 45@150MHZ | 370 | 2.000 |
| AHW3225C-1R0JTF | 1000 | 25 | 320 | 45@150MHZ | 340 | 1.850 |
| AHW3225C-1R2JTF | 1200 | 25 | 300 | 45@150MHZ | 220 | 2.300 |
| AHW3225C-1R5JTF | 1500 | 7.9 | 310 | 20@50MHZ | 160 | 2.700 |
| AHW3225C-1R8JTF | 1800 | 7.9 | 310 | 30@50MHZ | 160 | 3.500 |
| AHW3225C-2R2JTF | 2200 | 7.9 | 310 | 25@50MHZ | 130 | 2.410 |
| AHW3225C-2R7JTF | 2700 | 7.9 | 300 | 25@50MHZ | 110 | 3.500 |
| AHW3225C-3R0JTF | 3000 | 7.9 | 300 | 20@25MHZ | 110 | 3.500 |
| AHW3225C-3R3JTF | 3300 | 7.9 | 290 | 20@25MHZ | 60 | 3.600 |
| AHW3225C-3R9JTF | 3900 | 7.9 | 290 | 20@25MHZ | 60 | 4.000 |
| AHW3225C-4R7JTF | 4700 | 7.9 | 280 | 20@25MHZ | 60 | 5.000 |
| AHW3225C-5R2JTF | 5200 | 7.9 | 250 | 15@25MHZ | 50 | 6.000 |
| AHW3225C-5R6JTF | 5600 | 7.9 | 250 | 15@25MHZ | 50 | 6.000 |
| AHW3225C-6R8JTF | 6800 | 7.9 | 230 | 15@7.9MHZ | 40 | 9.000 |
| AHW3225C-7R5JTF | 7500 | 7.9 | 170 | 20@7.9MHZ | 50 | 9.500 |
| AHW3225C-8R2JTF | 8200 | 7.9 | 170 | 20@7.9MHZ | 50 | 9.500 |
| AHW3225C-8R6JTF | 8600 | 7.9 | 200 | 15@7.9MHZ | 40 | 9.000 |
| AHW3225C-100JTF | 10000 | 7.9 | 150 | 15@7.9MHZ | 30 | 10.000 |

Soldering Conditions

- Preheat circuit and products to 150 °C
- 260 °C tip temperature (max)
- Reflow times: no more than 2 times
- Solder paste thickness: the best 0.08mm is, but max is 0.1mm



- Use a 20 watt soldering iron with tip diameter of 1.0mm
- Limit soldering time to 3 sec.



Note:

This series product is not applies in automotive or related products. Otherwise, we will shall not bear than the resulting all the problems of quality and responsibility.

Please be sure to request approval specifications that provide further details of the products. Kindly not that the content of these specifications are subject to change or may be discontinued without prior notice. This product may not be designed/used in medical or high risk applications without APV approval.

X-ON Electronics

Largest Supplier of Electrical and Electronic Components

Click to view similar products for [Fixed Inductors](#) category:

Click to view products by [APV](#) manufacturer:

Other Similar products are found below :

[CR32NP-100KC](#) [70F224AI](#) [MHQ1005P10NJ](#) [MHQ1005P1N0S](#) [MHQ1005P2N4S](#) [MHQ1005P3N6S](#) [MHQ1005P5N1S](#) [MHQ1005P8N2J](#)
[PE-53601NL](#) [PE-53602NL](#) [PG0936.113NLT](#) [9220-20](#) [9310-16](#) [PM06-2N7](#) [PM06-39NJ](#) [A01TK](#) [1206CS-471XJ](#) [HC2-R47-R](#) [HC8-1R2-R](#)
[HCF1305-3R3-R](#) [1206CS-151XG](#) [RCH664NP-4R7M](#) [RCP1317NP-391L](#) [DH2280-4R7M](#) [DS1608C-106](#) [B10TJ](#) [B82498B3101J000](#) [ELJ-](#)
[RE27NJF2](#) [1812CS-153XJ](#) [1812CS-183XJ](#) [1812CS-223XJ](#) [1812LS-104XJ](#) [1812LS-105XJ](#) [1812LS-124XJ](#) [1812LS-154XJ](#) [1812LS-223XJ](#)
[1812LS-224XJ](#) [1812LS-563XJ](#) [1812LS-683XJ](#) [1812LS-824XJ](#) [NIN-FB101JTR110F](#) [NIN-FB471JTR62F](#) [NIN-FC1R5JTR220F](#) [NIN-](#)
[HCR15JTRF](#) [NIN-HCR33JTRF](#) [NIN-HDR22JTRF](#) [NIN-HDR82JTRF](#) [NIN-HK2N7STRF](#) [NIN-PA150KTR370F](#) [NIN-PB100KTR550F](#)