

FEATURES

- Various high power inductors are superior to be high saturation.
- Suitable for surface mounting equipment .
- Takes up less PCB real estate and save more power.
- Operating Temperature: $-40^{\circ}\text{C}\sim+125^{\circ}\text{C}$.
- Magnetic-resin shielded construction reduces buzz noise to ultra-low levels.
- Closed magnetic circuit design reduces leakage flux and Electro Magnetic Interference .
- Packing:Tape Carrier Package.



APPLICATIONS

- Smart phone, smart TV, set top box, notebook.
- Car navigation systems, telecomm basestations.
- RoHS, REACH Compliance.
- VR, AR.
- LED lighting.

PART NUMBERING

| | | | | | | |
|-------|-------------|-----------------|--------------|--------------------|----------------------|-------------|
| A | NR | 252012 | T | 4R7 | M | □□ |
| ① | ② | ③ | ④ | ⑤ | ⑥ | ⑦ |
| Grade | Series Name | Dimensions Code | Feature Type | Nominal inductance | Inductance tolerance | Design Code |

| ① Grade | |
|---------|------------|
| A | Grade Code |

| ② Series Name | |
|---------------|---------------------------|
| NR | Wire Wound Power Inductor |

| ③ Dimensions Code | |
|-------------------|------------------------|
| Code | Dimensions (L×W×H)[mm] |
| 252010 | 2.5×2.0×1.0 |
| 252012 | 2.5×2.0×1.2 |
| 3010 | 3.0×3.0×1.0 |
| 3012 | 3.0×3.0×1.2 |
| 3015 | 3.0×3.0×1.5 |
| 4010 | 4.0×4.0×1.0 |
| 4012 | 4.0×4.0×1.2 |
| 4018 | 4.0×4.0×1.8 |
| 4020 | 4.0×4.0×2.0 |
| 4026 | 4.0×4.0×2.6 |
| 4030 | 4.0×4.0×3.0 |
| 5012 | 5.0×5.0×1.2 |
| 5020 | 5.0×5.0×2.0 |
| 5040 | 5.0×5.0×4.0 |
| 5045 | 5.0×5.0×4.5 |
| 6020 | 6.0×6.0×2.0 |
| 6028 | 6.0×6.0×2.8 |
| 6045 | 6.0×6.0×4.5 |
| 8040 | 8.0×8.0×4.0 |
| 8060 | 8.0×8.0×6.0 |
| 8065 | 8.0×8.0×6.5 |

| ④ Feature Type | |
|----------------|----------|
| T | Standard |

| ⑤ Nominal inductance | |
|----------------------|-------------------------|
| Code (example) | Nominal inductance [μH] |
| 4R7 | 4.7 |
| 100 | 10 |
| 101 | 100 |

| ⑦ Design Code | |
|---------------|---------------------------|
| □□ | Standard product is blank |

| ⑥ Inductance tolerance | |
|------------------------|----------------------|
| Code (example) | Inductance tolerance |
| K | ±10% |
| M | ±20% |
| N | ±30% |

Dimensions & Recommended Land Pattern



Recommended Land Pattern

Unit: mm

| Series | Dimensions | | | | | | Recommended Land Pattern | | |
|-----------|------------|---------|----------|--------|--------|--------|--------------------------|--------|--------|
| | A | B | C | D Typ. | E Typ. | F Typ. | a Typ. | b Typ. | c Typ. |
| ANR252010 | 2.5±0.2 | 2.0±0.2 | 1.0 Max. | 2 | 0.75 | 1.0 | 0.8 | 0.85 | 2.2 |
| ANR252012 | 2.5±0.2 | 2.0±0.2 | 1.2 Max. | 2 | 0.75 | 1.0 | 0.8 | 0.85 | 2.2 |
| ANR3010 | 3.0±0.2 | 3.0±0.2 | 1.0 ±0.2 | 2.5 | 0.75 | 1.5 | 1.5 | 0.8 | 2.7 |
| ANR3012 | 3.0±0.2 | 3.0±0.2 | 1.2 Max. | 2.5 | 0.75 | 1.5 | 1.5 | 0.8 | 2.7 |
| ANR3015 | 3.0±0.2 | 3.0±0.2 | 1.5 Max. | 2.5 | 0.75 | 1.5 | 1.5 | 0.8 | 2.7 |
| ANR4010 | 4.0±0.2 | 4.0±0.2 | 1.0 ±0.2 | 3.3 | 1.1 | 1.8 | 1.9 | 1.1 | 3.7 |
| ANR4012 | 4.0±0.2 | 4.0±0.2 | 1.2 Max. | 3.3 | 1.1 | 1.8 | 1.9 | 1.1 | 3.7 |
| ANR4018 | 4.0±0.2 | 4.0±0.2 | 1.8 Max. | 3.3 | 1.1 | 1.8 | 1.9 | 1.1 | 3.7 |
| ANR4020 | 4.0±0.2 | 4.0±0.2 | 2.0 Max. | 3.3 | 1.1 | 1.8 | 1.9 | 1.1 | 3.7 |
| ANR4026 | 4.0±0.2 | 4.0±0.2 | 2.6 Max. | 3.3 | 1.1 | 1.8 | 1.9 | 1.1 | 3.7 |
| ANR4030 | 4.0±0.2 | 4.0±0.2 | 3.0 Max. | 3.3 | 1.1 | 1.8 | 1.9 | 1.1 | 3.7 |
| ANR5012 | 5.0±0.2 | 5.0±0.2 | 1.2 Max. | 4.0 | 1.4 | 2.2 | 2.3 | 1.4 | 4.2 |
| ANR5020 | 5.0±0.2 | 5.0±0.2 | 2.0 Max. | 4.0 | 1.4 | 2.2 | 2.3 | 1.4 | 4.2 |
| ANR5040 | 5.0±0.2 | 5.0±0.2 | 4.0 Max. | 4.0 | 1.4 | 2.2 | 2.3 | 1.4 | 4.2 |
| ANR5045 | 5.0±0.2 | 5.0±0.2 | 4.5 Max. | 4.0 | 1.4 | 2.2 | 2.3 | 1.4 | 4.2 |
| ANR6020 | 6.0±0.3 | 6.0±0.3 | 2.0 Max. | 4.9 | 1.7 | 2.6 | 2.8 | 1.7 | 5.7 |
| ANR6028 | 6.0±0.3 | 6.0±0.3 | 2.8 Max. | 4.9 | 1.7 | 2.6 | 2.8 | 1.7 | 5.7 |
| ANR6045 | 6.0±0.3 | 6.0±0.3 | 4.5 Max. | 4.9 | 1.7 | 2.6 | 2.8 | 1.7 | 5.7 |
| ANR8040 | 8.0±0.3 | 8.0±0.3 | 4.2 Max. | 6.3 | 2 | 4 | 3.8 | 2.2 | 7.5 |
| ANR8065 | 8.0±0.3 | 8.0±0.3 | 6.5 Max. | 6.3 | 2 | 4 | 3.8 | 2.2 | 7.5 |

- All products are printed with Marking except the 252010 & 252012 series.

Electrical Characteristics

● ANR252010 Series

| Part Number | Inductance | Inductance Tolerance | Heat Rating Current | | Saturation Current | | DC Resistance |
|----------------|------------|----------------------|---------------------|------|--------------------|------|---------------|
| | @100kHz,1V | | Max. | Typ. | Max. | Typ. | Typ. |
| Units | μH | M=±20% N=±30% | A | | A | | Ω |
| Symbol | L | | I _{rms} | | I _{sat} | | DCR |
| ANR252010TR47□ | 0.47 | N/M | 2.39 | 2.56 | 2.54 | 3.35 | 0.055 |
| ANR252010TR56□ | 0.56 | N/M | 2.03 | 2.18 | 2.94 | 3.20 | 0.071 |
| ANR252010TR68□ | 0.68 | N/M | 2.03 | 2.18 | 2.23 | 2.75 | 0.073 |
| ANR252010T1R0□ | 1 | N/M | 1.67 | 1.80 | 1.88 | 2.20 | 0.107 |
| ANR252010T1R5□ | 1.5 | N/M | 1.32 | 1.42 | 1.83 | 2.10 | 0.18 |
| ANR252010T2R2□ | 2.2 | N/M | 1.22 | 1.31 | 1.22 | 1.60 | 0.207 |
| ANR252010T3R3M | 3.3 | M | 0.91 | 0.98 | 1.07 | 1.30 | 0.325 |
| ANR252010T4R7M | 4.7 | M | 0.71 | 0.76 | 0.96 | 1.15 | 0.557 |
| ANR252010T5R6M | 5.6 | M | 0.74 | 0.80 | 0.81 | 0.95 | 0.557 |
| ANR252010T6R8M | 6.8 | M | 0.60 | 0.64 | 0.79 | 0.92 | 0.887 |
| ANR252010T100M | 10 | M | 0.51 | 0.55 | 0.66 | 0.78 | 1.081 |
| ANR252010T220M | 22 | M | 0.45 | 0.50 | 0.40 | 0.48 | 1.625 |

● ANR252012 Series

| Part Number | Inductance | Inductance Tolerance | Heat Rating Current | | Saturation Current | | DC Resistance |
|----------------|------------|----------------------|---------------------|------|--------------------|------|---------------|
| | @100kHz,1V | | Max. | Typ. | Max. | Typ. | Typ. |
| Units | μH | M=±20% N=±30% | A | | A | | Ω |
| Symbol | L | | I _{rms} | | I _{sat} | | DCR |
| ANR252012TR47□ | 0.47 | N/M | 2.18 | 2.34 | 3.88 | 4.27 | 0.06 |
| ANR252012TR68□ | 0.68 | N/M | 1.98 | 2.13 | 3.33 | 3.68 | 0.073 |
| ANR252012T1R0□ | 1 | N/M | 1.96 | 2.10 | 2.63 | 2.90 | 0.089 |
| ANR252012T1R2□ | 1.2 | N/M | 1.48 | 1.59 | 2.42 | 2.67 | 0.128 |
| ANR252012T1R5□ | 1.5 | N/M | 1.42 | 1.53 | 2.27 | 2.51 | 0.146 |
| ANR252012T2R2□ | 2.2 | N/M | 1.17 | 1.25 | 1.88 | 2.07 | 0.214 |
| ANR252012T2R7M | 2.7 | M | 1.11 | 1.19 | 1.75 | 1.92 | 0.237 |
| ANR252012T3R3M | 3.3 | M | 1.06 | 1.13 | 1.63 | 1.80 | 0.261 |
| ANR252012T3R6M | 3.6 | M | 0.91 | 0.98 | 1.48 | 1.64 | 0.345 |
| ANR252012T4R3M | 4.3 | M | 0.88 | 0.95 | 1.39 | 1.53 | 0.373 |
| ANR252012T4R7M | 4.7 | M | 0.85 | 0.92 | 1.14 | 1.25 | 0.373 |
| ANR252012T5R1M | 5.1 | M | 0.76 | 0.82 | 1.25 | 1.37 | 0.495 |
| ANR252012T5R6M | 5.6 | M | 0.74 | 0.80 | 1.13 | 1.25 | 0.533 |
| ANR252012T6R2M | 6.2 | M | 0.74 | 0.80 | 1.05 | 1.16 | 0.537 |
| ANR252012T6R8M | 6.8 | M | 0.70 | 0.75 | 0.99 | 1.09 | 0.575 |
| ANR252012T7R5M | 7.5 | M | 0.69 | 0.74 | 0.98 | 1.09 | 0.605 |
| ANR252012T8R2M | 8.2 | M | 0.66 | 0.71 | 0.99 | 1.10 | 0.651 |
| ANR252012T9R1M | 9.1 | M | 0.63 | 0.68 | 0.92 | 1.02 | 0.683 |
| ANR252012T100M | 10 | M | 0.63 | 0.68 | 0.80 | 0.88 | 0.683 |
| ANR252012T120M | 12 | M | 0.52 | 0.56 | 0.79 | 0.88 | 1.064 |
| ANR252012T150M | 15 | M | 0.43 | 0.46 | 0.69 | 0.77 | 1.575 |
| ANR252012T220M | 22 | M | 0.39 | 0.41 | 0.54 | 0.59 | 1.956 |

Electrical Characteristics

● ANR3010 Series

| Part Number | Inductance | Inductance Tolerance | Heat Rating Current | | Saturation Current | | DC Resistance |
|--------------|---------------|----------------------------|---------------------|------|--------------------|------|---------------|
| | | | Max. | Typ. | Max. | Typ. | Typ. |
| Units | μH | M \pm 20% N \pm 30% | A | | A | | Ω |
| Symbol | L | | I _{rms} | | I _{sat} | | DCR |
| ANR3010T1R0□ | 1 | N/M | 1.47 | 1.80 | 1.42 | 2.10 | 0.084 |
| ANR3010T1R2□ | 1.2 | N/M | 1.47 | 1.80 | 1.27 | 1.70 | 0.084 |
| ANR3010T1R5□ | 1.5 | N/M | 1.32 | 1.60 | 1.29 | 1.70 | 0.103 |
| ANR3010T2R2□ | 2.2 | N/M | 1.11 | 1.40 | 1.17 | 1.50 | 0.142 |
| ANR3010T2R7□ | 2.7 | N/M | 1.04 | 1.40 | 1.02 | 1.20 | 0.167 |
| ANR3010T3R3□ | 3.3 | N/M | 0.97 | 1.20 | 0.98 | 1.20 | 0.187 |
| ANR3010T3R6M | 3.6 | M | 0.91 | 1.10 | 0.96 | 1.20 | 0.213 |
| ANR3010T4R7M | 4.7 | M | 0.78 | 1.10 | 0.76 | 1.05 | 0.29 |
| ANR3010T5R6M | 5.6 | M | 0.71 | 1.05 | 0.59 | 0.65 | 0.319 |
| ANR3010T6R8M | 6.8 | M | 0.67 | 0.96 | 0.56 | 0.72 | 0.393 |
| ANR3010T8R2M | 8.2 | M | 0.59 | 0.70 | 0.56 | 0.70 | 0.515 |
| ANR3010T100M | 10 | M | 0.59 | 0.70 | 0.56 | 0.75 | 0.515 |
| ANR3010T120M | 12 | M | 0.53 | 0.67 | 0.44 | 0.65 | 0.65 |
| ANR3010T150M | 15 | M | 0.48 | 0.57 | 0.43 | 0.57 | 0.785 |
| ANR3010T220M | 22 | M | 0.39 | 0.52 | 0.36 | 0.48 | 1.197 |
| ANR3010T270M | 27 | M | 0.36 | 0.50 | 0.30 | 0.45 | 1.39 |
| ANR3010T330M | 33 | M | 0.30 | 0.55 | 0.29 | 0.42 | 1.995 |
| ANR3010T390M | 39 | M | 0.28 | 0.53 | 0.28 | 0.38 | 2.252 |
| ANR3010T430M | 43 | M | 0.27 | 0.52 | 0.23 | 0.36 | 2.317 |
| ANR3010T470M | 47 | M | 0.26 | 0.52 | 0.22 | 0.35 | 2.51 |
| ANR3010T510M | 51 | M | 0.25 | 0.48 | 0.21 | 0.33 | 2.831 |
| ANR3010T560M | 56 | M | 0.24 | 0.35 | 0.21 | 0.28 | 2.986 |

● ANR3012 Series

| Part Number | Inductance | Inductance Tolerance | Heat Rating Current | | Saturation Current | | DC Resistance |
|--------------|---------------|----------------------------|---------------------|------|--------------------|------|---------------|
| | | | Max. | Typ. | Max. | Typ. | Typ. |
| Units | μH | M \pm 20% N \pm 30% | A | | A | | Ω |
| Symbol | L | | I _{rms} | | I _{sat} | | DCR |
| ANR3012TR22□ | 0.22 | N/M | 3.05 | 3.30 | 5.38 | 6.00 | 0.022 |
| ANR3012TR82□ | 0.82 | N/M | 2.51 | 3.00 | 2.08 | 2.80 | 0.039 |
| ANR3012T1R0□ | 1 | N/M | 2.23 | 2.70 | 1.90 | 2.80 | 0.052 |
| ANR3012T1R2□ | 1.2 | N/M | 2.04 | 2.20 | 2.25 | 2.50 | 0.058 |
| ANR3012T1R5□ | 1.5 | N/M | 2.04 | 2.20 | 1.64 | 1.90 | 0.078 |
| ANR3012T1R8□ | 1.8 | N/M | 1.67 | 1.80 | 1.32 | 1.90 | 0.081 |
| ANR3012T2R2□ | 2.2 | N/M | 1.57 | 1.70 | 1.22 | 1.90 | 0.098 |
| ANR3012T2R4□ | 2.4 | N/M | 1.62 | 1.70 | 1.17 | 1.50 | 0.087 |
| ANR3012T2R7M | 2.7 | M | 1.50 | 1.50 | 1.16 | 1.50 | 0.109 |
| ANR3012T3R3M | 3.3 | M | 1.38 | 1.40 | 1.07 | 1.50 | 0.13 |
| ANR3012T3R6M | 3.6 | M | 1.38 | 1.40 | 1.07 | 1.50 | 0.129 |

Electrical Characteristics

● ANR3012 Series

| Part Number | Inductance | Inductance Tolerance | Heat Rating Current | | Saturation Current | | DC Resistance |
|--------------|------------|----------------------|---------------------|------|--------------------|------|---------------|
| | @100kHz,1V | | Max. | Typ. | Max. | Typ. | Typ. |
| Units | μH | M=±20% N=±30% | A | | A | | Ω |
| Symbol | L | | I _{rms} | | I _{sat} | | DCR |
| ANR3012T3R9M | 3.9 | M | 1.26 | 1.30 | 1.02 | 1.30 | 0.187 |
| ANR3012T4R7M | 4.7 | M | 1.26 | 1.30 | 0.91 | 1.00 | 0.156 |
| ANR3012T6R8M | 6.8 | M | 0.99 | 1.10 | 0.76 | 0.90 | 0.247 |
| ANR3012T100M | 10 | M | 0.84 | 0.90 | 0.61 | 0.88 | 0.345 |
| ANR3012T120M | 12 | M | 0.74 | 0.84 | 0.49 | 0.67 | 0.445 |
| ANR3012T150M | 15 | M | 0.72 | 0.77 | 0.46 | 0.62 | 0.468 |
| ANR3012T180M | 18 | M | 0.59 | 0.65 | 0.44 | 0.59 | 0.702 |
| ANR3012T220M | 22 | M | 0.54 | 0.59 | 0.43 | 0.52 | 0.839 |
| ANR3012T270M | 27 | M | 0.48 | 0.51 | 0.36 | 0.48 | 1.12 |
| ANR3012T330M | 33 | M | 0.47 | 0.50 | 0.37 | 0.46 | 1.138 |
| ANR3012T360M | 36 | M | 0.45 | 0.48 | 0.35 | 0.44 | 1.223 |
| ANR3012T390M | 39 | M | 0.38 | 0.41 | 0.30 | 0.39 | 1.712 |
| ANR3012T470M | 47 | M | 0.36 | 0.40 | 0.27 | 0.35 | 1.885 |
| ANR3012T560M | 56 | M | 0.28 | 0.40 | 0.26 | 0.33 | 1.776 |
| ANR3012T680M | 68 | M | 0.33 | 0.37 | 0.24 | 0.29 | 2.149 |
| ANR3012T820M | 82 | M | 0.27 | 0.31 | 0.17 | 0.27 | 3.269 |
| ANR3012T101M | 100 | M | 0.25 | 0.29 | 0.21 | 0.23 | 3.681 |

● ANR3015 Series

| Part Number | Inductance | Inductance Tolerance | Heat Rating Current | | Saturation Current | | DC Resistance |
|--------------|------------|----------------------|---------------------|------|--------------------|------|---------------|
| | @100kHz,1V | | Max. | Typ. | Max. | Typ. | Typ. |
| Units | μH | M=±20% N=±30% | A | | A | | Ω |
| Symbol | L | | I _{rms} | | I _{sat} | | DCR |
| ANR3015TR50□ | 0.5 | N/M | 2.64 | 2.80 | 3.96 | 4.20 | 0.039 |
| ANR3015T1R0□ | 1 | N/M | 2.39 | 2.50 | 2.35 | 2.80 | 0.039 |
| ANR3015T1R2□ | 1.2 | N/M | 1.98 | 2.30 | 2.24 | 3.10 | 0.051 |
| ANR3015T1R5□ | 1.5 | N/M | 1.73 | 2.20 | 2.33 | 2.70 | 0.065 |
| ANR3015T1R8□ | 1.8 | N/M | 1.73 | 2.20 | 1.78 | 2.20 | 0.065 |
| ANR3015T2R2□ | 2.2 | N/M | 1.62 | 2.00 | 1.62 | 2.00 | 0.078 |
| ANR3015T2R7□ | 2.7 | N/M | 1.45 | 1.90 | 1.54 | 1.90 | 0.097 |
| ANR3015T3R3M | 3.3 | M | 1.38 | 1.60 | 1.34 | 1.81 | 0.104 |
| ANR3015T3R6M | 3.6 | M | 1.22 | 1.50 | 1.30 | 1.60 | 0.136 |
| ANR3015T3R9M | 3.9 | M | 1.22 | 1.50 | 1.22 | 1.40 | 0.136 |
| ANR3015T4R3M | 4.3 | M | 1.16 | 1.30 | 1.22 | 1.40 | 0.149 |
| ANR3015T4R7M | 4.7 | M | 1.11 | 1.30 | 1.12 | 1.40 | 0.163 |
| ANR3015T5R1M | 5.1 | M | 1.07 | 1.20 | 1.02 | 1.20 | 0.171 |
| ANR3015T5R6M | 5.6 | M | 0.87 | 1.05 | 1.02 | 1.15 | 0.245 |
| ANR3015T6R2M | 6.2 | M | 0.87 | 1.00 | 1.02 | 1.20 | 0.251 |
| ANR3015T6R8M | 6.8 | M | 0.86 | 1.10 | 0.86 | 1.10 | 0.26 |

Electrical Characteristics

● ANR3015 Series

| Part Number | Inductance | Inductance Tolerance | Heat Rating Current | | Saturation Current | | DC Resistance |
|--------------|------------|----------------------|---------------------|------|--------------------|------|---------------|
| | @100kHz,1V | | Max. | Typ. | Max. | Typ. | Typ. |
| Units | μH | M=±20% N=±30% | A | | A | | Ω |
| Symbol | L | | I _{rms} | | I _{sat} | | DCR |
| ANR3015T100M | 10 | M | 0.78 | 0.90 | 0.73 | 0.92 | 0.325 |
| ANR3015T120M | 12 | M | 0.69 | 0.89 | 0.71 | 0.90 | 0.412 |
| ANR3015T150M | 15 | M | 0.66 | 0.72 | 0.67 | 0.88 | 0.455 |
| ANR3015T180M | 18 | M | 0.60 | 0.72 | 0.57 | 0.72 | 0.553 |
| ANR3015T220M | 22 | M | 0.58 | 0.69 | 0.53 | 0.68 | 0.598 |
| ANR3015T270M | 27 | M | 0.46 | 0.56 | 0.49 | 0.56 | 0.94 |
| ANR3015T330M | 33 | M | 0.44 | 0.51 | 0.45 | 0.53 | 1.066 |
| ANR3015T390M | 39 | M | 0.40 | 0.44 | 0.42 | 0.55 | 1.281 |
| ANR3015T430M | 43 | M | 0.38 | 0.48 | 0.38 | 0.43 | 1.364 |
| ANR3015T470M | 47 | M | 0.36 | 0.44 | 0.36 | 0.43 | 1.625 |
| ANR3015T560M | 56 | M | 0.35 | 0.41 | 0.33 | 0.42 | 1.664 |
| ANR3015T620M | 62 | M | 0.30 | 0.41 | 0.30 | 0.40 | 2.072 |
| ANR3015T680M | 68 | M | 0.23 | 0.31 | 0.28 | 0.37 | 3.475 |
| ANR3015T101M | 100 | M | 0.21 | 0.25 | 0.23 | 0.25 | 4.003 |
| ANR3015T151M | 150 | M | 0.19 | 0.23 | 0.18 | 0.22 | 4.891 |
| ANR3015T221M | 220 | M | 0.35 | 0.40 | 0.16 | 0.20 | 5.81 |

● ANR4010 Series

| Part Number | Inductance | Inductance Tolerance | Heat Rating Current | | Saturation Current | | DC Resistance |
|--------------|------------|----------------------|---------------------|------|--------------------|------|---------------|
| | @100kHz,1V | | Max. | Typ. | Max. | Typ. | Typ. |
| Units | μH | M=±20% N=±30% | A | | A | | Ω |
| Symbol | L | | I _{rms} | | I _{sat} | | DCR |
| ANR4010T1R0□ | 1 | N/M | 1.93 | 2.40 | 2.03 | 2.30 | 0.066 |
| ANR4010T1R5□ | 1.5 | N/M | 1.73 | 2.00 | 1.71 | 2.00 | 0.083 |
| ANR4010T2R2M | 2.2 | M | 1.52 | 2.00 | 1.22 | 1.50 | 0.101 |
| ANR4010T3R3M | 3.3 | M | 1.42 | 1.80 | 1.12 | 1.40 | 0.119 |
| ANR4010T4R7M | 4.7 | M | 1.22 | 1.50 | 0.96 | 1.10 | 0.166 |
| ANR4010T6R8M | 6.8 | M | 1.02 | 1.20 | 0.81 | 0.95 | 0.238 |
| ANR4010T100M | 10 | M | 0.76 | 1.00 | 0.63 | 0.75 | 0.356 |
| ANR4010T150M | 15 | M | 0.61 | 0.85 | 0.55 | 0.61 | 0.511 |
| ANR4010T220M | 22 | M | 0.51 | 0.75 | 0.46 | 0.52 | 0.677 |

Electrical Characteristics

● ANR4012 Series

| Part Number | Inductance | Inductance Tolerance | Heat Rating Current | | Saturation Current | | DC Resistance |
|--------------|------------|----------------------|---------------------|------------------|--------------------|------|---------------|
| | @100kHz,1V | | Max. | Typ. | Max. | Typ. | Typ. |
| Units | μH | M=±20% N=±30% | A | | A | | Ω |
| Symbol | L | | I _{rms} | I _{sat} | | DCR | |
| ANR4012TR82□ | 0.82 | N/M | 1.67 | 2.50 | 3.07 | 3.30 | 0.064 |
| ANR4012T1R0□ | 1 | N/M | 1.67 | 2.50 | 2.65 | 3.20 | 0.065 |
| ANR4012T1R5□ | 1.5 | N/M | 1.48 | 2.20 | 2.13 | 2.70 | 0.085 |
| ANR4012T1R8□ | 1.8 | N/M | 1.34 | 1.90 | 2.15 | 2.60 | 0.104 |
| ANR4012T2R2□ | 2.2 | N/M | 1.34 | 1.90 | 1.79 | 2.30 | 0.104 |
| ANR4012T2R7□ | 2.7 | N/M | 1.27 | 1.70 | 1.93 | 2.30 | 0.116 |
| ANR4012T3R3□ | 3.3 | N/M | 1.14 | 1.60 | 1.75 | 2.10 | 0.143 |
| ANR4012T3R6□ | 3.6 | N/M | 1.14 | 1.60 | 1.22 | 1.70 | 0.142 |
| ANR4012T4R3□ | 4.3 | N/M | 1.02 | 1.50 | 1.60 | 1.70 | 0.18 |
| ANR4012T4R7□ | 4.7 | N/M | 1.07 | 1.50 | 1.17 | 1.80 | 0.163 |
| ANR4012T5R1□ | 5.1 | N/M | 0.96 | 1.50 | 1.57 | 1.60 | 0.199 |
| ANR4012T5R6□ | 5.6 | N/M | 1.02 | 1.20 | 1.02 | 1.60 | 0.182 |
| ANR4012T6R8M | 6.8 | M | 0.85 | 1.20 | 0.86 | 1.40 | 0.257 |
| ANR4012T100M | 10 | M | 0.78 | 1.00 | 0.81 | 1.10 | 0.345 |
| ANR4012T120M | 12 | M | 0.71 | 0.95 | 0.67 | 1.00 | 0.373 |
| ANR4012T150M | 15 | M | 0.65 | 0.85 | 0.57 | 0.80 | 0.442 |
| ANR4012T180M | 18 | M | 0.56 | 0.80 | 0.56 | 0.75 | 0.605 |
| ANR4012T220M | 22 | M | 0.50 | 0.75 | 0.47 | 0.70 | 0.763 |
| ANR4012T270M | 27 | M | 0.46 | 0.60 | 0.51 | 0.70 | 0.927 |
| ANR4012T330M | 33 | M | 0.43 | 0.58 | 0.43 | 0.60 | 1.053 |
| ANR4012T360M | 36 | M | 0.41 | 0.56 | 0.41 | 0.50 | 1.158 |
| ANR4012T390M | 39 | M | 0.38 | 0.50 | 0.56 | 0.66 | 1.416 |
| ANR4012T470M | 47 | M | 0.38 | 0.50 | 0.36 | 0.50 | 1.43 |
| ANR4012T560M | 56 | M | 0.33 | 0.46 | 0.33 | 0.45 | 1.609 |
| ANR4012T680M | 68 | M | 0.27 | 0.45 | 0.39 | 0.45 | 2.51 |
| ANR4012T820M | 82 | M | 0.26 | 0.36 | 0.28 | 0.40 | 2.754 |
| ANR4012T101M | 100 | M | 0.25 | 0.35 | 0.25 | 0.30 | 2.844 |

● ANR4018 Series

| Part Number | Inductance | Inductance Tolerance | Heat Rating Current | | Saturation Current | | DC Resistance |
|--------------|------------|----------------------|---------------------|------------------|--------------------|------|---------------|
| | @100kHz,1V | | Max. | Typ. | Max. | Typ. | Typ. |
| Units | μH | M=±20% N=±30% | A | | A | | Ω |
| Symbol | L | | I _{rms} | I _{sat} | | DCR | |
| ANR4018TR47□ | 0.47 | N/M | 4.06 | 4.50 | 4.36 | 5.20 | 0.018 |
| ANR4018TR68□ | 0.68 | N/M | 3.35 | 3.80 | 4.97 | 5.60 | 0.026 |
| ANR4018T1R0□ | 1 | N/M | 2.03 | 3.30 | 4.87 | 5.20 | 0.033 |
| ANR4018T1R5□ | 1.5 | N/M | 1.83 | 3.20 | 3.40 | 4.00 | 0.042 |
| ANR4018T1R8□ | 1.8 | N/M | 2.03 | 2.80 | 3.05 | 3.40 | 0.044 |
| ANR4018T2R2□ | 2.2 | N/M | 1.67 | 2.60 | 2.74 | 3.20 | 0.058 |
| ANR4018T3R3M | 3.3 | M | 1.25 | 2.10 | 2.49 | 2.90 | 0.09 |

Electrical Characteristics

● ANR4018 Series

| Part Number | Inductance | Inductance Tolerance | Heat Rating Current | | Saturation Current | | DC Resistance |
|--------------|------------|----------------------|---------------------|------|--------------------|------|---------------|
| | @100kHz,1V | | Max. | Typ. | Max. | Typ. | Typ. |
| Units | μH | M=±20% N=±30% | A | | A | | Ω |
| Symbol | L | | I _{rms} | | I _{sat} | | DCR |
| ANR4018T4R7M | 4.7 | M | 1.22 | 1.80 | 1.73 | 2.20 | 0.116 |
| ANR4018T6R8M | 6.8 | M | 1.08 | 1.50 | 1.47 | 2.00 | 0.142 |
| ANR4018T100M | 10 | M | 0.85 | 1.20 | 1.32 | 1.60 | 0.232 |
| ANR4018T150M | 15 | M | 0.66 | 1.00 | 0.95 | 1.10 | 0.322 |
| ANR4018T220M | 22 | M | 0.60 | 0.85 | 0.81 | 0.88 | 0.463 |
| ANR4018T330M | 33 | M | 0.50 | 0.72 | 0.57 | 0.75 | 0.682 |
| ANR4018T470M | 47 | M | 0.43 | 0.65 | 0.58 | 0.70 | 0.837 |
| ANR4018T680M | 68 | M | 0.32 | 0.52 | 0.48 | 0.51 | 1.287 |
| ANR4018T101M | 100 | M | 0.25 | 0.41 | 0.41 | 0.44 | 2.252 |
| ANR4018T151M | 150 | M | 0.22 | 0.36 | 0.31 | 0.34 | 3.218 |
| ANR4018T221M | 220 | M | 0.17 | 0.27 | 0.27 | 0.30 | 5.148 |

● ANR4020 Series

| Part Number | Inductance | Inductance Tolerance | Heat Rating Current | | Saturation Current | | DC Resistance |
|--------------|------------|----------------------|---------------------|------|--------------------|-------|---------------|
| | @100kHz,1V | | Max. | Typ. | Max. | Typ. | Typ. |
| Units | μH | M=±20% N=±30% | A | | A | | Ω |
| Symbol | L | | I _{rms} | | I _{sat} | | DCR |
| ANR4020TR24□ | 0.24 | N/M | 4.57 | 5.20 | 10.66 | 12.50 | 0.014 |
| ANR4020TR33□ | 0.33 | N/M | 3.35 | 4.90 | 7.61 | 8.50 | 0.016 |
| ANR4020TR47□ | 0.47 | N/M | 3.35 | 3.70 | 7.11 | 7.50 | 0.029 |
| ANR4020TR68□ | 0.68 | N/M | 2.84 | 3.30 | 6.50 | 6.60 | 0.036 |
| ANR4020T1R0□ | 1 | N/M | 2.18 | 3.20 | 4.85 | 5.20 | 0.038 |
| ANR4020T1R2□ | 1.2 | N/M | 2.18 | 3.20 | 5.18 | 5.60 | 0.038 |
| ANR4020T1R5□ | 1.5 | N/M | 2.01 | 3.00 | 4.52 | 4.90 | 0.046 |
| ANR4020T2R2□ | 2.2 | N/M | 1.88 | 2.80 | 3.45 | 3.70 | 0.051 |
| ANR4020T3R3□ | 3.3 | N/M | 1.42 | 2.50 | 3.25 | 3.50 | 0.09 |
| ANR4020T3R6□ | 3.6 | N/M | 1.56 | 2.50 | 2.84 | 3.00 | 0.091 |
| ANR4020T4R7□ | 4.7 | N/M | 1.36 | 2.00 | 2.39 | 2.50 | 0.097 |
| ANR4020T5R1M | 5.1 | M | 1.29 | 1.80 | 2.33 | 2.50 | 0.11 |
| ANR4020T5R6M | 5.6 | M | 1.24 | 1.80 | 2.23 | 2.40 | 0.116 |
| ANR4020T6R2M | 6.2 | M | 1.10 | 1.60 | 2.18 | 2.30 | 0.149 |
| ANR4020T6R8M | 6.8 | M | 1.06 | 1.60 | 2.23 | 2.40 | 0.161 |
| ANR4020T7R5M | 7.5 | M | 1.10 | 1.50 | 1.88 | 2.00 | 0.149 |
| ANR4020T8R2M | 8.2 | M | 1.06 | 1.40 | 1.78 | 1.90 | 0.181 |
| ANR4020T100M | 10 | M | 0.91 | 1.20 | 1.62 | 1.70 | 0.213 |
| ANR4020T120M | 12 | M | 0.89 | 1.20 | 1.52 | 1.60 | 0.226 |
| ANR4020T150M | 15 | M | 0.78 | 1.10 | 1.37 | 1.50 | 0.296 |
| ANR4020T220M | 22 | M | 0.63 | 0.87 | 1.07 | 1.10 | 0.45 |
| ANR4020T270M | 27 | M | 0.51 | 0.70 | 1.04 | 1.10 | 0.702 |
| ANR4020T330M | 33 | M | 0.50 | 0.68 | 0.86 | 0.93 | 0.708 |

Electrical Characteristics

● ANR4020 Series

| Part Number | Inductance | Inductance Tolerance | Heat Rating Current | | Saturation Current | | DC Resistance |
|--------------|---------------|----------------------|---------------------|------|--------------------|------|---------------|
| | @100kHz,1V | | Max. | Typ. | Max. | Typ. | Typ. |
| Units | μH | M=±20% N=±30% | A | | A | | Ω |
| Symbol | L | | I _{rms} | | I _{sat} | | DCR |
| ANR4020T390M | 39 | M | 0.47 | 0.64 | 0.83 | 0.90 | 0.837 |
| ANR4020T430M | 43 | M | 0.46 | 0.63 | 0.78 | 0.85 | 0.849 |
| ANR4020T470M | 47 | M | 0.45 | 0.61 | 0.75 | 0.81 | 0.914 |
| ANR4020T510M | 51 | M | 0.43 | 0.59 | 0.71 | 0.77 | 0.965 |
| ANR4020T560M | 56 | M | 0.42 | 0.57 | 0.67 | 0.72 | 1.03 |
| ANR4020T620M | 62 | M | 0.40 | 0.52 | 0.66 | 0.71 | 1.158 |
| ANR4020T680M | 68 | M | 0.37 | 0.50 | 0.62 | 0.67 | 1.366 |
| ANR4020T750M | 75 | M | 0.36 | 0.49 | 0.71 | 0.77 | 1.495 |
| ANR4020T820M | 82 | M | 0.35 | 0.47 | 0.51 | 0.55 | 1.505 |
| ANR4020T101M | 100 | M | 0.31 | 0.43 | 0.49 | 0.53 | 2 |

● ANR4026 Series

| Part Number | Inductance | Inductance Tolerance | Heat Rating Current | | Saturation Current | | DC Resistance |
|--------------|---------------|----------------------|---------------------|------|--------------------|------|---------------|
| | @100kHz,1V | | Max. | Typ. | Max. | Typ. | Typ. |
| Units | μH | M=±20% N=±30% | A | | A | | Ω |
| Symbol | L | | I _{rms} | | I _{sat} | | DCR |
| ANR4026T1R0□ | 1 | N/M | 3.05 | 3.66 | 3.35 | 3.72 | 0.031 |
| ANR4026T1R2□ | 1.2 | N/M | 2.33 | 2.80 | 3.15 | 3.50 | 0.039 |
| ANR4026T1R5□ | 1.5 | N/M | 2.33 | 2.80 | 2.44 | 2.71 | 0.039 |
| ANR4026T2R2M | 2.2 | M | 2.03 | 2.44 | 2.13 | 2.36 | 0.051 |
| ANR4026T3R3M | 3.3 | M | 1.73 | 2.08 | 1.83 | 2.03 | 0.064 |
| ANR4026T4R7M | 4.7 | M | 1.62 | 1.94 | 1.47 | 1.63 | 0.071 |
| ANR4026T6R8M | 6.8 | M | 1.52 | 1.82 | 1.32 | 1.47 | 0.084 |
| ANR4026T100M | 10 | M | 1.32 | 1.58 | 1.02 | 1.13 | 0.109 |
| ANR4026T150M | 15 | M | 1.12 | 1.34 | 0.91 | 1.01 | 0.142 |
| ANR4026T220M | 22 | M | 0.91 | 1.09 | 0.61 | 0.68 | 0.212 |
| ANR4026T330M | 33 | M | 0.71 | 0.85 | 0.56 | 0.62 | 0.347 |
| ANR4026T470M | 47 | M | 0.66 | 0.79 | 0.41 | 0.46 | 0.386 |

● ANR4030 Series

| Part Number | Inductance | Inductance Tolerance | Heat Rating Current | | Saturation Current | | DC Resistance |
|--------------|---------------|----------------------|---------------------|------|--------------------|------|---------------|
| | @100kHz,1V | | Max. | Typ. | Max. | Typ. | Typ. |
| Units | μH | M=±20% N=±30% | A | | A | | Ω |
| Symbol | L | | I _{rms} | | I _{sat} | | DCR |
| ANR4030TR47□ | 0.47 | M | 5.20 | 5.90 | 7.80 | 9.80 | 0.015 |
| ANR4030TR68□ | 0.68 | N/M | 4.63 | 5.10 | 6.90 | 8.00 | 0.018 |
| ANR4030TR91□ | 0.91 | N/M | 4.21 | 4.70 | 6.34 | 6.80 | 0.017 |
| ANR4030T1R0□ | 1 | N/M | 4.21 | 4.70 | 5.34 | 5.70 | 0.018 |
| ANR4030T1R2□ | 1.2 | N/M | 3.88 | 4.20 | 5.89 | 6.30 | 0.02 |

Electrical Characteristics

● ANR4030 Series

| Part Number | Inductance | Inductance Tolerance | Heat Rating Current | | Saturation Current | | DC Resistance |
|--------------|------------|----------------------|---------------------|------|--------------------|------|---------------|
| | @100kHz,1V | | Max. | Typ. | Max. | Typ. | Typ. |
| Units | μH | M=±20% N=±30% | A | | A | | Ω |
| Symbol | L | | I _{rms} | | I _{sat} | | DCR |
| ANR4030T1R5□ | 1.5 | N/M | 3.39 | 3.60 | 4.91 | 5.30 | 0.026 |
| ANR4030T1R8□ | 1.8 | N/M | 3.25 | 3.30 | 4.57 | 5.00 | 0.033 |
| ANR4030T2R2□ | 2.2 | N/M | 2.99 | 3.20 | 4.97 | 5.80 | 0.039 |
| ANR4030T3R3M | 3.3 | M | 2.44 | 2.60 | 3.35 | 3.60 | 0.051 |
| ANR4030T3R9M | 3.9 | M | 2.13 | 2.30 | 3.05 | 3.30 | 0.073 |
| ANR4030T4R3M | 4.3 | M | 2.13 | 2.30 | 2.99 | 3.20 | 0.071 |
| ANR4030T4R7M | 4.7 | M | 2.03 | 2.30 | 2.94 | 3.20 | 0.077 |
| ANR4030T5R6M | 5.6 | M | 1.98 | 2.10 | 2.64 | 2.80 | 0.084 |
| ANR4030T6R8M | 6.8 | M | 1.62 | 1.70 | 2.79 | 3.00 | 0.116 |
| ANR4030T7R5M | 7.5 | M | 1.67 | 1.80 | 2.23 | 2.40 | 0.11 |
| ANR4030T8R2M | 8.2 | M | 1.62 | 1.70 | 2.13 | 2.30 | 0.116 |
| ANR4030T100M | 10 | M | 1.52 | 1.60 | 1.98 | 2.40 | 0.129 |
| ANR4030T120M | 12 | M | 1.32 | 1.40 | 1.73 | 1.80 | 0.174 |
| ANR4030T150M | 15 | M | 1.13 | 1.20 | 1.67 | 1.80 | 0.245 |
| ANR4030T180M | 18 | M | 1.12 | 1.20 | 1.42 | 1.50 | 0.257 |
| ANR4030T220M | 22 | M | 1.02 | 1.20 | 1.32 | 1.40 | 0.29 |
| ANR4030T330M | 33 | M | 0.85 | 0.92 | 1.12 | 1.20 | 0.425 |
| ANR4030T360M | 36 | M | 0.84 | 0.91 | 1.07 | 1.10 | 0.432 |
| ANR4030T390M | 39 | M | 0.74 | 0.80 | 1.05 | 1.10 | 0.56 |
| ANR4030T470M | 47 | M | 0.73 | 0.80 | 0.96 | 1.00 | 0.573 |
| ANR4030T510M | 51 | M | 0.71 | 0.80 | 0.91 | 1.13 | 0.605 |
| ANR4030T560M | 56 | M | 0.66 | 0.71 | 0.86 | 0.94 | 0.715 |
| ANR4030T620M | 62 | M | 0.64 | 0.70 | 0.81 | 0.99 | 0.752 |
| ANR4030T680M | 68 | M | 0.53 | 0.57 | 0.73 | 0.80 | 1.117 |
| ANR4030T750M | 75 | M | 0.49 | 0.53 | 0.71 | 0.88 | 1.313 |
| ANR4030T820M | 82 | M | 0.48 | 0.52 | 0.67 | 0.72 | 1.364 |
| ANR4030T910M | 91 | M | 0.47 | 0.50 | 0.66 | 0.71 | 1.416 |
| ANR4030T101M | 100 | M | 0.46 | 0.49 | 0.61 | 0.73 | 1.48 |
| ANR4030T121M | 120 | M | 0.43 | 0.46 | 0.56 | 0.60 | 1.737 |
| ANR4030T151M | 150 | M | 0.30 | 0.35 | 0.51 | 0.55 | 2.317 |
| ANR4030T221M | 220 | M | 0.35 | 0.40 | 0.40 | 0.50 | 3.25 |
| ANR4030T331M | 330 | M | 0.25 | 0.26 | 0.30 | 0.40 | 5.2 |
| ANR4030T471□ | 470 | K/M | 0.20 | 0.23 | 0.30 | 0.35 | 9.36 |
| ANR4030T501M | 500 | M | 0.15 | 0.20 | 0.28 | 0.30 | 8.937 |
| ANR4030T681M | 680 | M | 0.14 | 0.18 | 0.19 | 0.20 | 9.755 |

Electrical Characteristics

● ANR5012 Series

| Part Number | Inductance | Inductance Tolerance | Heat Rating Current | | Saturation Current | | DC Resistance |
|--------------|------------|----------------------|---------------------|------|--------------------|------|---------------|
| | @100kHz,1V | | Max. | Typ. | Max. | Typ. | Typ. |
| Units | μH | M=±20% N=±30% | A | | A | | Ω |
| Symbol | L | | I _{rms} | | I _{sat} | | DCR |
| ANR5012T1R0□ | 1 | N/M | 2.03 | 2.40 | 4.47 | 4.70 | 0.067 |
| ANR5012T1R5□ | 1.5 | N/M | 1.93 | 2.20 | 3.76 | 3.80 | 0.085 |
| ANR5012T2R2□ | 2.2 | N/M | 1.73 | 2.00 | 3.15 | 3.20 | 0.107 |
| ANR5012T3R3□ | 3.3 | N/M | 1.42 | 1.70 | 2.44 | 2.60 | 0.149 |
| ANR5012T4R7□ | 4.7 | N/M | 1.32 | 1.50 | 2.23 | 2.30 | 0.195 |
| ANR5012T6R8M | 6.8 | M | 1.02 | 1.20 | 1.73 | 1.90 | 0.291 |
| ANR5012T100M | 10 | M | 0.86 | 1.00 | 1.42 | 1.50 | 0.409 |
| ANR5012T150M | 15 | M | 0.81 | 0.92 | 1.22 | 1.30 | 0.518 |
| ANR5012T220M | 22 | M | 0.61 | 0.68 | 0.89 | 0.98 | 0.849 |

● ANR5020 Series

| Part Number | Inductance | Inductance Tolerance | Heat Rating Current | | Saturation Current | | DC Resistance |
|--------------|------------|----------------------|---------------------|------|--------------------|-------|---------------|
| | @100kHz,1V | | Max. | Typ. | Max. | Typ. | Typ. |
| Units | μH | M=±20% N=±30% | A | | A | | Ω |
| Symbol | L | | I _{rms} | | I _{sat} | | DCR |
| ANR5020TR22□ | 0.22 | N/M | 5.38 | 6.00 | 9.14 | 12.00 | 0.011 |
| ANR5020TR24□ | 0.24 | N/M | 5.38 | 6.00 | 8.12 | 10.00 | 0.011 |
| ANR5020TR47□ | 0.47 | N/M | 4.67 | 5.00 | 6.24 | 6.70 | 0.017 |
| ANR5020TR56□ | 0.56 | N/M | 3.86 | 4.20 | 8.63 | 9.60 | 0.022 |
| ANR5020TR68□ | 0.68 | N/M | 4.06 | 4.40 | 5.58 | 6.00 | 0.022 |
| ANR5020TR75□ | 0.75 | N/M | 4.06 | 4.40 | 5.58 | 6.00 | 0.022 |
| ANR5020T1R0□ | 1 | N/M | 3.86 | 4.10 | 4.16 | 5.00 | 0.026 |
| ANR5020T1R2□ | 1.2 | N/M | 3.60 | 3.90 | 4.57 | 4.90 | 0.033 |
| ANR5020T1R5□ | 1.5 | N/M | 3.25 | 3.50 | 4.16 | 4.50 | 0.034 |
| ANR5020T2R2□ | 2.2 | N/M | 2.94 | 3.10 | 3.25 | 4.00 | 0.042 |
| ANR5020T2R7□ | 2.7 | N/M | 2.74 | 2.90 | 2.94 | 3.50 | 0.049 |
| ANR5020T3R0□ | 3 | N/M | 2.74 | 2.90 | 2.59 | 2.80 | 0.049 |
| ANR5020T3R3□ | 3.3 | N/M | 2.54 | 2.70 | 2.59 | 3.00 | 0.056 |
| ANR5020T3R6□ | 3.6 | N/M | 2.54 | 2.70 | 2.84 | 3.00 | 0.055 |
| ANR5020T3R9□ | 3.9 | N/M | 2.54 | 2.70 | 2.33 | 2.80 | 0.071 |
| ANR5020T4R3M | 4.3 | M | 2.23 | 2.40 | 2.54 | 3.00 | 0.073 |
| ANR5020T4R7M | 4.7 | M | 2.23 | 2.40 | 2.54 | 2.70 | 0.074 |
| ANR5020T5R1M | 5.1 | M | 2.08 | 2.20 | 2.28 | 2.60 | 0.082 |
| ANR5020T5R6M | 5.6 | M | 2.08 | 2.20 | 2.33 | 2.50 | 0.083 |
| ANR5020T6R8M | 6.8 | M | 1.83 | 1.90 | 2.08 | 2.20 | 0.107 |
| ANR5020T7R5M | 7.5 | M | 1.78 | 1.90 | 1.88 | 2.00 | 0.116 |
| ANR5020T8R2M | 8.2 | M | 1.67 | 1.80 | 1.88 | 2.00 | 0.126 |
| ANR5020T9R1M | 9.1 | M | 1.57 | 1.70 | 1.73 | 1.80 | 0.142 |
| ANR5020T100M | 10 | M | 1.57 | 1.70 | 1.73 | 1.80 | 0.142 |
| ANR5020T120M | 12 | M | 1.42 | 1.50 | 1.52 | 1.60 | 0.18 |

Electrical Characteristics

● ANR5020 Series

| Part Number | Inductance | Inductance Tolerance | Heat Rating Current | | Saturation Current | | DC Resistance |
|--------------|------------|----------------------|---------------------|------------------|--------------------|------|---------------|
| | @100kHz,1V | | Max. | Typ. | Max. | Typ. | Typ. |
| Units | μH | M=±20% N=±30% | A | | A | | Ω |
| Symbol | L | | I _{rms} | I _{sat} | | DCR | |
| ANR5020T150M | 15 | M | 1.27 | 1.30 | 1.37 | 1.40 | 0.215 |
| ANR5020T180M | 18 | M | 1.17 | 1.20 | 1.27 | 1.30 | 0.257 |
| ANR5020T220M | 22 | M | 1.12 | 1.20 | 1.17 | 1.20 | 0.294 |
| ANR5020T330M | 33 | M | 0.91 | 0.99 | 0.93 | 1.00 | 0.507 |
| ANR5020T470M | 47 | M | 0.78 | 0.84 | 0.78 | 0.84 | 0.68 |
| ANR5020T560M | 56 | M | 0.71 | 0.77 | 0.78 | 0.84 | 0.957 |
| ANR5020T680M | 68 | M | 0.65 | 0.70 | 0.66 | 0.70 | 0.962 |
| ANR5020T820M | 82 | M | 0.51 | 0.60 | 0.66 | 0.75 | 1.146 |
| ANR5020T101M | 100 | M | 0.54 | 0.58 | 0.54 | 0.58 | 1.43 |
| ANR5020T121M | 120 | M | 0.41 | 0.50 | 0.43 | 0.53 | 1.737 |
| ANR5020T201M | 200 | M | 0.41 | 0.45 | 0.30 | 0.33 | 2.574 |
| ANR5020T561M | 560 | M | 0.20 | 0.30 | 0.24 | 0.30 | 9.06 |

● ANR5040 Series

| Part Number | Inductance | Inductance Tolerance | Heat Rating Current | | Saturation Current | | DC Resistance |
|--------------|------------|----------------------|---------------------|------------------|--------------------|-------|---------------|
| | @100kHz,1V | | Max. | Typ. | Max. | Typ. | Typ. |
| Units | μH | M=±20% N=±30% | A | | A | | Ω |
| Symbol | L | | I _{rms} | I _{sat} | | DCR | |
| ANR5040TR22□ | 0.22 | N/M | 6.60 | 7.50 | 18.27 | 20.00 | 0.008 |
| ANR5040TR24□ | 0.24 | N/M | 6.50 | 7.40 | 15.94 | 18.00 | 0.008 |
| ANR5040TR47□ | 0.47 | N/M | 6.70 | 7.60 | 10.15 | 11.50 | 0.013 |
| ANR5040T1R0□ | 1 | N/M | 4.97 | 5.10 | 7.46 | 8.20 | 0.018 |
| ANR5040T1R2□ | 1.2 | N/M | 4.21 | 4.30 | 6.60 | 7.10 | 0.021 |
| ANR5040T1R5□ | 1.5 | N/M | 4.36 | 4.80 | 6.39 | 7.30 | 0.02 |
| ANR5040T1R8□ | 1.8 | N/M | 4.21 | 4.30 | 5.58 | 6.40 | 0.027 |
| ANR5040T2R2□ | 2.2 | N/M | 3.86 | 4.30 | 4.97 | 5.60 | 0.027 |
| ANR5040T2R7□ | 2.7 | N/M | 3.65 | 4.10 | 4.36 | 5.10 | 0.029 |
| ANR5040T3R0□ | 3 | N/M | 3.65 | 4.20 | 4.21 | 4.80 | 0.029 |
| ANR5040T3R3□ | 3.3 | N/M | 3.45 | 3.90 | 4.01 | 4.60 | 0.031 |
| ANR5040T3R6□ | 3.6 | N/M | 3.35 | 3.70 | 3.86 | 4.40 | 0.031 |
| ANR5040T3R9□ | 3.9 | N/M | 3.25 | 3.70 | 3.60 | 4.20 | 0.035 |
| ANR5040T4R7□ | 4.7 | N/M | 3.05 | 3.30 | 3.55 | 3.90 | 0.041 |
| ANR5040T5R6M | 5.6 | M | 2.84 | 3.10 | 3.05 | 4.10 | 0.046 |
| ANR5040T6R8M | 6.8 | M | 2.54 | 2.80 | 2.94 | 3.50 | 0.056 |
| ANR5040T8R2M | 8.2 | M | 2.33 | 2.60 | 2.74 | 3.00 | 0.074 |
| ANR5040T100M | 10 | M | 2.13 | 2.40 | 2.39 | 2.90 | 0.083 |
| ANR5040T120M | 12 | M | 2.03 | 2.10 | 2.23 | 2.50 | 0.099 |
| ANR5040T150M | 15 | M | 2.03 | 2.10 | 2.03 | 2.30 | 0.112 |
| ANR5040T180M | 18 | M | 1.47 | 1.65 | 1.73 | 2.00 | 0.153 |
| ANR5040T220M | 22 | M | 1.52 | 1.60 | 1.62 | 1.90 | 0.168 |

Electrical Characteristics

● ANR5040 Series

| Part Number | Inductance | Inductance Tolerance | Heat Rating Current | | Saturation Current | | DC Resistance |
|--------------|------------|----------------------|---------------------|------|--------------------|------|---------------|
| | @100kHz,1V | | Max. | Typ. | Max. | Typ. | Typ. |
| Units | μH | M=±20% N=±30% | A | | A | | Ω |
| Symbol | L | | I _{rms} | | I _{sat} | | DCR |
| ANR5040T270M | 27 | M | 1.12 | 1.25 | 1.54 | 1.75 | 0.242 |
| ANR5040T330M | 33 | M | 1.22 | 1.40 | 1.32 | 1.50 | 0.244 |
| ANR5040T470M | 47 | M | 1.02 | 1.10 | 1.12 | 1.30 | 0.354 |
| ANR5040T510M | 51 | M | 1.02 | 1.10 | 1.02 | 1.20 | 0.489 |
| ANR5040T560M | 56 | M | 0.81 | 0.90 | 1.07 | 1.20 | 0.494 |
| ANR5040T680M | 68 | M | 0.81 | 0.90 | 0.91 | 1.10 | 0.52 |
| ANR5040T750M | 75 | M | 0.73 | 0.80 | 0.86 | 0.95 | 0.579 |
| ANR5040T101M | 100 | M | 0.71 | 0.80 | 0.76 | 0.90 | 0.728 |
| ANR5040T151M | 150 | M | 0.61 | 0.70 | 0.66 | 0.67 | 0.975 |
| ANR5040T221M | 220 | M | 0.41 | 0.50 | 0.49 | 0.55 | 1.82 |
| ANR5040T301M | 300 | M | 0.36 | 0.40 | 0.51 | 0.58 | 2.574 |
| ANR5040T331M | 330 | M | 0.41 | 0.50 | 0.43 | 0.47 | 2.703 |
| ANR5040T471M | 470 | M | 0.36 | 0.40 | 0.38 | 0.43 | 3.9 |
| ANR5040T561M | 560 | M | 0.31 | 0.35 | 0.31 | 0.36 | 4.914 |
| ANR5040T681M | 680 | M | 0.25 | 0.30 | 0.30 | 0.35 | 5.07 |
| ANR5040T102M | 1000 | M | 0.20 | 0.23 | 0.21 | 0.25 | 7.8 |
| ANR5040T222M | 2200 | M | 0.11 | 0.12 | 0.15 | 0.18 | 14.82 |

● ANR5045 Series

| Part Number | Inductance | Inductance Tolerance | Heat Rating Current | | Saturation Current | | DC Resistance |
|--------------|------------|----------------------|---------------------|------|--------------------|------|---------------|
| | @100kHz,1V | | Max. | Typ. | Max. | Typ. | Typ. |
| Units | μH | M=±20% N=±30% | A | | A | | Ω |
| Symbol | L | | I _{rms} | | I _{sat} | | DCR |
| ANR5045T2R2M | 2.2 | M | 4.77 | 5.40 | 6.50 | 7.20 | 0.029 |
| ANR5045T100M | 10 | M | 2.54 | 2.90 | 3.25 | 3.70 | 0.078 |
| ANR5045T220M | 22 | M | 1.57 | 1.80 | 2.03 | 2.35 | 0.161 |

● ANR6020 Series

| Part Number | Inductance | Inductance Tolerance | Heat Rating Current | | Saturation Current | | DC Resistance |
|--------------|------------|----------------------|---------------------|------|--------------------|------|---------------|
| | @100kHz,1V | | Max. | Typ. | Max. | Typ. | Typ. |
| Units | μH | M=±20% N=±30% | A | | A | | Ω |
| Symbol | L | | I _{rms} | | I _{sat} | | DCR |
| ANR6020TR50□ | 0.5 | N/M | 4.06 | 5.00 | 4.57 | 6.00 | 0.018 |
| ANR6020TR68□ | 0.68 | N/M | 3.86 | 4.80 | 6.65 | 7.80 | 0.022 |
| ANR6020TR82□ | 0.82 | N/M | 3.86 | 4.80 | 5.38 | 6.30 | 0.022 |
| ANR6020T1R0□ | 1 | N/M | 3.55 | 4.40 | 4.21 | 5.00 | 0.026 |
| ANR6020T1R2□ | 1.2 | N/M | 3.25 | 4.00 | 5.99 | 7.00 | 0.029 |
| ANR6020T1R5□ | 1.5 | N/M | 3.25 | 4.00 | 4.31 | 5.10 | 0.029 |

Electrical Characteristics

● ANR6020 Series

| Part Number | Inductance | Inductance Tolerance | Heat Rating Current | | Saturation Current | | DC Resistance |
|--------------|------------|----------------------|---------------------|------|--------------------|------|---------------|
| | @100kHz,1V | | Max. | Typ. | Max. | Typ. | Typ. |
| Units | μH | M=±20% N=±30% | A | | A | | Ω |
| Symbol | L | | I _{rms} | | I _{sat} | | DCR |
| ANR6020T1R8□ | 1.8 | N/M | 2.79 | 3.50 | 4.92 | 5.80 | 0.036 |
| ANR6020T2R0□ | 2 | N/M | 2.64 | 3.30 | 4.16 | 4.90 | 0.046 |
| ANR6020T2R2□ | 2.2 | N/M | 2.79 | 3.50 | 3.81 | 4.50 | 0.036 |
| ANR6020T2R7□ | 2.7 | N/M | 2.64 | 3.30 | 3.96 | 4.60 | 0.046 |
| ANR6020T3R3□ | 3.3 | N/M | 2.64 | 3.30 | 3.20 | 3.70 | 0.046 |
| ANR6020T3R9□ | 3.9 | N/M | 2.13 | 2.60 | 3.30 | 3.90 | 0.063 |
| ANR6020T4R3□ | 4.3 | N/M | 2.13 | 2.60 | 2.74 | 3.20 | 0.063 |
| ANR6020T4R7□ | 4.7 | N/M | 2.03 | 2.50 | 3.05 | 3.60 | 0.074 |
| ANR6020T5R6□ | 5.6 | N/M | 1.93 | 2.40 | 2.44 | 2.90 | 0.089 |
| ANR6020T6R2□ | 6.2 | N/M | 1.83 | 2.30 | 2.33 | 2.70 | 0.102 |
| ANR6020T6R8□ | 6.8 | N/M | 1.83 | 2.30 | 2.23 | 2.60 | 0.102 |
| ANR6020T8R2□ | 8.2 | N/M | 1.42 | 1.80 | 2.13 | 2.50 | 0.136 |
| ANR6020T100M | 10 | M | 1.42 | 1.80 | 1.78 | 2.10 | 0.136 |
| ANR6020T120M | 12 | M | 1.32 | 1.60 | 1.47 | 1.70 | 0.154 |
| ANR6020T150M | 15 | M | 1.22 | 1.50 | 1.22 | 1.40 | 0.187 |
| ANR6020T180M | 18 | M | 1.10 | 1.40 | 1.22 | 1.40 | 0.232 |
| ANR6020T220M | 22 | M | 1.02 | 1.30 | 1.07 | 1.20 | 0.262 |
| ANR6020T330M | 33 | M | 0.85 | 1.05 | 0.96 | 1.10 | 0.386 |
| ANR6020T470M | 47 | M | 0.81 | 0.90 | 0.71 | 0.90 | 0.553 |
| ANR6020T331M | 330 | M | 0.33 | 0.39 | 0.27 | 0.33 | 3.385 |
| ANR6020T101M | 100 | M | 0.50 | 0.58 | 0.64 | 0.84 | 1.2 |

● ANR6028 Series

| Part Number | Inductance | Inductance Tolerance | Heat Rating Current | | Saturation Current | | DC Resistance |
|--------------|------------|----------------------|---------------------|------|--------------------|------|---------------|
| | @100kHz,1V | | Max. | Typ. | Max. | Typ. | Typ. |
| Units | μH | M=±20% N=±30% | A | | A | | Ω |
| Symbol | L | | I _{rms} | | I _{sat} | | DCR |
| ANR6028TR82□ | 0.82 | N/M | 5.28 | 6.00 | 6.60 | 9.00 | 0.016 |
| ANR6028T1R0□ | 1 | N/M | 5.28 | 5.70 | 5.84 | 7.00 | 0.018 |
| ANR6028T1R2□ | 1.2 | N/M | 4.65 | 5.00 | 6.50 | 7.50 | 0.017 |
| ANR6028T1R5□ | 1.5 | N/M | 4.65 | 5.00 | 6.09 | 6.60 | 0.017 |
| ANR6028T2R2□ | 2.2 | N/M | 3.81 | 4.10 | 5.18 | 5.60 | 0.026 |
| ANR6028T2R7□ | 2.7 | N/M | 3.81 | 4.10 | 3.86 | 4.10 | 0.033 |
| ANR6028T3R3□ | 3.3 | N/M | 3.53 | 3.80 | 4.21 | 4.50 | 0.033 |
| ANR6028T4R7□ | 4.7 | N/M | 3.13 | 3.40 | 3.05 | 3.30 | 0.039 |
| ANR6028T5R1□ | 5.1 | N/M | 2.64 | 2.80 | 3.25 | 3.50 | 0.055 |
| ANR6028T6R2M | 6.2 | M | 2.44 | 2.60 | 3.10 | 3.30 | 0.06 |
| ANR6028T6R8M | 6.8 | M | 2.44 | 2.60 | 2.64 | 3.00 | 0.06 |
| ANR6028T8R2M | 8.2 | M | 2.28 | 2.50 | 2.33 | 2.50 | 0.071 |

Electrical Characteristics

● ANR6028 Series

| Part Number | Inductance | Inductance Tolerance | Heat Rating Current | | Saturation Current | | DC Resistance |
|--------------|---------------|----------------------|---------------------|------|--------------------|------|---------------|
| | @100kHz,1V | | Max. | Typ. | Max. | Typ. | Typ. |
| Units | μH | M=±20% N=±30% | A | | A | | Ω |
| Symbol | L | | I _{rms} | | I _{sat} | | DCR |
| ANR6028T9R1M | 9.1 | M | 2.18 | 2.40 | 2.59 | 2.80 | 0.095 |
| ANR6028T100M | 10 | M | 1.98 | 2.40 | 2.07 | 2.50 | 0.093 |
| ANR6028T120M | 12 | M | 1.88 | 2.00 | 1.83 | 2.00 | 0.103 |
| ANR6028T150M | 15 | M | 1.47 | 1.60 | 1.78 | 1.90 | 0.161 |
| ANR6028T180M | 18 | M | 1.47 | 1.60 | 1.54 | 1.80 | 0.154 |
| ANR6028T220M | 22 | M | 1.42 | 1.60 | 1.47 | 1.80 | 0.18 |
| ANR6028T270M | 27 | M | 1.34 | 1.40 | 1.52 | 1.60 | 0.2 |
| ANR6028T330M | 33 | M | 1.24 | 1.30 | 1.37 | 1.50 | 0.239 |
| ANR6028T360M | 36 | M | 1.15 | 1.20 | 1.27 | 1.40 | 0.277 |
| ANR6028T390M | 39 | M | 1.12 | 1.20 | 1.27 | 1.40 | 0.29 |
| ANR6028T470M | 47 | M | 1.08 | 1.10 | 1.17 | 1.30 | 0.406 |
| ANR6028T560M | 56 | M | 0.90 | 1.00 | 1.07 | 1.20 | 0.445 |
| ANR6028T680M | 68 | M | 0.87 | 0.95 | 0.81 | 0.95 | 0.463 |
| ANR6028T750M | 75 | M | 0.82 | 0.90 | 0.91 | 0.99 | 0.528 |
| ANR6028T820M | 82 | M | 0.71 | 0.77 | 0.81 | 0.88 | 0.644 |
| ANR6028T101M | 100 | M | 0.71 | 0.77 | 0.66 | 0.71 | 0.774 |
| ANR6028T151M | 150 | M | 0.70 | 0.80 | 0.80 | 0.88 | 0.78 |
| ANR6028T221M | 220 | M | 0.50 | 0.57 | 0.40 | 0.50 | 1.729 |
| ANR6028T401M | 400 | M | 0.41 | 0.45 | 0.30 | 0.33 | 2.78 |
| ANR6028T471M | 470 | M | 0.33 | 0.37 | 0.28 | 0.32 | 3.505 |
| ANR6028T102M | 1000 | M | 0.23 | 0.26 | 0.18 | 0.22 | 7.54 |

● ANR6040 Series

| Part Number | Inductance | Inductance Tolerance | Heat Rating Current | | Saturation Current | | DC Resistance |
|--------------|---------------|----------------------|---------------------|------|--------------------|------|---------------|
| | @100kHz,1V | | Max. | Typ. | Max. | Typ. | Typ. |
| Units | μH | M=±20% N=±30% | A | | A | | Ω |
| Symbol | L | | I _{rms} | | I _{sat} | | DCR |
| ANR6040T100M | 10 | M | 2.45 | 2.80 | 3.20 | 3.50 | 0.062 |
| ANR6040T150M | 15 | M | 2.05 | 2.35 | 2.50 | 3.00 | 0.088 |

● ANR6045 Series

| Part Number | Inductance | Inductance Tolerance | Heat Rating Current | | Saturation Current | | DC Resistance |
|--------------|---------------|----------------------|---------------------|------|--------------------|-------|---------------|
| | @100kHz,1V | | Max. | Typ. | Max. | Typ. | Typ. |
| Units | μH | M=±20% N=±30% | A | | A | | Ω |
| Symbol | L | | I _{rms} | | I _{sat} | | DCR |
| ANR6045TR47□ | 0.47 | N/M | 6.60 | 6.60 | 15.23 | 16.50 | 0.012 |
| ANR6045TR56□ | 0.56 | N/M | 6.60 | 6.60 | 14.21 | 15.00 | 0.012 |
| ANR6045TR68□ | 0.68 | N/M | 5.79 | 6.50 | 11.17 | 12.00 | 0.012 |
| ANR6045TR82□ | 0.82 | N/M | 5.99 | 6.50 | 10.51 | 11.00 | 0.013 |

Electrical Characteristics

● ANR6045 Series

| Part Number | Inductance | Inductance Tolerance | Heat Rating Current | | Saturation Current | | DC Resistance |
|--------------|------------|----------------------|---------------------|------|--------------------|-------|---------------|
| | @100kHz,1V | | Max. | Typ. | Max. | Typ. | Typ. |
| Units | μH | M=±20% N=±30% | A | | A | | Ω |
| Symbol | L | | I _{rms} | | I _{sat} | | DCR |
| ANR6045T1R0□ | 1 | N/M | 5.22 | 5.60 | 10.00 | 10.00 | 0.014 |
| ANR6045T1R2□ | 1.2 | N/M | 5.48 | 5.90 | 8.48 | 9.10 | 0.016 |
| ANR6045T1R3□ | 1.3 | N/M | 5.48 | 5.90 | 8.48 | 9.10 | 0.013 |
| ANR6045T1R5□ | 1.5 | N/M | 5.02 | 5.40 | 8.93 | 9.70 | 0.016 |
| ANR6045T1R8□ | 1.8 | N/M | 5.02 | 5.40 | 7.71 | 8.40 | 0.016 |
| ANR6045T2R2□ | 2.2 | N/M | 4.67 | 5.00 | 6.85 | 7.40 | 0.023 |
| ANR6045T2R3□ | 2.3 | N/M | 3.55 | 3.80 | 6.09 | 6.60 | 0.027 |
| ANR6045T2R7□ | 2.7 | N/M | 4.36 | 4.70 | 5.84 | 6.30 | 0.02 |
| ANR6045T3R0□ | 3 | N/M | 3.86 | 4.20 | 5.68 | 6.20 | 0.026 |
| ANR6045T3R3□ | 3.3 | N/M | 3.76 | 4.00 | 5.99 | 6.20 | 0.027 |
| ANR6045T3R6□ | 3.6 | N/M | 3.76 | 4.00 | 5.33 | 5.70 | 0.027 |
| ANR6045T4R3M | 4.3 | M | 3.55 | 3.80 | 4.52 | 4.90 | 0.03 |
| ANR6045T4R5M | 4.5 | M | 3.35 | 3.60 | 5.04 | 5.50 | 0.034 |
| ANR6045T4R7M | 4.7 | M | 3.35 | 3.60 | 5.04 | 5.50 | 0.034 |
| ANR6045T5R1M | 5.1 | M | 3.35 | 3.60 | 4.47 | 4.80 | 0.034 |
| ANR6045T5R6M | 5.6 | M | 3.20 | 3.40 | 4.21 | 4.60 | 0.038 |
| ANR6045T6R2M | 6.2 | M | 3.05 | 3.30 | 4.50 | 4.80 | 0.04 |
| ANR6045T6R3M | 6.3 | M | 3.05 | 3.30 | 4.50 | 4.70 | 0.04 |
| ANR6045T6R8M | 6.8 | M | 3.05 | 3.30 | 3.96 | 4.30 | 0.04 |
| ANR6045T7R5M | 7.5 | M | 2.94 | 3.20 | 3.55 | 3.80 | 0.044 |
| ANR6045T8R2M | 8.2 | M | 2.64 | 2.80 | 3.96 | 4.30 | 0.06 |
| ANR6045T9R1M | 9.1 | M | 2.64 | 2.80 | 3.40 | 3.70 | 0.055 |
| ANR6045T100M | 10 | M | 2.49 | 2.70 | 3.25 | 3.50 | 0.062 |
| ANR6045T120M | 12 | M | 2.23 | 2.40 | 2.84 | 3.00 | 0.074 |
| ANR6045T150M | 15 | M | 2.08 | 2.20 | 2.54 | 2.70 | 0.088 |
| ANR6045T180M | 18 | M | 1.88 | 2.00 | 2.23 | 2.40 | 0.104 |
| ANR6045T220M | 22 | M | 1.83 | 2.00 | 2.08 | 2.20 | 0.116 |
| ANR6045T270M | 27 | M | 1.67 | 1.80 | 1.93 | 2.10 | 0.132 |
| ANR6045T300M | 30 | M | 1.52 | 1.60 | 1.73 | 1.80 | 0.17 |
| ANR6045T330M | 33 | M | 1.47 | 1.60 | 1.67 | 1.80 | 0.178 |
| ANR6045T360M | 36 | M | 1.42 | 1.50 | 1.64 | 1.80 | 0.223 |
| ANR6045T390M | 39 | M | 1.27 | 1.40 | 1.52 | 1.60 | 0.232 |
| ANR6045T430M | 43 | M | 1.22 | 1.30 | 1.65 | 1.80 | 0.257 |
| ANR6045T470M | 47 | M | 1.22 | 1.30 | 1.42 | 1.50 | 0.26 |
| ANR6045T510M | 51 | M | 1.17 | 1.20 | 1.37 | 1.50 | 0.266 |
| ANR6045T560M | 56 | M | 1.12 | 1.20 | 1.32 | 1.40 | 0.287 |
| ANR6045T620M | 62 | M | 1.12 | 1.20 | 1.27 | 1.40 | 0.303 |
| ANR6045T680M | 68 | M | 1.02 | 1.10 | 1.22 | 1.30 | 0.376 |
| ANR6045T750M | 75 | M | 0.96 | 1.00 | 1.17 | 1.20 | 0.393 |
| ANR6045T820M | 82 | M | 0.91 | 0.99 | 1.07 | 1.10 | 0.5 |
| ANR6045T910M | 91 | M | 0.86 | 0.94 | 1.02 | 1.10 | 0.462 |

Electrical Characteristics

● ANR6045 Series

| Part Number | Inductance | Inductance Tolerance | Heat Rating Current | | Saturation Current | | DC Resistance |
|--------------|------------|----------------------|---------------------|------|--------------------|------|---------------|
| | @100kHz,1V | | Max. | Typ. | Max. | Typ. | Typ. |
| Units | μH | M=±20% N=±30% | A | | A | | Ω |
| Symbol | L | | I _{rms} | | I _{sat} | | DCR |
| ANR6045T101M | 100 | M | 0.81 | 0.88 | 0.96 | 1.00 | 0.563 |
| ANR6045T121M | 120 | M | 0.78 | 0.85 | 0.86 | 0.94 | 0.623 |
| ANR6045T151M | 150 | M | 0.71 | 0.77 | 0.81 | 0.88 | 0.754 |
| ANR6045T221M | 220 | M | 0.60 | 0.65 | 0.71 | 0.77 | 1.084 |
| ANR6045T331M | 330 | M | 0.58 | 0.63 | 0.58 | 0.63 | 1.651 |
| ANR6045T471M | 470 | M | 0.43 | 0.48 | 0.51 | 0.56 | 2.34 |
| ANR6045T681M | 680 | M | 0.33 | 0.38 | 0.43 | 0.46 | 3.25 |
| ANR6045T102M | 1000 | M | 0.30 | 0.35 | 0.30 | 0.35 | 5.85 |
| ANR6045T152M | 1500 | M | 0.21 | 0.24 | 0.24 | 0.29 | 8.1 |

● ANR8040 Series

| Part Number | Inductance | Inductance Tolerance | Heat Rating Current | | Saturation Current | | DC Resistance |
|--------------|------------|----------------------|---------------------|------|--------------------|-------|---------------|
| | @100kHz,1V | | Max. | Typ. | Max. | Typ. | Typ. |
| Units | μH | M=±20% N=±30% | A | | A | | Ω |
| Symbol | L | | I _{rms} | | I _{sat} | | DCR |
| ANR8040TR82□ | 0.82 | N/M | 6.39 | 6.90 | 14.01 | 16.00 | 0.01 |
| ANR8040T1R0□ | 1 | N/M | 6.39 | 6.90 | 10.00 | 14.00 | 0.01 |
| ANR8040T1R2□ | 1.2 | N/M | 5.73 | 6.20 | 10.15 | 14.00 | 0.013 |
| ANR8040T1R5□ | 1.5 | N/M | 5.73 | 6.20 | 8.27 | 11.00 | 0.013 |
| ANR8040T2R0□ | 2 | N/M | 5.23 | 5.60 | 9.39 | 10.00 | 0.016 |
| ANR8040T2R2□ | 2.2 | N/M | 5.23 | 5.60 | 7.21 | 8.00 | 0.016 |
| ANR8040T3R0□ | 3 | N/M | 4.77 | 5.20 | 6.19 | 7.00 | 0.018 |
| ANR8040T3R3□ | 3.3 | N/M | 4.47 | 4.80 | 6.60 | 7.00 | 0.022 |
| ANR8040T3R6□ | 3.6 | N/M | 4.42 | 4.80 | 7.63 | 8.50 | 0.022 |
| ANR8040T3R9□ | 3.9 | N/M | 4.42 | 4.80 | 5.84 | 6.50 | 0.022 |
| ANR8040T4R7□ | 4.7 | N/M | 4.16 | 4.50 | 5.99 | 6.50 | 0.025 |
| ANR8040T5R1□ | 5.1 | N/M | 4.11 | 4.40 | 4.77 | 5.40 | 0.025 |
| ANR8040T5R6□ | 5.6 | N/M | 3.91 | 4.20 | 6.09 | 6.90 | 0.027 |
| ANR8040T6R2□ | 6.2 | N/M | 3.91 | 4.20 | 4.52 | 5.10 | 0.027 |
| ANR8040T6R8M | 6.8 | M | 3.65 | 4.00 | 4.62 | 5.20 | 0.031 |
| ANR8040T8R2M | 8.2 | M | 3.50 | 3.80 | 4.26 | 4.80 | 0.034 |
| ANR8040T100M | 10 | M | 3.35 | 3.60 | 3.65 | 4.10 | 0.038 |
| ANR8040T120M | 12 | M | 2.84 | 3.00 | 3.55 | 4.00 | 0.052 |
| ANR8040T150M | 15 | M | 2.64 | 2.80 | 2.99 | 3.40 | 0.06 |
| ANR8040T180M | 18 | M | 2.44 | 2.60 | 2.74 | 3.10 | 0.068 |
| ANR8040T220M | 22 | M | 2.13 | 2.30 | 2.44 | 2.70 | 0.089 |
| ANR8040T270M | 27 | M | 2.03 | 2.20 | 2.18 | 2.50 | 0.1 |
| ANR8040T330M | 33 | M | 1.83 | 2.00 | 2.08 | 2.40 | 0.125 |
| ANR8040T360M | 36 | M | 1.78 | 1.90 | 2.03 | 2.30 | 0.132 |
| ANR8040T390M | 39 | M | 1.73 | 1.90 | 1.98 | 2.20 | 0.138 |

Electrical Characteristics

● ANR8040 Series

| Part Number | Inductance | Inductance Tolerance | Heat Rating Current | | Saturation Current | | DC Resistance |
|--------------|------------|----------------------|---------------------|------|--------------------|-------|---------------|
| | @100kHz,1V | | Max. | Typ. | Max. | Typ. | Typ. |
| Units | μH | M=±20% N=±30% | A | | A | | Ω |
| Symbol | L | | Irms | | Isat | | DCR |
| ANR8040T430M | 43 | M | 1.67 | 1.80 | 1.93 | 2.20 | 0.146 |
| ANR8040T470M | 47 | M | 1.57 | 1.70 | 1.78 | 2.00 | 0.175 |
| ANR8040T510M | 51 | M | 1.52 | 1.60 | 1.73 | 1.90 | 0.183 |
| ANR8040T560M | 56 | M | 1.47 | 1.60 | 1.57 | 1.70 | 0.19 |
| ANR8040T620M | 62 | M | 1.32 | 1.40 | 1.52 | 1.60 | 0.235 |
| ANR8040T680M | 68 | M | 1.27 | 1.40 | 1.47 | 1.60 | 0.252 |
| ANR8040T750M | 75 | M | 1.22 | 1.30 | 1.37 | 1.50 | 0.271 |
| ANR8040T820M | 82 | M | 1.17 | 1.20 | 1.32 | 1.40 | 0.29 |
| ANR8040T910M | 91 | M | 1.07 | 1.10 | 1.22 | 1.30 | 0.35 |
| ANR8040T101M | 100 | M | 1.02 | 1.10 | 1.17 | 1.30 | 0.373 |
| ANR8040T121M | 120 | M | 0.96 | 1.00 | 1.07 | 1.10 | 0.43 |
| ANR8040T151M | 150 | M | 0.86 | 0.94 | 1.12 | 1.20 | 0.528 |
| ANR8040T181M | 180 | M | 0.84 | 0.92 | 0.96 | 1.15 | 0.669 |
| ANR8040T221M | 220 | M | 0.81 | 0.88 | 0.86 | 0.94 | 0.771 |
| ANR8040T331M | 330 | M | 0.65 | 0.70 | 0.69 | 0.75 | 1.144 |
| ANR8040T471M | 470 | M | 0.51 | 0.60 | 0.61 | 0.70 | 1.609 |
| ANR8040T681M | 680 | M | 0.50 | 0.50 | 0.60 | 2.652 | 0.45 |
| ANR8040T102M | 1000 | M | 0.40 | 0.40 | 0.50 | 3.64 | 0.35 |
| ANR8040T152M | 1500 | M | 0.27 | 0.32 | 0.38 | 6.5 | 0.26 |

● ANR8065 Series

| Part Number | Inductance | Inductance Tolerance | Heat Rating Current | | Saturation Current | | DC Resistance |
|--------------|------------|----------------------|---------------------|------|--------------------|-------|---------------|
| | @100kHz,1V | | Max. | Typ. | Max. | Typ. | Typ. |
| Units | μH | M=±20% N=±30% | A | | A | | Ω |
| Symbol | L | | Irms | | Isat | | DCR |
| ANR8065TR68M | 0.68 | M | 7.61 | 8.50 | 24.36 | 26.00 | 0.008 |
| ANR8065T1R0M | 1 | M | 7.11 | 8.00 | 20.30 | 22.00 | 0.011 |
| ANR8065T2R2M | 2.2 | M | 5.28 | 4.50 | 14.01 | 12.00 | 0.016 |
| ANR8065T3R3M | 3.3 | M | 5.18 | 5.90 | 9.64 | 10.00 | 0.018 |
| ANR8065T4R7M | 4.7 | M | 4.77 | 5.40 | 8.63 | 9.50 | 0.022 |
| ANR8065T5R6M | 5.6 | M | 4.57 | 5.20 | 8.12 | 9.00 | 0.026 |
| ANR8065T6R8M | 6.8 | M | 4.57 | 5.20 | 7.61 | 8.00 | 0.026 |
| ANR8065T8R2M | 8.2 | M | 4.26 | 4.80 | 7.11 | 7.70 | 0.031 |
| ANR8065T100M | 10 | M | 3.25 | 3.70 | 8.12 | 8.90 | 0.044 |
| ANR8065T150M | 15 | M | 3.30 | 3.75 | 5.79 | 6.70 | 0.052 |
| ANR8065T220M | 22 | M | 2.74 | 3.10 | 4.36 | 4.80 | 0.071 |
| ANR8065T470M | 47 | M | 1.88 | 2.15 | 3.45 | 3.70 | 0.15 |
| ANR8065T560M | 56 | M | 1.37 | 1.55 | 3.25 | 3.70 | 0.196 |
| ANR8065T680M | 68 | M | 1.57 | 1.80 | 2.74 | 3.20 | 0.216 |
| ANR8065T101M | 100 | M | 1.37 | 1.45 | 2.03 | 2.40 | 0.277 |

Electrical Characteristics

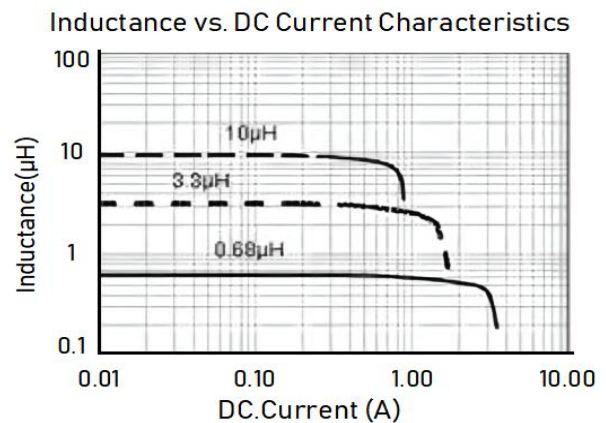
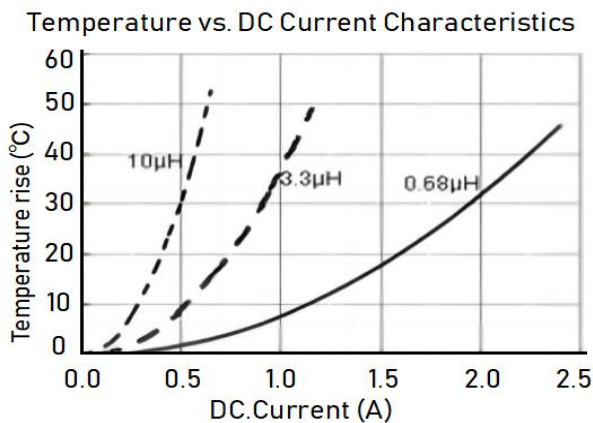
● ANR8065 Series

| Part Number | Inductance | Inductance Tolerance | Heat Rating Current | | Saturation Current | | DC Resistance |
|--------------|---------------|----------------------|---------------------|------|--------------------|------|---------------|
| | @100kHz,1V | | Max. | Typ. | Max. | Typ. | Typ. |
| Units | μH | M=±20% N=±30% | A | | A | | Ω |
| Symbol | L | | Irms | | Isat | | DCR |
| ANR8065T151M | 150 | M | 0.96 | 1.10 | 1.62 | 2.00 | 0.436 |
| ANR8065T221M | 220 | M | 0.81 | 0.90 | 1.22 | 1.50 | 0.649 |
| ANR8065T331M | 330 | M | 0.76 | 0.85 | 1.02 | 1.20 | 0.832 |
| ANR8065T471M | 470 | M | 0.56 | 0.65 | 1.02 | 1.20 | 1.544 |
| ANR8065T681M | 680 | M | 0.53 | 0.60 | 0.86 | 1.00 | 1.925 |
| ANR8065T102M | 1000 | M | 0.40 | 0.45 | 0.65 | 0.73 | 2.82 |

- △ All test data is referenced to 20°C ambient;
- △ Rated current: Isat or Irms, whichever is smaller;
- △ The DC Resistance maximum from typical +25%;
- △ Irms: DC current that causes the temperature rise ($\Delta T=40^\circ\text{C}$) from 20°C ambient.

TYPICAL ELECTRICAL CHARACTERISTICS

ANR252010 Series



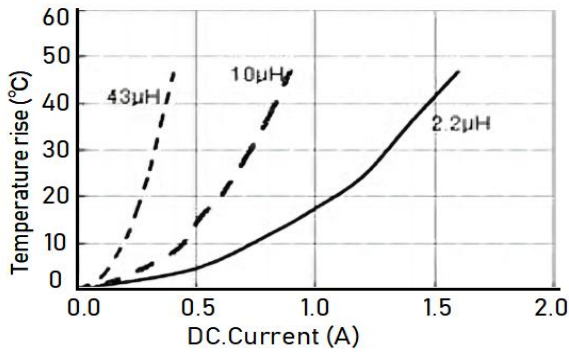
ANR252012 Series



TYPICAL ELECTRICAL CHARACTERISTICS

ANR3010 Series

Temperature vs. DC Current Characteristics

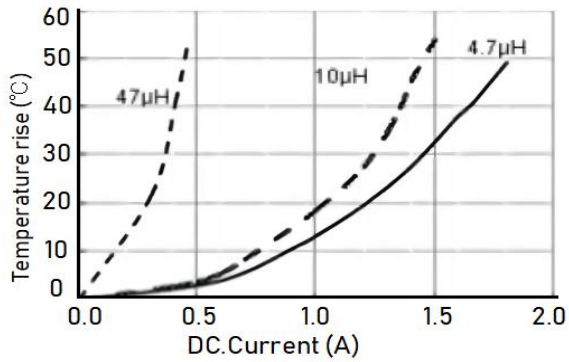


Inductance vs. DC Current Characteristics



ANR3012 Series

Temperature vs. DC Current Characteristics



Inductance vs. DC Current Characteristics



ANR3015 Series

Temperature vs. DC Current Characteristics



Inductance vs. DC Current Characteristics



TYPICAL ELECTRICAL CHARACTERISTICS

ANR4010 Series

Temperature vs. DC Current Characteristics

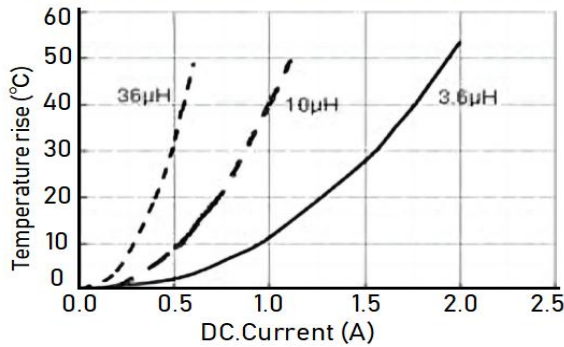


Inductance vs. DC Current Characteristics



ANR4012 Series

Temperature vs. DC Current Characteristics



Inductance vs. DC Current Characteristics

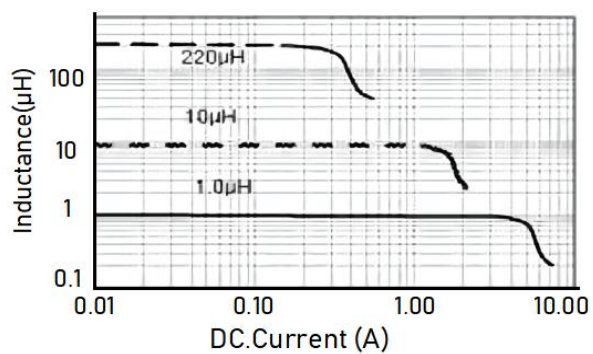


ANR4018 Series

Temperature vs. DC Current Characteristics

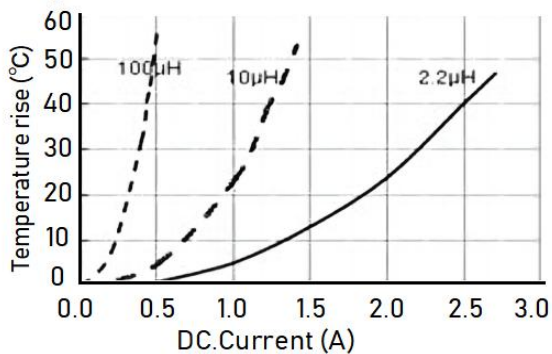


Inductance vs. DC Current Characteristics



ANR4020 Series

Temperature vs. DC Current Characteristics



Inductance vs. DC Current Characteristics



TYPICAL ELECTRICAL CHARACTERISTICS

ANR4026 Series

Temperature vs. DC Current Characteristics



Inductance vs. DC Current Characteristics



ANR4030 Series

Temperature vs. DC Current Characteristics



Inductance vs. DC Current Characteristics



ANR5012 Series

Temperature vs. DC Current Characteristics



Inductance vs. DC Current Characteristics



ANR5020 Series

Temperature vs. DC Current Characteristics



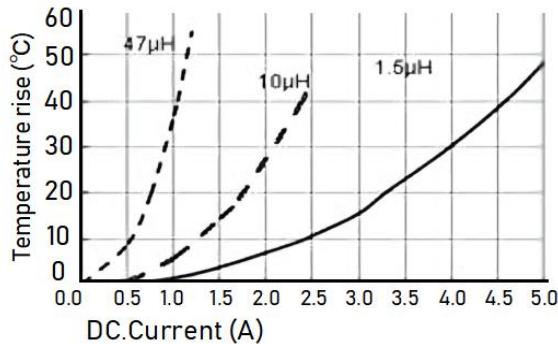
Inductance vs. DC Current Characteristics



TYPICAL ELECTRICAL CHARACTERISTICS

ANR5040 Series

Temperature vs. DC Current Characteristi

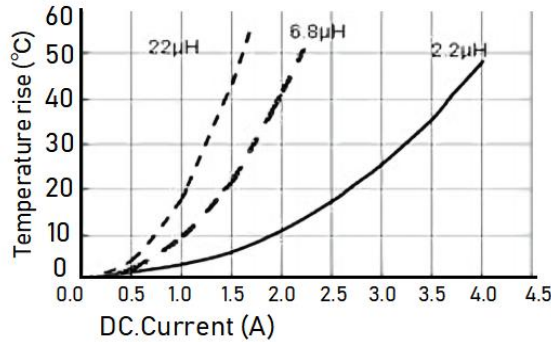


Inductance vs. DC Current Characteristics

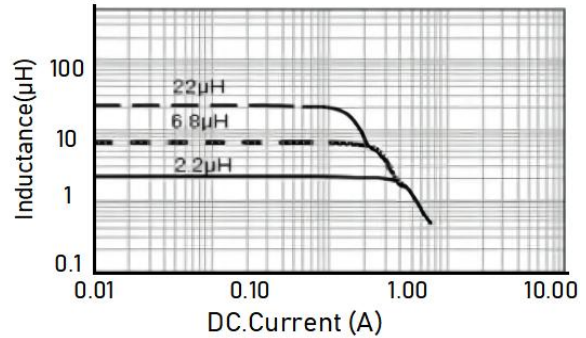


ANR6020 Series

Temperature vs. DC Current Characteristics

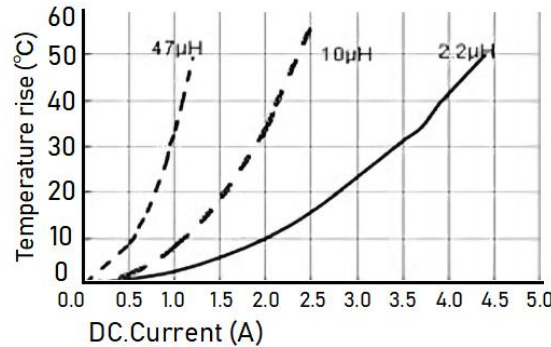


Inductance vs. DC Current Characteristics

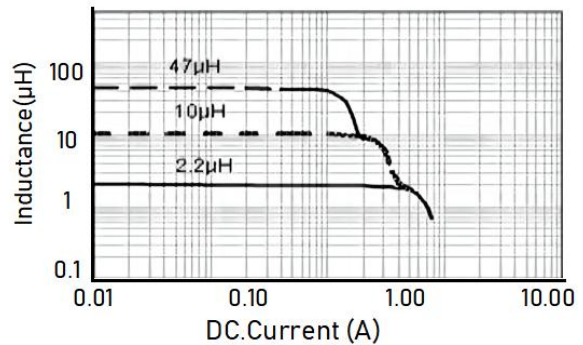


ANR6028 Series

Temperature vs. DC Current Characteristi



Inductance vs. DC Current Characteristics



ANR6045 Series

Temperature vs. DC Current Characteristics



Inductance vs. DC Current Characteristics



TYPICAL ELECTRICAL CHARACTERISTICS

ANR8040 Series

Temperature vs. DC Current Characteri



Inductance vs. DC Current Characteristics



ANR8065 Series

Temperature vs. DC Current Characteristics



Inductance vs. DC Current Characteristics



Note:

This series product is not applies in automotive or related products. Otherwise, we will shall not bear than the resulting all the problems of quality and responsibility.

Please be sure to request approval specifications that provide further details of the products. Kindly not that the content of these specifications are subject to change or may be discontinued without prior notice. This product may not be designed/used in medical or high risk applications without APV approval.

X-ON Electronics

Largest Supplier of Electrical and Electronic Components

Click to view similar products for [Fixed Inductors](#) category:

Click to view products by [APV](#) manufacturer:

Other Similar products are found below :

[CR32NP-100KC](#) [70F224AI](#) [MHQ1005P10NJ](#) [MHQ1005P1N0S](#) [MHQ1005P2N4S](#) [MHQ1005P3N6S](#) [MHQ1005P5N1S](#) [MHQ1005P8N2J](#)
[PE-53601NL](#) [PE-53602NL](#) [PG0936.113NLT](#) [9220-20](#) [9310-16](#) [PM06-2N7](#) [PM06-39NJ](#) [A01TK](#) [1206CS-471XJ](#) [HC2-R47-R](#) [HC8-1R2-R](#)
[HCF1305-3R3-R](#) [1206CS-151XG](#) [RCH664NP-4R7M](#) [RCP1317NP-391L](#) [DH2280-4R7M](#) [DS1608C-106](#) [B10TJ](#) [B82498B3101J000](#) [ELJ-](#)
[RE27NJF2](#) [1812CS-153XJ](#) [1812CS-183XJ](#) [1812CS-223XJ](#) [1812LS-104XJ](#) [1812LS-105XJ](#) [1812LS-124XJ](#) [1812LS-154XJ](#) [1812LS-223XJ](#)
[1812LS-224XJ](#) [1812LS-563XJ](#) [1812LS-683XJ](#) [1812LS-824XJ](#) [NIN-FB101JTR110F](#) [NIN-FB471JTR62F](#) [NIN-FC1R5JTR220F](#) [NIN-](#)
[HCR15JTRF](#) [NIN-HCR33JTRF](#) [NIN-HDR22JTRF](#) [NIN-HDR82JTRF](#) [NIN-HK2N7STRF](#) [NIN-PA150KTR370F](#) [NIN-PB100KTR550F](#)