

## FEATURES

- Various high power inductors are superior to be high saturation.
- Suitable for surface mounting equipment .
- Takes up less PCB real estate and save more power.
- Operating Temperature: -40°C~+125°C .
- Magnetic-resin shielded construction reduces buzz noise to ultra-low levels.
- Closed magnetic circuit design reduces leakage flux and Electro Magnetic Interference .
- Packing:Tape Carrier Package.



## APPLICATIONS

- Smart phone, smart TV, set top box, notebook.
- Car navigation systems, telecomm basestations.
- RoHS, REACH Compliance.
- VR, AR.
- LED lighting.

## PART NUMBERING

|       |             |                 |              |                    |                      |             |
|-------|-------------|-----------------|--------------|--------------------|----------------------|-------------|
| A     | NR          | 252012          | T            | 4R7                | M                    | □□          |
| ①     | ②           | ③               | ④            | ⑤                  | ⑥                    | ⑦           |
| Grade | Series Name | Dimensions Code | Feature Type | Nominal inductance | Inductance tolerance | Design Code |

| ① Grade |            |
|---------|------------|
| A       | Grade Code |

| ② Series Name |                           |
|---------------|---------------------------|
| NR            | Wire Wound Power Inductor |

| ③ Dimensions Code |                        |
|-------------------|------------------------|
| Code              | Dimensions (L×W×H)[mm] |
| 252010            | 2.5×2.0×1.0            |
| 252012            | 2.5×2.0×1.2            |
| 3010              | 3.0×3.0×1.0            |
| 3012              | 3.0×3.0×1.2            |
| 3015              | 3.0×3.0×1.5            |
| 4010              | 4.0×4.0×1.0            |
| 4012              | 4.0×4.0×1.2            |
| 4018              | 4.0×4.0×1.8            |
| 4020              | 4.0×4.0×2.0            |
| 4026              | 4.0×4.0×2.6            |
| 4030              | 4.0×4.0×3.0            |
| 5012              | 5.0×5.0×1.2            |
| 5020              | 5.0×5.0×2.0            |
| 5040              | 5.0×5.0×4.0            |
| 5045              | 5.0×5.0×4.5            |
| 6020              | 6.0×6.0×2.0            |
| 6028              | 6.0×6.0×2.8            |
| 6045              | 6.0×6.0×4.5            |
| 8040              | 8.0×8.0×4.0            |
| 8060              | 8.0×8.0×6.0            |
| 8065              | 8.0×8.0×6.5            |

| ④ Feature Type |          |
|----------------|----------|
| T              | Standard |

| ⑤ Nominal inductance |                         |
|----------------------|-------------------------|
| Code (example)       | Nominal inductance [μH] |
| 4R7                  | 4.7                     |
| 100                  | 10                      |
| 101                  | 100                     |

| ⑦ Design Code |                           |
|---------------|---------------------------|
| □□            | Standard product is blank |

| ⑥ Inductance tolerance |                      |
|------------------------|----------------------|
| Code (example)         | Inductance tolerance |
| K                      | ±10%                 |
| M                      | ±20%                 |
| N                      | ±30%                 |

Dimensions & Recommended Land Pattern



Recommended Land Pattern

Unit: mm

| Series    | Dimensions |         |          |        |        |        | Recommended Land Pattern |        |        |
|-----------|------------|---------|----------|--------|--------|--------|--------------------------|--------|--------|
|           | A          | B       | C        | D Typ. | E Typ. | F Typ. | a Typ.                   | b Typ. | c Typ. |
| ANR252010 | 2.5±0.2    | 2.0±0.2 | 1.0 Max. | 2      | 0.75   | 1.0    | 0.8                      | 0.85   | 2.2    |
| ANR252012 | 2.5±0.2    | 2.0±0.2 | 1.2 Max. | 2      | 0.75   | 1.0    | 0.8                      | 0.85   | 2.2    |
| ANR3010   | 3.0±0.2    | 3.0±0.2 | 1.0 ±0.2 | 2.5    | 0.75   | 1.5    | 1.5                      | 0.8    | 2.7    |
| ANR3012   | 3.0±0.2    | 3.0±0.2 | 1.2 Max. | 2.5    | 0.75   | 1.5    | 1.5                      | 0.8    | 2.7    |
| ANR3015   | 3.0±0.2    | 3.0±0.2 | 1.5 Max. | 2.5    | 0.75   | 1.5    | 1.5                      | 0.8    | 2.7    |
| ANR4010   | 4.0±0.2    | 4.0±0.2 | 1.0 ±0.2 | 3.3    | 1.1    | 1.8    | 1.9                      | 1.1    | 3.7    |
| ANR4012   | 4.0±0.2    | 4.0±0.2 | 1.2 Max. | 3.3    | 1.1    | 1.8    | 1.9                      | 1.1    | 3.7    |
| ANR4018   | 4.0±0.2    | 4.0±0.2 | 1.8 Max. | 3.3    | 1.1    | 1.8    | 1.9                      | 1.1    | 3.7    |
| ANR4020   | 4.0±0.2    | 4.0±0.2 | 2.0 Max. | 3.3    | 1.1    | 1.8    | 1.9                      | 1.1    | 3.7    |
| ANR4026   | 4.0±0.2    | 4.0±0.2 | 2.6 Max. | 3.3    | 1.1    | 1.8    | 1.9                      | 1.1    | 3.7    |
| ANR4030   | 4.0±0.2    | 4.0±0.2 | 3.0 Max. | 3.3    | 1.1    | 1.8    | 1.9                      | 1.1    | 3.7    |
| ANR5012   | 5.0±0.2    | 5.0±0.2 | 1.2 Max. | 4.0    | 1.4    | 2.2    | 2.3                      | 1.4    | 4.2    |
| ANR5020   | 5.0±0.2    | 5.0±0.2 | 2.0 Max. | 4.0    | 1.4    | 2.2    | 2.3                      | 1.4    | 4.2    |
| ANR5040   | 5.0±0.2    | 5.0±0.2 | 4.0 Max. | 4.0    | 1.4    | 2.2    | 2.3                      | 1.4    | 4.2    |
| ANR5045   | 5.0±0.2    | 5.0±0.2 | 4.5 Max. | 4.0    | 1.4    | 2.2    | 2.3                      | 1.4    | 4.2    |
| ANR6020   | 6.0±0.3    | 6.0±0.3 | 2.0 Max. | 4.9    | 1.7    | 2.6    | 2.8                      | 1.7    | 5.7    |
| ANR6028   | 6.0±0.3    | 6.0±0.3 | 2.8 Max. | 4.9    | 1.7    | 2.6    | 2.8                      | 1.7    | 5.7    |
| ANR6045   | 6.0±0.3    | 6.0±0.3 | 4.5 Max. | 4.9    | 1.7    | 2.6    | 2.8                      | 1.7    | 5.7    |
| ANR8040   | 8.0±0.3    | 8.0±0.3 | 4.2 Max. | 6.3    | 2      | 4      | 3.8                      | 2.2    | 7.5    |
| ANR8065   | 8.0±0.3    | 8.0±0.3 | 6.5 Max. | 6.3    | 2      | 4      | 3.8                      | 2.2    | 7.5    |

- All products are printed with Marking except the 252010 & 252012 series.

## Electrical Characteristics

## ● ANR252010 Series

| Part Number    | Inductance | Inductance Tolerance | Heat Rating Current |      | Saturation Current |      | DC Resistance |
|----------------|------------|----------------------|---------------------|------|--------------------|------|---------------|
|                | @100kHz,1V |                      | Max.                | Typ. | Max.               | Typ. | Typ.          |
| Units          | μH         | M=±20%<br>N=±30%     | A                   |      | A                  |      | Ω             |
| Symbol         | L          |                      | I <sub>rms</sub>    |      | I <sub>sat</sub>   |      | DCR           |
| ANR252010TR47□ | 0.47       | N/M                  | 2.39                | 2.56 | 2.54               | 3.35 | 0.055         |
| ANR252010TR56□ | 0.56       | N/M                  | 2.03                | 2.18 | 2.94               | 3.20 | 0.071         |
| ANR252010TR68□ | 0.68       | N/M                  | 2.03                | 2.18 | 2.23               | 2.75 | 0.073         |
| ANR252010T1R0□ | 1          | N/M                  | 1.67                | 1.80 | 1.88               | 2.20 | 0.107         |
| ANR252010T1R5□ | 1.5        | N/M                  | 1.32                | 1.42 | 1.83               | 2.10 | 0.18          |
| ANR252010T2R2□ | 2.2        | N/M                  | 1.22                | 1.31 | 1.22               | 1.60 | 0.207         |
| ANR252010T3R3M | 3.3        | M                    | 0.91                | 0.98 | 1.07               | 1.30 | 0.325         |
| ANR252010T4R7M | 4.7        | M                    | 0.71                | 0.76 | 0.96               | 1.15 | 0.557         |
| ANR252010T5R6M | 5.6        | M                    | 0.74                | 0.80 | 0.81               | 0.95 | 0.557         |
| ANR252010T6R8M | 6.8        | M                    | 0.60                | 0.64 | 0.79               | 0.92 | 0.887         |
| ANR252010T100M | 10         | M                    | 0.51                | 0.55 | 0.66               | 0.78 | 1.081         |
| ANR252010T220M | 22         | M                    | 0.45                | 0.50 | 0.40               | 0.48 | 1.625         |

## ● ANR252012 Series

| Part Number    | Inductance | Inductance Tolerance | Heat Rating Current |      | Saturation Current |      | DC Resistance |
|----------------|------------|----------------------|---------------------|------|--------------------|------|---------------|
|                | @100kHz,1V |                      | Max.                | Typ. | Max.               | Typ. | Typ.          |
| Units          | μH         | M=±20%<br>N=±30%     | A                   |      | A                  |      | Ω             |
| Symbol         | L          |                      | I <sub>rms</sub>    |      | I <sub>sat</sub>   |      | DCR           |
| ANR252012TR47□ | 0.47       | N/M                  | 2.18                | 2.34 | 3.88               | 4.27 | 0.06          |
| ANR252012TR68□ | 0.68       | N/M                  | 1.98                | 2.13 | 3.33               | 3.68 | 0.073         |
| ANR252012T1R0□ | 1          | N/M                  | 1.96                | 2.10 | 2.63               | 2.90 | 0.089         |
| ANR252012T1R2□ | 1.2        | N/M                  | 1.48                | 1.59 | 2.42               | 2.67 | 0.128         |
| ANR252012T1R5□ | 1.5        | N/M                  | 1.42                | 1.53 | 2.27               | 2.51 | 0.146         |
| ANR252012T2R2□ | 2.2        | N/M                  | 1.17                | 1.25 | 1.88               | 2.07 | 0.214         |
| ANR252012T2R7M | 2.7        | M                    | 1.11                | 1.19 | 1.75               | 1.92 | 0.237         |
| ANR252012T3R3M | 3.3        | M                    | 1.06                | 1.13 | 1.63               | 1.80 | 0.261         |
| ANR252012T3R6M | 3.6        | M                    | 0.91                | 0.98 | 1.48               | 1.64 | 0.345         |
| ANR252012T4R3M | 4.3        | M                    | 0.88                | 0.95 | 1.39               | 1.53 | 0.373         |
| ANR252012T4R7M | 4.7        | M                    | 0.85                | 0.92 | 1.14               | 1.25 | 0.373         |
| ANR252012T5R1M | 5.1        | M                    | 0.76                | 0.82 | 1.25               | 1.37 | 0.495         |
| ANR252012T5R6M | 5.6        | M                    | 0.74                | 0.80 | 1.13               | 1.25 | 0.533         |
| ANR252012T6R2M | 6.2        | M                    | 0.74                | 0.80 | 1.05               | 1.16 | 0.537         |
| ANR252012T6R8M | 6.8        | M                    | 0.70                | 0.75 | 0.99               | 1.09 | 0.575         |
| ANR252012T7R5M | 7.5        | M                    | 0.69                | 0.74 | 0.98               | 1.09 | 0.605         |
| ANR252012T8R2M | 8.2        | M                    | 0.66                | 0.71 | 0.99               | 1.10 | 0.651         |
| ANR252012T9R1M | 9.1        | M                    | 0.63                | 0.68 | 0.92               | 1.02 | 0.683         |
| ANR252012T100M | 10         | M                    | 0.63                | 0.68 | 0.80               | 0.88 | 0.683         |
| ANR252012T120M | 12         | M                    | 0.52                | 0.56 | 0.79               | 0.88 | 1.064         |
| ANR252012T150M | 15         | M                    | 0.43                | 0.46 | 0.69               | 0.77 | 1.575         |
| ANR252012T220M | 22         | M                    | 0.39                | 0.41 | 0.54               | 0.59 | 1.956         |

## Electrical Characteristics

## ● ANR3010 Series

| Part Number  | Inductance    | Inductance Tolerance       | Heat Rating Current |      | Saturation Current |      | DC Resistance |
|--------------|---------------|----------------------------|---------------------|------|--------------------|------|---------------|
|              |               |                            | Max.                | Typ. | Max.               | Typ. | Typ.          |
| Units        | $\mu\text{H}$ | M $\pm$ 20%<br>N $\pm$ 30% | A                   |      | A                  |      | $\Omega$      |
| Symbol       | L             |                            | I <sub>rms</sub>    |      | I <sub>sat</sub>   |      | DCR           |
| ANR3010T1R0□ | 1             | N/M                        | 1.47                | 1.80 | 1.42               | 2.10 | 0.084         |
| ANR3010T1R2□ | 1.2           | N/M                        | 1.47                | 1.80 | 1.27               | 1.70 | 0.084         |
| ANR3010T1R5□ | 1.5           | N/M                        | 1.32                | 1.60 | 1.29               | 1.70 | 0.103         |
| ANR3010T2R2□ | 2.2           | N/M                        | 1.11                | 1.40 | 1.17               | 1.50 | 0.142         |
| ANR3010T2R7□ | 2.7           | N/M                        | 1.04                | 1.40 | 1.02               | 1.20 | 0.167         |
| ANR3010T3R3□ | 3.3           | N/M                        | 0.97                | 1.20 | 0.98               | 1.20 | 0.187         |
| ANR3010T3R6M | 3.6           | M                          | 0.91                | 1.10 | 0.96               | 1.20 | 0.213         |
| ANR3010T4R7M | 4.7           | M                          | 0.78                | 1.10 | 0.76               | 1.05 | 0.29          |
| ANR3010T5R6M | 5.6           | M                          | 0.71                | 1.05 | 0.59               | 0.65 | 0.319         |
| ANR3010T6R8M | 6.8           | M                          | 0.67                | 0.96 | 0.56               | 0.72 | 0.393         |
| ANR3010T8R2M | 8.2           | M                          | 0.59                | 0.70 | 0.56               | 0.70 | 0.515         |
| ANR3010T100M | 10            | M                          | 0.59                | 0.70 | 0.56               | 0.75 | 0.515         |
| ANR3010T120M | 12            | M                          | 0.53                | 0.67 | 0.44               | 0.65 | 0.65          |
| ANR3010T150M | 15            | M                          | 0.48                | 0.57 | 0.43               | 0.57 | 0.785         |
| ANR3010T220M | 22            | M                          | 0.39                | 0.52 | 0.36               | 0.48 | 1.197         |
| ANR3010T270M | 27            | M                          | 0.36                | 0.50 | 0.30               | 0.45 | 1.39          |
| ANR3010T330M | 33            | M                          | 0.30                | 0.55 | 0.29               | 0.42 | 1.995         |
| ANR3010T390M | 39            | M                          | 0.28                | 0.53 | 0.28               | 0.38 | 2.252         |
| ANR3010T430M | 43            | M                          | 0.27                | 0.52 | 0.23               | 0.36 | 2.317         |
| ANR3010T470M | 47            | M                          | 0.26                | 0.52 | 0.22               | 0.35 | 2.51          |
| ANR3010T510M | 51            | M                          | 0.25                | 0.48 | 0.21               | 0.33 | 2.831         |
| ANR3010T560M | 56            | M                          | 0.24                | 0.35 | 0.21               | 0.28 | 2.986         |

## ● ANR3012 Series

| Part Number  | Inductance    | Inductance Tolerance       | Heat Rating Current |      | Saturation Current |      | DC Resistance |
|--------------|---------------|----------------------------|---------------------|------|--------------------|------|---------------|
|              |               |                            | Max.                | Typ. | Max.               | Typ. | Typ.          |
| Units        | $\mu\text{H}$ | M $\pm$ 20%<br>N $\pm$ 30% | A                   |      | A                  |      | $\Omega$      |
| Symbol       | L             |                            | I <sub>rms</sub>    |      | I <sub>sat</sub>   |      | DCR           |
| ANR3012TR22□ | 0.22          | N/M                        | 3.05                | 3.30 | 5.38               | 6.00 | 0.022         |
| ANR3012TR82□ | 0.82          | N/M                        | 2.51                | 3.00 | 2.08               | 2.80 | 0.039         |
| ANR3012T1R0□ | 1             | N/M                        | 2.23                | 2.70 | 1.90               | 2.80 | 0.052         |
| ANR3012T1R2□ | 1.2           | N/M                        | 2.04                | 2.20 | 2.25               | 2.50 | 0.058         |
| ANR3012T1R5□ | 1.5           | N/M                        | 2.04                | 2.20 | 1.64               | 1.90 | 0.078         |
| ANR3012T1R8□ | 1.8           | N/M                        | 1.67                | 1.80 | 1.32               | 1.90 | 0.081         |
| ANR3012T2R2□ | 2.2           | N/M                        | 1.57                | 1.70 | 1.22               | 1.90 | 0.098         |
| ANR3012T2R4□ | 2.4           | N/M                        | 1.62                | 1.70 | 1.17               | 1.50 | 0.087         |
| ANR3012T2R7M | 2.7           | M                          | 1.50                | 1.50 | 1.16               | 1.50 | 0.109         |
| ANR3012T3R3M | 3.3           | M                          | 1.38                | 1.40 | 1.07               | 1.50 | 0.13          |
| ANR3012T3R6M | 3.6           | M                          | 1.38                | 1.40 | 1.07               | 1.50 | 0.129         |

## Electrical Characteristics

## ● ANR3012 Series

| Part Number  | Inductance | Inductance Tolerance | Heat Rating Current |      | Saturation Current |      | DC Resistance |
|--------------|------------|----------------------|---------------------|------|--------------------|------|---------------|
|              | @100kHz,1V |                      | Max.                | Typ. | Max.               | Typ. | Typ.          |
| Units        | μH         | M=±20%<br>N=±30%     | A                   |      | A                  |      | Ω             |
| Symbol       | L          |                      | I <sub>rms</sub>    |      | I <sub>sat</sub>   |      | DCR           |
| ANR3012T3R9M | 3.9        | M                    | 1.26                | 1.30 | 1.02               | 1.30 | 0.187         |
| ANR3012T4R7M | 4.7        | M                    | 1.26                | 1.30 | 0.91               | 1.00 | 0.156         |
| ANR3012T6R8M | 6.8        | M                    | 0.99                | 1.10 | 0.76               | 0.90 | 0.247         |
| ANR3012T100M | 10         | M                    | 0.84                | 0.90 | 0.61               | 0.88 | 0.345         |
| ANR3012T120M | 12         | M                    | 0.74                | 0.84 | 0.49               | 0.67 | 0.445         |
| ANR3012T150M | 15         | M                    | 0.72                | 0.77 | 0.46               | 0.62 | 0.468         |
| ANR3012T180M | 18         | M                    | 0.59                | 0.65 | 0.44               | 0.59 | 0.702         |
| ANR3012T220M | 22         | M                    | 0.54                | 0.59 | 0.43               | 0.52 | 0.839         |
| ANR3012T270M | 27         | M                    | 0.48                | 0.51 | 0.36               | 0.48 | 1.12          |
| ANR3012T330M | 33         | M                    | 0.47                | 0.50 | 0.37               | 0.46 | 1.138         |
| ANR3012T360M | 36         | M                    | 0.45                | 0.48 | 0.35               | 0.44 | 1.223         |
| ANR3012T390M | 39         | M                    | 0.38                | 0.41 | 0.30               | 0.39 | 1.712         |
| ANR3012T470M | 47         | M                    | 0.36                | 0.40 | 0.27               | 0.35 | 1.885         |
| ANR3012T560M | 56         | M                    | 0.28                | 0.40 | 0.26               | 0.33 | 1.776         |
| ANR3012T680M | 68         | M                    | 0.33                | 0.37 | 0.24               | 0.29 | 2.149         |
| ANR3012T820M | 82         | M                    | 0.27                | 0.31 | 0.17               | 0.27 | 3.269         |
| ANR3012T101M | 100        | M                    | 0.25                | 0.29 | 0.21               | 0.23 | 3.681         |

## ● ANR3015 Series

| Part Number  | Inductance | Inductance Tolerance | Heat Rating Current |      | Saturation Current |      | DC Resistance |
|--------------|------------|----------------------|---------------------|------|--------------------|------|---------------|
|              | @100kHz,1V |                      | Max.                | Typ. | Max.               | Typ. | Typ.          |
| Units        | μH         | M=±20%<br>N=±30%     | A                   |      | A                  |      | Ω             |
| Symbol       | L          |                      | I <sub>rms</sub>    |      | I <sub>sat</sub>   |      | DCR           |
| ANR3015TR50□ | 0.5        | N/M                  | 2.64                | 2.80 | 3.96               | 4.20 | 0.039         |
| ANR3015T1R0□ | 1          | N/M                  | 2.39                | 2.50 | 2.35               | 2.80 | 0.039         |
| ANR3015T1R2□ | 1.2        | N/M                  | 1.98                | 2.30 | 2.24               | 3.10 | 0.051         |
| ANR3015T1R5□ | 1.5        | N/M                  | 1.73                | 2.20 | 2.33               | 2.70 | 0.065         |
| ANR3015T1R8□ | 1.8        | N/M                  | 1.73                | 2.20 | 1.78               | 2.20 | 0.065         |
| ANR3015T2R2□ | 2.2        | N/M                  | 1.62                | 2.00 | 1.62               | 2.00 | 0.078         |
| ANR3015T2R7□ | 2.7        | N/M                  | 1.45                | 1.90 | 1.54               | 1.90 | 0.097         |
| ANR3015T3R3M | 3.3        | M                    | 1.38                | 1.60 | 1.34               | 1.81 | 0.104         |
| ANR3015T3R6M | 3.6        | M                    | 1.22                | 1.50 | 1.30               | 1.60 | 0.136         |
| ANR3015T3R9M | 3.9        | M                    | 1.22                | 1.50 | 1.22               | 1.40 | 0.136         |
| ANR3015T4R3M | 4.3        | M                    | 1.16                | 1.30 | 1.22               | 1.40 | 0.149         |
| ANR3015T4R7M | 4.7        | M                    | 1.11                | 1.30 | 1.12               | 1.40 | 0.163         |
| ANR3015T5R1M | 5.1        | M                    | 1.07                | 1.20 | 1.02               | 1.20 | 0.171         |
| ANR3015T5R6M | 5.6        | M                    | 0.87                | 1.05 | 1.02               | 1.15 | 0.245         |
| ANR3015T6R2M | 6.2        | M                    | 0.87                | 1.00 | 1.02               | 1.20 | 0.251         |
| ANR3015T6R8M | 6.8        | M                    | 0.86                | 1.10 | 0.86               | 1.10 | 0.26          |

## Electrical Characteristics

## ● ANR3015 Series

| Part Number  | Inductance    | Inductance Tolerance       | Heat Rating Current |      | Saturation Current |      | DC Resistance |
|--------------|---------------|----------------------------|---------------------|------|--------------------|------|---------------|
|              | @100kHz,1V    |                            | Max.                | Typ. | Max.               | Typ. | Typ.          |
| Units        | $\mu\text{H}$ | M $\pm$ 20%<br>N $\pm$ 30% | A                   |      | A                  |      | $\Omega$      |
| Symbol       | L             |                            | I <sub>rms</sub>    |      | I <sub>sat</sub>   |      | DCR           |
| ANR3015T100M | 10            | M                          | 0.78                | 0.90 | 0.73               | 0.92 | 0.325         |
| ANR3015T120M | 12            | M                          | 0.69                | 0.89 | 0.71               | 0.90 | 0.412         |
| ANR3015T150M | 15            | M                          | 0.66                | 0.72 | 0.67               | 0.88 | 0.455         |
| ANR3015T180M | 18            | M                          | 0.60                | 0.72 | 0.57               | 0.72 | 0.553         |
| ANR3015T220M | 22            | M                          | 0.58                | 0.69 | 0.53               | 0.68 | 0.598         |
| ANR3015T270M | 27            | M                          | 0.46                | 0.56 | 0.49               | 0.56 | 0.94          |
| ANR3015T330M | 33            | M                          | 0.44                | 0.51 | 0.45               | 0.53 | 1.066         |
| ANR3015T390M | 39            | M                          | 0.40                | 0.44 | 0.42               | 0.55 | 1.281         |
| ANR3015T430M | 43            | M                          | 0.38                | 0.48 | 0.38               | 0.43 | 1.364         |
| ANR3015T470M | 47            | M                          | 0.36                | 0.44 | 0.36               | 0.43 | 1.625         |
| ANR3015T560M | 56            | M                          | 0.35                | 0.41 | 0.33               | 0.42 | 1.664         |
| ANR3015T620M | 62            | M                          | 0.30                | 0.41 | 0.30               | 0.40 | 2.072         |
| ANR3015T680M | 68            | M                          | 0.23                | 0.31 | 0.28               | 0.37 | 3.475         |
| ANR3015T101M | 100           | M                          | 0.21                | 0.25 | 0.23               | 0.25 | 4.003         |
| ANR3015T151M | 150           | M                          | 0.19                | 0.23 | 0.18               | 0.22 | 4.891         |
| ANR3015T221M | 220           | M                          | 0.35                | 0.40 | 0.16               | 0.20 | 5.81          |

## ● ANR4010 Series

| Part Number  | Inductance    | Inductance Tolerance       | Heat Rating Current |      | Saturation Current |      | DC Resistance |
|--------------|---------------|----------------------------|---------------------|------|--------------------|------|---------------|
|              | @100kHz,1V    |                            | Max.                | Typ. | Max.               | Typ. | Typ.          |
| Units        | $\mu\text{H}$ | M $\pm$ 20%<br>N $\pm$ 30% | A                   |      | A                  |      | $\Omega$      |
| Symbol       | L             |                            | I <sub>rms</sub>    |      | I <sub>sat</sub>   |      | DCR           |
| ANR4010T1R0□ | 1             | N/M                        | 1.93                | 2.40 | 2.03               | 2.30 | 0.066         |
| ANR4010T1R5□ | 1.5           | N/M                        | 1.73                | 2.00 | 1.71               | 2.00 | 0.083         |
| ANR4010T2R2M | 2.2           | M                          | 1.52                | 2.00 | 1.22               | 1.50 | 0.101         |
| ANR4010T3R3M | 3.3           | M                          | 1.42                | 1.80 | 1.12               | 1.40 | 0.119         |
| ANR4010T4R7M | 4.7           | M                          | 1.22                | 1.50 | 0.96               | 1.10 | 0.166         |
| ANR4010T6R8M | 6.8           | M                          | 1.02                | 1.20 | 0.81               | 0.95 | 0.238         |
| ANR4010T100M | 10            | M                          | 0.76                | 1.00 | 0.63               | 0.75 | 0.356         |
| ANR4010T150M | 15            | M                          | 0.61                | 0.85 | 0.55               | 0.61 | 0.511         |
| ANR4010T220M | 22            | M                          | 0.51                | 0.75 | 0.46               | 0.52 | 0.677         |

## Electrical Characteristics

## ● ANR4012 Series

| Part Number  | Inductance | Inductance Tolerance | Heat Rating Current |                  | Saturation Current |      | DC Resistance |
|--------------|------------|----------------------|---------------------|------------------|--------------------|------|---------------|
|              | @100kHz,1V |                      | Max.                | Typ.             | Max.               | Typ. | Typ.          |
| Units        | μH         | M=±20%<br>N=±30%     | A                   |                  | A                  |      | Ω             |
| Symbol       | L          |                      | I <sub>rms</sub>    | I <sub>sat</sub> |                    | DCR  |               |
| ANR4012TR82□ | 0.82       | N/M                  | 1.67                | 2.50             | 3.07               | 3.30 | 0.064         |
| ANR4012T1R0□ | 1          | N/M                  | 1.67                | 2.50             | 2.65               | 3.20 | 0.065         |
| ANR4012T1R5□ | 1.5        | N/M                  | 1.48                | 2.20             | 2.13               | 2.70 | 0.085         |
| ANR4012T1R8□ | 1.8        | N/M                  | 1.34                | 1.90             | 2.15               | 2.60 | 0.104         |
| ANR4012T2R2□ | 2.2        | N/M                  | 1.34                | 1.90             | 1.79               | 2.30 | 0.104         |
| ANR4012T2R7□ | 2.7        | N/M                  | 1.27                | 1.70             | 1.93               | 2.30 | 0.116         |
| ANR4012T3R3□ | 3.3        | N/M                  | 1.14                | 1.60             | 1.75               | 2.10 | 0.143         |
| ANR4012T3R6□ | 3.6        | N/M                  | 1.14                | 1.60             | 1.22               | 1.70 | 0.142         |
| ANR4012T4R3□ | 4.3        | N/M                  | 1.02                | 1.50             | 1.60               | 1.70 | 0.18          |
| ANR4012T4R7□ | 4.7        | N/M                  | 1.07                | 1.50             | 1.17               | 1.80 | 0.163         |
| ANR4012T5R1□ | 5.1        | N/M                  | 0.96                | 1.50             | 1.57               | 1.60 | 0.199         |
| ANR4012T5R6□ | 5.6        | N/M                  | 1.02                | 1.20             | 1.02               | 1.60 | 0.182         |
| ANR4012T6R8M | 6.8        | M                    | 0.85                | 1.20             | 0.86               | 1.40 | 0.257         |
| ANR4012T100M | 10         | M                    | 0.78                | 1.00             | 0.81               | 1.10 | 0.345         |
| ANR4012T120M | 12         | M                    | 0.71                | 0.95             | 0.67               | 1.00 | 0.373         |
| ANR4012T150M | 15         | M                    | 0.65                | 0.85             | 0.57               | 0.80 | 0.442         |
| ANR4012T180M | 18         | M                    | 0.56                | 0.80             | 0.56               | 0.75 | 0.605         |
| ANR4012T220M | 22         | M                    | 0.50                | 0.75             | 0.47               | 0.70 | 0.763         |
| ANR4012T270M | 27         | M                    | 0.46                | 0.60             | 0.51               | 0.70 | 0.927         |
| ANR4012T330M | 33         | M                    | 0.43                | 0.58             | 0.43               | 0.60 | 1.053         |
| ANR4012T360M | 36         | M                    | 0.41                | 0.56             | 0.41               | 0.50 | 1.158         |
| ANR4012T390M | 39         | M                    | 0.38                | 0.50             | 0.56               | 0.66 | 1.416         |
| ANR4012T470M | 47         | M                    | 0.38                | 0.50             | 0.36               | 0.50 | 1.43          |
| ANR4012T560M | 56         | M                    | 0.33                | 0.46             | 0.33               | 0.45 | 1.609         |
| ANR4012T680M | 68         | M                    | 0.27                | 0.45             | 0.39               | 0.45 | 2.51          |
| ANR4012T820M | 82         | M                    | 0.26                | 0.36             | 0.28               | 0.40 | 2.754         |
| ANR4012T101M | 100        | M                    | 0.25                | 0.35             | 0.25               | 0.30 | 2.844         |

## ● ANR4018 Series

| Part Number  | Inductance | Inductance Tolerance | Heat Rating Current |                  | Saturation Current |      | DC Resistance |
|--------------|------------|----------------------|---------------------|------------------|--------------------|------|---------------|
|              | @100kHz,1V |                      | Max.                | Typ.             | Max.               | Typ. | Typ.          |
| Units        | μH         | M=±20%<br>N=±30%     | A                   |                  | A                  |      | Ω             |
| Symbol       | L          |                      | I <sub>rms</sub>    | I <sub>sat</sub> |                    | DCR  |               |
| ANR4018TR47□ | 0.47       | N/M                  | 4.06                | 4.50             | 4.36               | 5.20 | 0.018         |
| ANR4018TR68□ | 0.68       | N/M                  | 3.35                | 3.80             | 4.97               | 5.60 | 0.026         |
| ANR4018T1R0□ | 1          | N/M                  | 2.03                | 3.30             | 4.87               | 5.20 | 0.033         |
| ANR4018T1R5□ | 1.5        | N/M                  | 1.83                | 3.20             | 3.40               | 4.00 | 0.042         |
| ANR4018T1R8□ | 1.8        | N/M                  | 2.03                | 2.80             | 3.05               | 3.40 | 0.044         |
| ANR4018T2R2□ | 2.2        | N/M                  | 1.67                | 2.60             | 2.74               | 3.20 | 0.058         |
| ANR4018T3R3M | 3.3        | M                    | 1.25                | 2.10             | 2.49               | 2.90 | 0.09          |

## Electrical Characteristics

## ● ANR4018 Series

| Part Number  | Inductance | Inductance Tolerance | Heat Rating Current |      | Saturation Current |      | DC Resistance |
|--------------|------------|----------------------|---------------------|------|--------------------|------|---------------|
|              | @100kHz,1V |                      | Max.                | Typ. | Max.               | Typ. | Typ.          |
| Units        | μH         | M=±20%<br>N=±30%     | A                   |      | A                  |      | Ω             |
| Symbol       | L          |                      | I <sub>rms</sub>    |      | I <sub>sat</sub>   |      | DCR           |
| ANR4018T4R7M | 4.7        | M                    | 1.22                | 1.80 | 1.73               | 2.20 | 0.116         |
| ANR4018T6R8M | 6.8        | M                    | 1.08                | 1.50 | 1.47               | 2.00 | 0.142         |
| ANR4018T100M | 10         | M                    | 0.85                | 1.20 | 1.32               | 1.60 | 0.232         |
| ANR4018T150M | 15         | M                    | 0.66                | 1.00 | 0.95               | 1.10 | 0.322         |
| ANR4018T220M | 22         | M                    | 0.60                | 0.85 | 0.81               | 0.88 | 0.463         |
| ANR4018T330M | 33         | M                    | 0.50                | 0.72 | 0.57               | 0.75 | 0.682         |
| ANR4018T470M | 47         | M                    | 0.43                | 0.65 | 0.58               | 0.70 | 0.837         |
| ANR4018T680M | 68         | M                    | 0.32                | 0.52 | 0.48               | 0.51 | 1.287         |
| ANR4018T101M | 100        | M                    | 0.25                | 0.41 | 0.41               | 0.44 | 2.252         |
| ANR4018T151M | 150        | M                    | 0.22                | 0.36 | 0.31               | 0.34 | 3.218         |
| ANR4018T221M | 220        | M                    | 0.17                | 0.27 | 0.27               | 0.30 | 5.148         |

## ● ANR4020 Series

| Part Number  | Inductance | Inductance Tolerance | Heat Rating Current |      | Saturation Current |       | DC Resistance |
|--------------|------------|----------------------|---------------------|------|--------------------|-------|---------------|
|              | @100kHz,1V |                      | Max.                | Typ. | Max.               | Typ.  | Typ.          |
| Units        | μH         | M=±20%<br>N=±30%     | A                   |      | A                  |       | Ω             |
| Symbol       | L          |                      | I <sub>rms</sub>    |      | I <sub>sat</sub>   |       | DCR           |
| ANR4020TR24□ | 0.24       | N/M                  | 4.57                | 5.20 | 10.66              | 12.50 | 0.014         |
| ANR4020TR33□ | 0.33       | N/M                  | 3.35                | 4.90 | 7.61               | 8.50  | 0.016         |
| ANR4020TR47□ | 0.47       | N/M                  | 3.35                | 3.70 | 7.11               | 7.50  | 0.029         |
| ANR4020TR68□ | 0.68       | N/M                  | 2.84                | 3.30 | 6.50               | 6.60  | 0.036         |
| ANR4020T1R0□ | 1          | N/M                  | 2.18                | 3.20 | 4.85               | 5.20  | 0.038         |
| ANR4020T1R2□ | 1.2        | N/M                  | 2.18                | 3.20 | 5.18               | 5.60  | 0.038         |
| ANR4020T1R5□ | 1.5        | N/M                  | 2.01                | 3.00 | 4.52               | 4.90  | 0.046         |
| ANR4020T2R2□ | 2.2        | N/M                  | 1.88                | 2.80 | 3.45               | 3.70  | 0.051         |
| ANR4020T3R3□ | 3.3        | N/M                  | 1.42                | 2.50 | 3.25               | 3.50  | 0.09          |
| ANR4020T3R6□ | 3.6        | N/M                  | 1.56                | 2.50 | 2.84               | 3.00  | 0.091         |
| ANR4020T4R7□ | 4.7        | N/M                  | 1.36                | 2.00 | 2.39               | 2.50  | 0.097         |
| ANR4020T5R1M | 5.1        | M                    | 1.29                | 1.80 | 2.33               | 2.50  | 0.11          |
| ANR4020T5R6M | 5.6        | M                    | 1.24                | 1.80 | 2.23               | 2.40  | 0.116         |
| ANR4020T6R2M | 6.2        | M                    | 1.10                | 1.60 | 2.18               | 2.30  | 0.149         |
| ANR4020T6R8M | 6.8        | M                    | 1.06                | 1.60 | 2.23               | 2.40  | 0.161         |
| ANR4020T7R5M | 7.5        | M                    | 1.10                | 1.50 | 1.88               | 2.00  | 0.149         |
| ANR4020T8R2M | 8.2        | M                    | 1.06                | 1.40 | 1.78               | 1.90  | 0.181         |
| ANR4020T100M | 10         | M                    | 0.91                | 1.20 | 1.62               | 1.70  | 0.213         |
| ANR4020T120M | 12         | M                    | 0.89                | 1.20 | 1.52               | 1.60  | 0.226         |
| ANR4020T150M | 15         | M                    | 0.78                | 1.10 | 1.37               | 1.50  | 0.296         |
| ANR4020T220M | 22         | M                    | 0.63                | 0.87 | 1.07               | 1.10  | 0.45          |
| ANR4020T270M | 27         | M                    | 0.51                | 0.70 | 1.04               | 1.10  | 0.702         |
| ANR4020T330M | 33         | M                    | 0.50                | 0.68 | 0.86               | 0.93  | 0.708         |



## Electrical Characteristics

## ● ANR4020 Series

| Part Number  | Inductance    | Inductance Tolerance       | Heat Rating Current |      | Saturation Current |      | DC Resistance |
|--------------|---------------|----------------------------|---------------------|------|--------------------|------|---------------|
|              | @100kHz,1V    |                            | Max.                | Typ. | Max.               | Typ. | Typ.          |
| Units        | $\mu\text{H}$ | M $\pm$ 20%<br>N $\pm$ 30% | A                   |      | A                  |      | $\Omega$      |
| Symbol       | L             |                            | I <sub>rms</sub>    |      | I <sub>sat</sub>   |      | DCR           |
| ANR4020T390M | 39            | M                          | 0.47                | 0.64 | 0.83               | 0.90 | 0.837         |
| ANR4020T430M | 43            | M                          | 0.46                | 0.63 | 0.78               | 0.85 | 0.849         |
| ANR4020T470M | 47            | M                          | 0.45                | 0.61 | 0.75               | 0.81 | 0.914         |
| ANR4020T510M | 51            | M                          | 0.43                | 0.59 | 0.71               | 0.77 | 0.965         |
| ANR4020T560M | 56            | M                          | 0.42                | 0.57 | 0.67               | 0.72 | 1.03          |
| ANR4020T620M | 62            | M                          | 0.40                | 0.52 | 0.66               | 0.71 | 1.158         |
| ANR4020T680M | 68            | M                          | 0.37                | 0.50 | 0.62               | 0.67 | 1.366         |
| ANR4020T750M | 75            | M                          | 0.36                | 0.49 | 0.71               | 0.77 | 1.495         |
| ANR4020T820M | 82            | M                          | 0.35                | 0.47 | 0.51               | 0.55 | 1.505         |
| ANR4020T101M | 100           | M                          | 0.31                | 0.43 | 0.49               | 0.53 | 2             |

## ● ANR4026 Series

| Part Number  | Inductance    | Inductance Tolerance       | Heat Rating Current |      | Saturation Current |      | DC Resistance |
|--------------|---------------|----------------------------|---------------------|------|--------------------|------|---------------|
|              | @100kHz,1V    |                            | Max.                | Typ. | Max.               | Typ. | Typ.          |
| Units        | $\mu\text{H}$ | M $\pm$ 20%<br>N $\pm$ 30% | A                   |      | A                  |      | $\Omega$      |
| Symbol       | L             |                            | I <sub>rms</sub>    |      | I <sub>sat</sub>   |      | DCR           |
| ANR4026T1R0□ | 1             | N/M                        | 3.05                | 3.66 | 3.35               | 3.72 | 0.031         |
| ANR4026T1R2□ | 1.2           | N/M                        | 2.33                | 2.80 | 3.15               | 3.50 | 0.039         |
| ANR4026T1R5□ | 1.5           | N/M                        | 2.33                | 2.80 | 2.44               | 2.71 | 0.039         |
| ANR4026T2R2M | 2.2           | M                          | 2.03                | 2.44 | 2.13               | 2.36 | 0.051         |
| ANR4026T3R3M | 3.3           | M                          | 1.73                | 2.08 | 1.83               | 2.03 | 0.064         |
| ANR4026T4R7M | 4.7           | M                          | 1.62                | 1.94 | 1.47               | 1.63 | 0.071         |
| ANR4026T6R8M | 6.8           | M                          | 1.52                | 1.82 | 1.32               | 1.47 | 0.084         |
| ANR4026T100M | 10            | M                          | 1.32                | 1.58 | 1.02               | 1.13 | 0.109         |
| ANR4026T150M | 15            | M                          | 1.12                | 1.34 | 0.91               | 1.01 | 0.142         |
| ANR4026T220M | 22            | M                          | 0.91                | 1.09 | 0.61               | 0.68 | 0.212         |
| ANR4026T330M | 33            | M                          | 0.71                | 0.85 | 0.56               | 0.62 | 0.347         |
| ANR4026T470M | 47            | M                          | 0.66                | 0.79 | 0.41               | 0.46 | 0.386         |

## ● ANR4030 Series

| Part Number  | Inductance    | Inductance Tolerance       | Heat Rating Current |      | Saturation Current |      | DC Resistance |
|--------------|---------------|----------------------------|---------------------|------|--------------------|------|---------------|
|              | @100kHz,1V    |                            | Max.                | Typ. | Max.               | Typ. | Typ.          |
| Units        | $\mu\text{H}$ | M $\pm$ 20%<br>N $\pm$ 30% | A                   |      | A                  |      | $\Omega$      |
| Symbol       | L             |                            | I <sub>rms</sub>    |      | I <sub>sat</sub>   |      | DCR           |
| ANR4030TR47□ | 0.47          | M                          | 5.20                | 5.90 | 7.80               | 9.80 | 0.015         |
| ANR4030TR68□ | 0.68          | N/M                        | 4.63                | 5.10 | 6.90               | 8.00 | 0.018         |
| ANR4030TR91□ | 0.91          | N/M                        | 4.21                | 4.70 | 6.34               | 6.80 | 0.017         |
| ANR4030T1R0□ | 1             | N/M                        | 4.21                | 4.70 | 5.34               | 5.70 | 0.018         |
| ANR4030T1R2□ | 1.2           | N/M                        | 3.88                | 4.20 | 5.89               | 6.30 | 0.02          |

## Electrical Characteristics

## ● ANR4030 Series

| Part Number  | Inductance | Inductance Tolerance | Heat Rating Current |      | Saturation Current |      | DC Resistance |
|--------------|------------|----------------------|---------------------|------|--------------------|------|---------------|
|              | @100kHz,1V |                      | Max.                | Typ. | Max.               | Typ. | Typ.          |
| Units        | μH         | M=±20%<br>N=±30%     | A                   |      | A                  |      | Ω             |
| Symbol       | L          |                      | I <sub>rms</sub>    |      | I <sub>sat</sub>   |      | DCR           |
| ANR4030T1R5□ | 1.5        | N/M                  | 3.39                | 3.60 | 4.91               | 5.30 | 0.026         |
| ANR4030T1R8□ | 1.8        | N/M                  | 3.25                | 3.30 | 4.57               | 5.00 | 0.033         |
| ANR4030T2R2□ | 2.2        | N/M                  | 2.99                | 3.20 | 4.97               | 5.80 | 0.039         |
| ANR4030T3R3M | 3.3        | M                    | 2.44                | 2.60 | 3.35               | 3.60 | 0.051         |
| ANR4030T3R9M | 3.9        | M                    | 2.13                | 2.30 | 3.05               | 3.30 | 0.073         |
| ANR4030T4R3M | 4.3        | M                    | 2.13                | 2.30 | 2.99               | 3.20 | 0.071         |
| ANR4030T4R7M | 4.7        | M                    | 2.03                | 2.30 | 2.94               | 3.20 | 0.077         |
| ANR4030T5R6M | 5.6        | M                    | 1.98                | 2.10 | 2.64               | 2.80 | 0.084         |
| ANR4030T6R8M | 6.8        | M                    | 1.62                | 1.70 | 2.79               | 3.00 | 0.116         |
| ANR4030T7R5M | 7.5        | M                    | 1.67                | 1.80 | 2.23               | 2.40 | 0.11          |
| ANR4030T8R2M | 8.2        | M                    | 1.62                | 1.70 | 2.13               | 2.30 | 0.116         |
| ANR4030T100M | 10         | M                    | 1.52                | 1.60 | 1.98               | 2.40 | 0.129         |
| ANR4030T120M | 12         | M                    | 1.32                | 1.40 | 1.73               | 1.80 | 0.174         |
| ANR4030T150M | 15         | M                    | 1.13                | 1.20 | 1.67               | 1.80 | 0.245         |
| ANR4030T180M | 18         | M                    | 1.12                | 1.20 | 1.42               | 1.50 | 0.257         |
| ANR4030T220M | 22         | M                    | 1.02                | 1.20 | 1.32               | 1.40 | 0.29          |
| ANR4030T330M | 33         | M                    | 0.85                | 0.92 | 1.12               | 1.20 | 0.425         |
| ANR4030T360M | 36         | M                    | 0.84                | 0.91 | 1.07               | 1.10 | 0.432         |
| ANR4030T390M | 39         | M                    | 0.74                | 0.80 | 1.05               | 1.10 | 0.56          |
| ANR4030T470M | 47         | M                    | 0.73                | 0.80 | 0.96               | 1.00 | 0.573         |
| ANR4030T510M | 51         | M                    | 0.71                | 0.80 | 0.91               | 1.13 | 0.605         |
| ANR4030T560M | 56         | M                    | 0.66                | 0.71 | 0.86               | 0.94 | 0.715         |
| ANR4030T620M | 62         | M                    | 0.64                | 0.70 | 0.81               | 0.99 | 0.752         |
| ANR4030T680M | 68         | M                    | 0.53                | 0.57 | 0.73               | 0.80 | 1.117         |
| ANR4030T750M | 75         | M                    | 0.49                | 0.53 | 0.71               | 0.88 | 1.313         |
| ANR4030T820M | 82         | M                    | 0.48                | 0.52 | 0.67               | 0.72 | 1.364         |
| ANR4030T910M | 91         | M                    | 0.47                | 0.50 | 0.66               | 0.71 | 1.416         |
| ANR4030T101M | 100        | M                    | 0.46                | 0.49 | 0.61               | 0.73 | 1.48          |
| ANR4030T121M | 120        | M                    | 0.43                | 0.46 | 0.56               | 0.60 | 1.737         |
| ANR4030T151M | 150        | M                    | 0.30                | 0.35 | 0.51               | 0.55 | 2.317         |
| ANR4030T221M | 220        | M                    | 0.35                | 0.40 | 0.40               | 0.50 | 3.25          |
| ANR4030T331M | 330        | M                    | 0.25                | 0.26 | 0.30               | 0.40 | 5.2           |
| ANR4030T471□ | 470        | K/M                  | 0.20                | 0.23 | 0.30               | 0.35 | 9.36          |
| ANR4030T501M | 500        | M                    | 0.15                | 0.20 | 0.28               | 0.30 | 8.937         |
| ANR4030T681M | 680        | M                    | 0.14                | 0.18 | 0.19               | 0.20 | 9.755         |

## Electrical Characteristics

## ● ANR5012 Series

| Part Number  | Inductance | Inductance Tolerance | Heat Rating Current |      | Saturation Current |      | DC Resistance |
|--------------|------------|----------------------|---------------------|------|--------------------|------|---------------|
|              | @100kHz,1V |                      | Max.                | Typ. | Max.               | Typ. | Typ.          |
| Units        | μH         | M=±20%<br>N=±30%     | A                   |      | A                  |      | Ω             |
| Symbol       | L          |                      | Irms                |      | Isat               |      | DCR           |
| ANR5012T1R0□ | 1          | N/M                  | 2.03                | 2.40 | 4.47               | 4.70 | 0.067         |
| ANR5012T1R5□ | 1.5        | N/M                  | 1.93                | 2.20 | 3.76               | 3.80 | 0.085         |
| ANR5012T2R2□ | 2.2        | N/M                  | 1.73                | 2.00 | 3.15               | 3.20 | 0.107         |
| ANR5012T3R3□ | 3.3        | N/M                  | 1.42                | 1.70 | 2.44               | 2.60 | 0.149         |
| ANR5012T4R7□ | 4.7        | N/M                  | 1.32                | 1.50 | 2.23               | 2.30 | 0.195         |
| ANR5012T6R8M | 6.8        | M                    | 1.02                | 1.20 | 1.73               | 1.90 | 0.291         |
| ANR5012T100M | 10         | M                    | 0.86                | 1.00 | 1.42               | 1.50 | 0.409         |
| ANR5012T150M | 15         | M                    | 0.81                | 0.92 | 1.22               | 1.30 | 0.518         |
| ANR5012T220M | 22         | M                    | 0.61                | 0.68 | 0.89               | 0.98 | 0.849         |

## ● ANR5020 Series

| Part Number  | Inductance | Inductance Tolerance | Heat Rating Current |      | Saturation Current |       | DC Resistance |
|--------------|------------|----------------------|---------------------|------|--------------------|-------|---------------|
|              | @100kHz,1V |                      | Max.                | Typ. | Max.               | Typ.  | Typ.          |
| Units        | μH         | M=±20%<br>N=±30%     | A                   |      | A                  |       | Ω             |
| Symbol       | L          |                      | Irms                |      | Isat               |       | DCR           |
| ANR5020TR22□ | 0.22       | N/M                  | 5.38                | 6.00 | 9.14               | 12.00 | 0.011         |
| ANR5020TR24□ | 0.24       | N/M                  | 5.38                | 6.00 | 8.12               | 10.00 | 0.011         |
| ANR5020TR47□ | 0.47       | N/M                  | 4.67                | 5.00 | 6.24               | 6.70  | 0.017         |
| ANR5020TR56□ | 0.56       | N/M                  | 3.86                | 4.20 | 8.63               | 9.60  | 0.022         |
| ANR5020TR68□ | 0.68       | N/M                  | 4.06                | 4.40 | 5.58               | 6.00  | 0.022         |
| ANR5020TR75□ | 0.75       | N/M                  | 4.06                | 4.40 | 5.58               | 6.00  | 0.022         |
| ANR5020T1R0□ | 1          | N/M                  | 3.86                | 4.10 | 4.16               | 5.00  | 0.026         |
| ANR5020T1R2□ | 1.2        | N/M                  | 3.60                | 3.90 | 4.57               | 4.90  | 0.033         |
| ANR5020T1R5□ | 1.5        | N/M                  | 3.25                | 3.50 | 4.16               | 4.50  | 0.034         |
| ANR5020T2R2□ | 2.2        | N/M                  | 2.94                | 3.10 | 3.25               | 4.00  | 0.042         |
| ANR5020T2R7□ | 2.7        | N/M                  | 2.74                | 2.90 | 2.94               | 3.50  | 0.049         |
| ANR5020T3R0□ | 3          | N/M                  | 2.74                | 2.90 | 2.59               | 2.80  | 0.049         |
| ANR5020T3R3□ | 3.3        | N/M                  | 2.54                | 2.70 | 2.59               | 3.00  | 0.056         |
| ANR5020T3R6□ | 3.6        | N/M                  | 2.54                | 2.70 | 2.84               | 3.00  | 0.055         |
| ANR5020T3R9□ | 3.9        | N/M                  | 2.54                | 2.70 | 2.33               | 2.80  | 0.071         |
| ANR5020T4R3M | 4.3        | M                    | 2.23                | 2.40 | 2.54               | 3.00  | 0.073         |
| ANR5020T4R7M | 4.7        | M                    | 2.23                | 2.40 | 2.54               | 2.70  | 0.074         |
| ANR5020T5R1M | 5.1        | M                    | 2.08                | 2.20 | 2.28               | 2.60  | 0.082         |
| ANR5020T5R6M | 5.6        | M                    | 2.08                | 2.20 | 2.33               | 2.50  | 0.083         |
| ANR5020T6R8M | 6.8        | M                    | 1.83                | 1.90 | 2.08               | 2.20  | 0.107         |
| ANR5020T7R5M | 7.5        | M                    | 1.78                | 1.90 | 1.88               | 2.00  | 0.116         |
| ANR5020T8R2M | 8.2        | M                    | 1.67                | 1.80 | 1.88               | 2.00  | 0.126         |
| ANR5020T9R1M | 9.1        | M                    | 1.57                | 1.70 | 1.73               | 1.80  | 0.142         |
| ANR5020T100M | 10         | M                    | 1.57                | 1.70 | 1.73               | 1.80  | 0.142         |
| ANR5020T120M | 12         | M                    | 1.42                | 1.50 | 1.52               | 1.60  | 0.18          |

## Electrical Characteristics

## ● ANR5020 Series

| Part Number  | Inductance | Inductance Tolerance | Heat Rating Current |                  | Saturation Current |      | DC Resistance |
|--------------|------------|----------------------|---------------------|------------------|--------------------|------|---------------|
|              | @100kHz,1V |                      | Max.                | Typ.             | Max.               | Typ. | Typ.          |
| Units        | μH         | M=±20%<br>N=±30%     | A                   |                  | A                  |      | Ω             |
| Symbol       | L          |                      | I <sub>rms</sub>    | I <sub>sat</sub> |                    | DCR  |               |
| ANR5020T150M | 15         | M                    | 1.27                | 1.30             | 1.37               | 1.40 | 0.215         |
| ANR5020T180M | 18         | M                    | 1.17                | 1.20             | 1.27               | 1.30 | 0.257         |
| ANR5020T220M | 22         | M                    | 1.12                | 1.20             | 1.17               | 1.20 | 0.294         |
| ANR5020T330M | 33         | M                    | 0.91                | 0.99             | 0.93               | 1.00 | 0.507         |
| ANR5020T470M | 47         | M                    | 0.78                | 0.84             | 0.78               | 0.84 | 0.68          |
| ANR5020T560M | 56         | M                    | 0.71                | 0.77             | 0.78               | 0.84 | 0.957         |
| ANR5020T680M | 68         | M                    | 0.65                | 0.70             | 0.66               | 0.70 | 0.962         |
| ANR5020T820M | 82         | M                    | 0.51                | 0.60             | 0.66               | 0.75 | 1.146         |
| ANR5020T101M | 100        | M                    | 0.54                | 0.58             | 0.54               | 0.58 | 1.43          |
| ANR5020T121M | 120        | M                    | 0.41                | 0.50             | 0.43               | 0.53 | 1.737         |
| ANR5020T201M | 200        | M                    | 0.41                | 0.45             | 0.30               | 0.33 | 2.574         |
| ANR5020T561M | 560        | M                    | 0.20                | 0.30             | 0.24               | 0.30 | 9.06          |

## ● ANR5040 Series

| Part Number  | Inductance | Inductance Tolerance | Heat Rating Current |                  | Saturation Current |       | DC Resistance |
|--------------|------------|----------------------|---------------------|------------------|--------------------|-------|---------------|
|              | @100kHz,1V |                      | Max.                | Typ.             | Max.               | Typ.  | Typ.          |
| Units        | μH         | M=±20%<br>N=±30%     | A                   |                  | A                  |       | Ω             |
| Symbol       | L          |                      | I <sub>rms</sub>    | I <sub>sat</sub> |                    | DCR   |               |
| ANR5040TR22□ | 0.22       | N/M                  | 6.60                | 7.50             | 18.27              | 20.00 | 0.008         |
| ANR5040TR24□ | 0.24       | N/M                  | 6.50                | 7.40             | 15.94              | 18.00 | 0.008         |
| ANR5040TR47□ | 0.47       | N/M                  | 6.70                | 7.60             | 10.15              | 11.50 | 0.013         |
| ANR5040T1R0□ | 1          | N/M                  | 4.97                | 5.10             | 7.46               | 8.20  | 0.018         |
| ANR5040T1R2□ | 1.2        | N/M                  | 4.21                | 4.30             | 6.60               | 7.10  | 0.021         |
| ANR5040T1R5□ | 1.5        | N/M                  | 4.36                | 4.80             | 6.39               | 7.30  | 0.02          |
| ANR5040T1R8□ | 1.8        | N/M                  | 4.21                | 4.30             | 5.58               | 6.40  | 0.027         |
| ANR5040T2R2□ | 2.2        | N/M                  | 3.86                | 4.30             | 4.97               | 5.60  | 0.027         |
| ANR5040T2R7□ | 2.7        | N/M                  | 3.65                | 4.10             | 4.36               | 5.10  | 0.029         |
| ANR5040T3R0□ | 3          | N/M                  | 3.65                | 4.20             | 4.21               | 4.80  | 0.029         |
| ANR5040T3R3□ | 3.3        | N/M                  | 3.45                | 3.90             | 4.01               | 4.60  | 0.031         |
| ANR5040T3R6□ | 3.6        | N/M                  | 3.35                | 3.70             | 3.86               | 4.40  | 0.031         |
| ANR5040T3R9□ | 3.9        | N/M                  | 3.25                | 3.70             | 3.60               | 4.20  | 0.035         |
| ANR5040T4R7□ | 4.7        | N/M                  | 3.05                | 3.30             | 3.55               | 3.90  | 0.041         |
| ANR5040T5R6M | 5.6        | M                    | 2.84                | 3.10             | 3.05               | 4.10  | 0.046         |
| ANR5040T6R8M | 6.8        | M                    | 2.54                | 2.80             | 2.94               | 3.50  | 0.056         |
| ANR5040T8R2M | 8.2        | M                    | 2.33                | 2.60             | 2.74               | 3.00  | 0.074         |
| ANR5040T100M | 10         | M                    | 2.13                | 2.40             | 2.39               | 2.90  | 0.083         |
| ANR5040T120M | 12         | M                    | 2.03                | 2.10             | 2.23               | 2.50  | 0.099         |
| ANR5040T150M | 15         | M                    | 2.03                | 2.10             | 2.03               | 2.30  | 0.112         |
| ANR5040T180M | 18         | M                    | 1.47                | 1.65             | 1.73               | 2.00  | 0.153         |
| ANR5040T220M | 22         | M                    | 1.52                | 1.60             | 1.62               | 1.90  | 0.168         |

## Electrical Characteristics

## ● ANR5040 Series

| Part Number  | Inductance | Inductance Tolerance | Heat Rating Current |      | Saturation Current |      | DC Resistance |
|--------------|------------|----------------------|---------------------|------|--------------------|------|---------------|
|              | @100kHz,1V |                      | Max.                | Typ. | Max.               | Typ. | Typ.          |
| Units        | μH         | M=±20%<br>N=±30%     | A                   |      | A                  |      | Ω             |
| Symbol       | L          |                      | I <sub>rms</sub>    |      | I <sub>sat</sub>   |      | DCR           |
| ANR5040T270M | 27         | M                    | 1.12                | 1.25 | 1.54               | 1.75 | 0.242         |
| ANR5040T330M | 33         | M                    | 1.22                | 1.40 | 1.32               | 1.50 | 0.244         |
| ANR5040T470M | 47         | M                    | 1.02                | 1.10 | 1.12               | 1.30 | 0.354         |
| ANR5040T510M | 51         | M                    | 1.02                | 1.10 | 1.02               | 1.20 | 0.489         |
| ANR5040T560M | 56         | M                    | 0.81                | 0.90 | 1.07               | 1.20 | 0.494         |
| ANR5040T680M | 68         | M                    | 0.81                | 0.90 | 0.91               | 1.10 | 0.52          |
| ANR5040T750M | 75         | M                    | 0.73                | 0.80 | 0.86               | 0.95 | 0.579         |
| ANR5040T101M | 100        | M                    | 0.71                | 0.80 | 0.76               | 0.90 | 0.728         |
| ANR5040T151M | 150        | M                    | 0.61                | 0.70 | 0.66               | 0.67 | 0.975         |
| ANR5040T221M | 220        | M                    | 0.41                | 0.50 | 0.49               | 0.55 | 1.82          |
| ANR5040T301M | 300        | M                    | 0.36                | 0.40 | 0.51               | 0.58 | 2.574         |
| ANR5040T331M | 330        | M                    | 0.41                | 0.50 | 0.43               | 0.47 | 2.703         |
| ANR5040T471M | 470        | M                    | 0.36                | 0.40 | 0.38               | 0.43 | 3.9           |
| ANR5040T561M | 560        | M                    | 0.31                | 0.35 | 0.31               | 0.36 | 4.914         |
| ANR5040T681M | 680        | M                    | 0.25                | 0.30 | 0.30               | 0.35 | 5.07          |
| ANR5040T102M | 1000       | M                    | 0.20                | 0.23 | 0.21               | 0.25 | 7.8           |
| ANR5040T222M | 2200       | M                    | 0.11                | 0.12 | 0.15               | 0.18 | 14.82         |

## ● ANR5045 Series

| Part Number  | Inductance | Inductance Tolerance | Heat Rating Current |      | Saturation Current |      | DC Resistance |
|--------------|------------|----------------------|---------------------|------|--------------------|------|---------------|
|              | @100kHz,1V |                      | Max.                | Typ. | Max.               | Typ. | Typ.          |
| Units        | μH         | M=±20%<br>N=±30%     | A                   |      | A                  |      | Ω             |
| Symbol       | L          |                      | I <sub>rms</sub>    |      | I <sub>sat</sub>   |      | DCR           |
| ANR5045T2R2M | 2.2        | M                    | 4.77                | 5.40 | 6.50               | 7.20 | 0.029         |
| ANR5045T100M | 10         | M                    | 2.54                | 2.90 | 3.25               | 3.70 | 0.078         |
| ANR5045T220M | 22         | M                    | 1.57                | 1.80 | 2.03               | 2.35 | 0.161         |

## ● ANR6020 Series

| Part Number  | Inductance | Inductance Tolerance | Heat Rating Current |      | Saturation Current |      | DC Resistance |
|--------------|------------|----------------------|---------------------|------|--------------------|------|---------------|
|              | @100kHz,1V |                      | Max.                | Typ. | Max.               | Typ. | Typ.          |
| Units        | μH         | M=±20%<br>N=±30%     | A                   |      | A                  |      | Ω             |
| Symbol       | L          |                      | I <sub>rms</sub>    |      | I <sub>sat</sub>   |      | DCR           |
| ANR6020TR50□ | 0.5        | N/M                  | 4.06                | 5.00 | 4.57               | 6.00 | 0.018         |
| ANR6020TR68□ | 0.68       | N/M                  | 3.86                | 4.80 | 6.65               | 7.80 | 0.022         |
| ANR6020TR82□ | 0.82       | N/M                  | 3.86                | 4.80 | 5.38               | 6.30 | 0.022         |
| ANR6020T1R0□ | 1          | N/M                  | 3.55                | 4.40 | 4.21               | 5.00 | 0.026         |
| ANR6020T1R2□ | 1.2        | N/M                  | 3.25                | 4.00 | 5.99               | 7.00 | 0.029         |
| ANR6020T1R5□ | 1.5        | N/M                  | 3.25                | 4.00 | 4.31               | 5.10 | 0.029         |

## Electrical Characteristics

## ● ANR6020 Series

| Part Number  | Inductance | Inductance Tolerance | Heat Rating Current |      | Saturation Current |      | DC Resistance |
|--------------|------------|----------------------|---------------------|------|--------------------|------|---------------|
|              | @100kHz,1V |                      | Max.                | Typ. | Max.               | Typ. | Typ.          |
| Units        | μH         | M=±20%<br>N=±30%     | A                   |      | A                  |      | Ω             |
| Symbol       | L          |                      | I <sub>rms</sub>    |      | I <sub>sat</sub>   |      | DCR           |
| ANR6020T1R8□ | 1.8        | N/M                  | 2.79                | 3.50 | 4.92               | 5.80 | 0.036         |
| ANR6020T2R0□ | 2          | N/M                  | 2.64                | 3.30 | 4.16               | 4.90 | 0.046         |
| ANR6020T2R2□ | 2.2        | N/M                  | 2.79                | 3.50 | 3.81               | 4.50 | 0.036         |
| ANR6020T2R7□ | 2.7        | N/M                  | 2.64                | 3.30 | 3.96               | 4.60 | 0.046         |
| ANR6020T3R3□ | 3.3        | N/M                  | 2.64                | 3.30 | 3.20               | 3.70 | 0.046         |
| ANR6020T3R9□ | 3.9        | N/M                  | 2.13                | 2.60 | 3.30               | 3.90 | 0.063         |
| ANR6020T4R3□ | 4.3        | N/M                  | 2.13                | 2.60 | 2.74               | 3.20 | 0.063         |
| ANR6020T4R7□ | 4.7        | N/M                  | 2.03                | 2.50 | 3.05               | 3.60 | 0.074         |
| ANR6020T5R6□ | 5.6        | N/M                  | 1.93                | 2.40 | 2.44               | 2.90 | 0.089         |
| ANR6020T6R2□ | 6.2        | N/M                  | 1.83                | 2.30 | 2.33               | 2.70 | 0.102         |
| ANR6020T6R8□ | 6.8        | N/M                  | 1.83                | 2.30 | 2.23               | 2.60 | 0.102         |
| ANR6020T8R2□ | 8.2        | N/M                  | 1.42                | 1.80 | 2.13               | 2.50 | 0.136         |
| ANR6020T100M | 10         | M                    | 1.42                | 1.80 | 1.78               | 2.10 | 0.136         |
| ANR6020T120M | 12         | M                    | 1.32                | 1.60 | 1.47               | 1.70 | 0.154         |
| ANR6020T150M | 15         | M                    | 1.22                | 1.50 | 1.22               | 1.40 | 0.187         |
| ANR6020T180M | 18         | M                    | 1.10                | 1.40 | 1.22               | 1.40 | 0.232         |
| ANR6020T220M | 22         | M                    | 1.02                | 1.30 | 1.07               | 1.20 | 0.262         |
| ANR6020T330M | 33         | M                    | 0.85                | 1.05 | 0.96               | 1.10 | 0.386         |
| ANR6020T470M | 47         | M                    | 0.81                | 0.90 | 0.71               | 0.90 | 0.553         |
| ANR6020T331M | 330        | M                    | 0.33                | 0.39 | 0.27               | 0.33 | 3.385         |
| ANR6020T101M | 100        | M                    | 0.50                | 0.58 | 0.64               | 0.84 | 1.2           |

## ● ANR6028 Series

| Part Number  | Inductance | Inductance Tolerance | Heat Rating Current |      | Saturation Current |      | DC Resistance |
|--------------|------------|----------------------|---------------------|------|--------------------|------|---------------|
|              | @100kHz,1V |                      | Max.                | Typ. | Max.               | Typ. | Typ.          |
| Units        | μH         | M=±20%<br>N=±30%     | A                   |      | A                  |      | Ω             |
| Symbol       | L          |                      | I <sub>rms</sub>    |      | I <sub>sat</sub>   |      | DCR           |
| ANR6028TR82□ | 0.82       | N/M                  | 5.28                | 6.00 | 6.60               | 9.00 | 0.016         |
| ANR6028T1R0□ | 1          | N/M                  | 5.28                | 5.70 | 5.84               | 7.00 | 0.018         |
| ANR6028T1R2□ | 1.2        | N/M                  | 4.65                | 5.00 | 6.50               | 7.50 | 0.017         |
| ANR6028T1R5□ | 1.5        | N/M                  | 4.65                | 5.00 | 6.09               | 6.60 | 0.017         |
| ANR6028T2R2□ | 2.2        | N/M                  | 3.81                | 4.10 | 5.18               | 5.60 | 0.026         |
| ANR6028T2R7□ | 2.7        | N/M                  | 3.81                | 4.10 | 3.86               | 4.10 | 0.033         |
| ANR6028T3R3□ | 3.3        | N/M                  | 3.53                | 3.80 | 4.21               | 4.50 | 0.033         |
| ANR6028T4R7□ | 4.7        | N/M                  | 3.13                | 3.40 | 3.05               | 3.30 | 0.039         |
| ANR6028T5R1□ | 5.1        | N/M                  | 2.64                | 2.80 | 3.25               | 3.50 | 0.055         |
| ANR6028T6R2M | 6.2        | M                    | 2.44                | 2.60 | 3.10               | 3.30 | 0.06          |
| ANR6028T6R8M | 6.8        | M                    | 2.44                | 2.60 | 2.64               | 3.00 | 0.06          |
| ANR6028T8R2M | 8.2        | M                    | 2.28                | 2.50 | 2.33               | 2.50 | 0.071         |

## Electrical Characteristics

## ● ANR6028 Series

| Part Number  | Inductance | Inductance Tolerance | Heat Rating Current |      | Saturation Current |      | DC Resistance |
|--------------|------------|----------------------|---------------------|------|--------------------|------|---------------|
|              | @100kHz,1V |                      | Max.                | Typ. | Max.               | Typ. | Typ.          |
| Units        | μH         | M=±20%<br>N=±30%     | A                   |      | A                  |      | Ω             |
| Symbol       | L          |                      | I <sub>rms</sub>    |      | I <sub>sat</sub>   |      | DCR           |
| ANR6028T9R1M | 9.1        | M                    | 2.18                | 2.40 | 2.59               | 2.80 | 0.095         |
| ANR6028T100M | 10         | M                    | 1.98                | 2.40 | 2.07               | 2.50 | 0.093         |
| ANR6028T120M | 12         | M                    | 1.88                | 2.00 | 1.83               | 2.00 | 0.103         |
| ANR6028T150M | 15         | M                    | 1.47                | 1.60 | 1.78               | 1.90 | 0.161         |
| ANR6028T180M | 18         | M                    | 1.47                | 1.60 | 1.54               | 1.80 | 0.154         |
| ANR6028T220M | 22         | M                    | 1.42                | 1.60 | 1.47               | 1.80 | 0.18          |
| ANR6028T270M | 27         | M                    | 1.34                | 1.40 | 1.52               | 1.60 | 0.2           |
| ANR6028T330M | 33         | M                    | 1.24                | 1.30 | 1.37               | 1.50 | 0.239         |
| ANR6028T360M | 36         | M                    | 1.15                | 1.20 | 1.27               | 1.40 | 0.277         |
| ANR6028T390M | 39         | M                    | 1.12                | 1.20 | 1.27               | 1.40 | 0.29          |
| ANR6028T470M | 47         | M                    | 1.08                | 1.10 | 1.17               | 1.30 | 0.406         |
| ANR6028T560M | 56         | M                    | 0.90                | 1.00 | 1.07               | 1.20 | 0.445         |
| ANR6028T680M | 68         | M                    | 0.87                | 0.95 | 0.81               | 0.95 | 0.463         |
| ANR6028T750M | 75         | M                    | 0.82                | 0.90 | 0.91               | 0.99 | 0.528         |
| ANR6028T820M | 82         | M                    | 0.71                | 0.77 | 0.81               | 0.88 | 0.644         |
| ANR6028T101M | 100        | M                    | 0.71                | 0.77 | 0.66               | 0.71 | 0.774         |
| ANR6028T151M | 150        | M                    | 0.70                | 0.80 | 0.80               | 0.88 | 0.78          |
| ANR6028T221M | 220        | M                    | 0.50                | 0.57 | 0.40               | 0.50 | 1.729         |
| ANR6028T401M | 400        | M                    | 0.41                | 0.45 | 0.30               | 0.33 | 2.78          |
| ANR6028T471M | 470        | M                    | 0.33                | 0.37 | 0.28               | 0.32 | 3.505         |
| ANR6028T102M | 1000       | M                    | 0.23                | 0.26 | 0.18               | 0.22 | 7.54          |

## ● ANR6040 Series

| Part Number  | Inductance | Inductance Tolerance | Heat Rating Current |      | Saturation Current |      | DC Resistance |
|--------------|------------|----------------------|---------------------|------|--------------------|------|---------------|
|              | @100kHz,1V |                      | Max.                | Typ. | Max.               | Typ. | Typ.          |
| Units        | μH         | M=±20%<br>N=±30%     | A                   |      | A                  |      | Ω             |
| Symbol       | L          |                      | I <sub>rms</sub>    |      | I <sub>sat</sub>   |      | DCR           |
| ANR6040T100M | 10         | M                    | 2.45                | 2.80 | 3.20               | 3.50 | 0.062         |
| ANR6040T150M | 15         | M                    | 2.05                | 2.35 | 2.50               | 3.00 | 0.088         |

## ● ANR6045 Series

| Part Number  | Inductance | Inductance Tolerance | Heat Rating Current |      | Saturation Current |       | DC Resistance |
|--------------|------------|----------------------|---------------------|------|--------------------|-------|---------------|
|              | @100kHz,1V |                      | Max.                | Typ. | Max.               | Typ.  | Typ.          |
| Units        | μH         | M=±20%<br>N=±30%     | A                   |      | A                  |       | Ω             |
| Symbol       | L          |                      | I <sub>rms</sub>    |      | I <sub>sat</sub>   |       | DCR           |
| ANR6045TR47□ | 0.47       | N/M                  | 6.60                | 6.60 | 15.23              | 16.50 | 0.012         |
| ANR6045TR56□ | 0.56       | N/M                  | 6.60                | 6.60 | 14.21              | 15.00 | 0.012         |
| ANR6045TR68□ | 0.68       | N/M                  | 5.79                | 6.50 | 11.17              | 12.00 | 0.012         |
| ANR6045TR82□ | 0.82       | N/M                  | 5.99                | 6.50 | 10.51              | 11.00 | 0.013         |

## Electrical Characteristics

## ● ANR6045 Series

| Part Number  | Inductance | Inductance Tolerance | Heat Rating Current |      | Saturation Current |       | DC Resistance |
|--------------|------------|----------------------|---------------------|------|--------------------|-------|---------------|
|              | @100kHz,1V |                      | Max.                | Typ. | Max.               | Typ.  | Typ.          |
| Units        | μH         | M=±20%<br>N=±30%     | A                   |      | A                  |       | Ω             |
| Symbol       | L          |                      | I <sub>rms</sub>    |      | I <sub>sat</sub>   |       | DCR           |
| ANR6045T1R0□ | 1          | N/M                  | 5.22                | 5.60 | 10.00              | 10.00 | 0.014         |
| ANR6045T1R2□ | 1.2        | N/M                  | 5.48                | 5.90 | 8.48               | 9.10  | 0.016         |
| ANR6045T1R3□ | 1.3        | N/M                  | 5.48                | 5.90 | 8.48               | 9.10  | 0.013         |
| ANR6045T1R5□ | 1.5        | N/M                  | 5.02                | 5.40 | 8.93               | 9.70  | 0.016         |
| ANR6045T1R8□ | 1.8        | N/M                  | 5.02                | 5.40 | 7.71               | 8.40  | 0.016         |
| ANR6045T2R2□ | 2.2        | N/M                  | 4.67                | 5.00 | 6.85               | 7.40  | 0.023         |
| ANR6045T2R3□ | 2.3        | N/M                  | 3.55                | 3.80 | 6.09               | 6.60  | 0.027         |
| ANR6045T2R7□ | 2.7        | N/M                  | 4.36                | 4.70 | 5.84               | 6.30  | 0.02          |
| ANR6045T3R0□ | 3          | N/M                  | 3.86                | 4.20 | 5.68               | 6.20  | 0.026         |
| ANR6045T3R3□ | 3.3        | N/M                  | 3.76                | 4.00 | 5.99               | 6.20  | 0.027         |
| ANR6045T3R6□ | 3.6        | N/M                  | 3.76                | 4.00 | 5.33               | 5.70  | 0.027         |
| ANR6045T4R3M | 4.3        | M                    | 3.55                | 3.80 | 4.52               | 4.90  | 0.03          |
| ANR6045T4R5M | 4.5        | M                    | 3.35                | 3.60 | 5.04               | 5.50  | 0.034         |
| ANR6045T4R7M | 4.7        | M                    | 3.35                | 3.60 | 5.04               | 5.50  | 0.034         |
| ANR6045T5R1M | 5.1        | M                    | 3.35                | 3.60 | 4.47               | 4.80  | 0.034         |
| ANR6045T5R6M | 5.6        | M                    | 3.20                | 3.40 | 4.21               | 4.60  | 0.038         |
| ANR6045T6R2M | 6.2        | M                    | 3.05                | 3.30 | 4.50               | 4.80  | 0.04          |
| ANR6045T6R3M | 6.3        | M                    | 3.05                | 3.30 | 4.50               | 4.70  | 0.04          |
| ANR6045T6R8M | 6.8        | M                    | 3.05                | 3.30 | 3.96               | 4.30  | 0.04          |
| ANR6045T7R5M | 7.5        | M                    | 2.94                | 3.20 | 3.55               | 3.80  | 0.044         |
| ANR6045T8R2M | 8.2        | M                    | 2.64                | 2.80 | 3.96               | 4.30  | 0.06          |
| ANR6045T9R1M | 9.1        | M                    | 2.64                | 2.80 | 3.40               | 3.70  | 0.055         |
| ANR6045T100M | 10         | M                    | 2.49                | 2.70 | 3.25               | 3.50  | 0.062         |
| ANR6045T120M | 12         | M                    | 2.23                | 2.40 | 2.84               | 3.00  | 0.074         |
| ANR6045T150M | 15         | M                    | 2.08                | 2.20 | 2.54               | 2.70  | 0.088         |
| ANR6045T180M | 18         | M                    | 1.88                | 2.00 | 2.23               | 2.40  | 0.104         |
| ANR6045T220M | 22         | M                    | 1.83                | 2.00 | 2.08               | 2.20  | 0.116         |
| ANR6045T270M | 27         | M                    | 1.67                | 1.80 | 1.93               | 2.10  | 0.132         |
| ANR6045T300M | 30         | M                    | 1.52                | 1.60 | 1.73               | 1.80  | 0.17          |
| ANR6045T330M | 33         | M                    | 1.47                | 1.60 | 1.67               | 1.80  | 0.178         |
| ANR6045T360M | 36         | M                    | 1.42                | 1.50 | 1.64               | 1.80  | 0.223         |
| ANR6045T390M | 39         | M                    | 1.27                | 1.40 | 1.52               | 1.60  | 0.232         |
| ANR6045T430M | 43         | M                    | 1.22                | 1.30 | 1.65               | 1.80  | 0.257         |
| ANR6045T470M | 47         | M                    | 1.22                | 1.30 | 1.42               | 1.50  | 0.26          |
| ANR6045T510M | 51         | M                    | 1.17                | 1.20 | 1.37               | 1.50  | 0.266         |
| ANR6045T560M | 56         | M                    | 1.12                | 1.20 | 1.32               | 1.40  | 0.287         |
| ANR6045T620M | 62         | M                    | 1.12                | 1.20 | 1.27               | 1.40  | 0.303         |
| ANR6045T680M | 68         | M                    | 1.02                | 1.10 | 1.22               | 1.30  | 0.376         |
| ANR6045T750M | 75         | M                    | 0.96                | 1.00 | 1.17               | 1.20  | 0.393         |
| ANR6045T820M | 82         | M                    | 0.91                | 0.99 | 1.07               | 1.10  | 0.5           |
| ANR6045T910M | 91         | M                    | 0.86                | 0.94 | 1.02               | 1.10  | 0.462         |



## Electrical Characteristics

## ● ANR6045 Series

| Part Number  | Inductance | Inductance Tolerance | Heat Rating Current |      | Saturation Current |      | DC Resistance |
|--------------|------------|----------------------|---------------------|------|--------------------|------|---------------|
|              | @100kHz,1V |                      | Max.                | Typ. | Max.               | Typ. | Typ.          |
| Units        | μH         | M=±20%<br>N=±30%     | A                   |      | A                  |      | Ω             |
| Symbol       | L          |                      | I <sub>rms</sub>    |      | I <sub>sat</sub>   |      | DCR           |
| ANR6045T101M | 100        | M                    | 0.81                | 0.88 | 0.96               | 1.00 | 0.563         |
| ANR6045T121M | 120        | M                    | 0.78                | 0.85 | 0.86               | 0.94 | 0.623         |
| ANR6045T151M | 150        | M                    | 0.71                | 0.77 | 0.81               | 0.88 | 0.754         |
| ANR6045T221M | 220        | M                    | 0.60                | 0.65 | 0.71               | 0.77 | 1.084         |
| ANR6045T331M | 330        | M                    | 0.58                | 0.63 | 0.58               | 0.63 | 1.651         |
| ANR6045T471M | 470        | M                    | 0.43                | 0.48 | 0.51               | 0.56 | 2.34          |
| ANR6045T681M | 680        | M                    | 0.33                | 0.38 | 0.43               | 0.46 | 3.25          |
| ANR6045T102M | 1000       | M                    | 0.30                | 0.35 | 0.30               | 0.35 | 5.85          |
| ANR6045T152M | 1500       | M                    | 0.21                | 0.24 | 0.24               | 0.29 | 8.1           |

## ● ANR8040 Series

| Part Number  | Inductance | Inductance Tolerance | Heat Rating Current |      | Saturation Current |       | DC Resistance |
|--------------|------------|----------------------|---------------------|------|--------------------|-------|---------------|
|              | @100kHz,1V |                      | Max.                | Typ. | Max.               | Typ.  | Typ.          |
| Units        | μH         | M=±20%<br>N=±30%     | A                   |      | A                  |       | Ω             |
| Symbol       | L          |                      | I <sub>rms</sub>    |      | I <sub>sat</sub>   |       | DCR           |
| ANR8040TR82□ | 0.82       | N/M                  | 6.39                | 6.90 | 14.01              | 16.00 | 0.01          |
| ANR8040T1R0□ | 1          | N/M                  | 6.39                | 6.90 | 10.00              | 14.00 | 0.01          |
| ANR8040T1R2□ | 1.2        | N/M                  | 5.73                | 6.20 | 10.15              | 14.00 | 0.013         |
| ANR8040T1R5□ | 1.5        | N/M                  | 5.73                | 6.20 | 8.27               | 11.00 | 0.013         |
| ANR8040T2R0□ | 2          | N/M                  | 5.23                | 5.60 | 9.39               | 10.00 | 0.016         |
| ANR8040T2R2□ | 2.2        | N/M                  | 5.23                | 5.60 | 7.21               | 8.00  | 0.016         |
| ANR8040T3R0□ | 3          | N/M                  | 4.77                | 5.20 | 6.19               | 7.00  | 0.018         |
| ANR8040T3R3□ | 3.3        | N/M                  | 4.47                | 4.80 | 6.60               | 7.00  | 0.022         |
| ANR8040T3R6□ | 3.6        | N/M                  | 4.42                | 4.80 | 7.63               | 8.50  | 0.022         |
| ANR8040T3R9□ | 3.9        | N/M                  | 4.42                | 4.80 | 5.84               | 6.50  | 0.022         |
| ANR8040T4R7□ | 4.7        | N/M                  | 4.16                | 4.50 | 5.99               | 6.50  | 0.025         |
| ANR8040T5R1□ | 5.1        | N/M                  | 4.11                | 4.40 | 4.77               | 5.40  | 0.025         |
| ANR8040T5R6□ | 5.6        | N/M                  | 3.91                | 4.20 | 6.09               | 6.90  | 0.027         |
| ANR8040T6R2□ | 6.2        | N/M                  | 3.91                | 4.20 | 4.52               | 5.10  | 0.027         |
| ANR8040T6R8M | 6.8        | M                    | 3.65                | 4.00 | 4.62               | 5.20  | 0.031         |
| ANR8040T8R2M | 8.2        | M                    | 3.50                | 3.80 | 4.26               | 4.80  | 0.034         |
| ANR8040T100M | 10         | M                    | 3.35                | 3.60 | 3.65               | 4.10  | 0.038         |
| ANR8040T120M | 12         | M                    | 2.84                | 3.00 | 3.55               | 4.00  | 0.052         |
| ANR8040T150M | 15         | M                    | 2.64                | 2.80 | 2.99               | 3.40  | 0.06          |
| ANR8040T180M | 18         | M                    | 2.44                | 2.60 | 2.74               | 3.10  | 0.068         |
| ANR8040T220M | 22         | M                    | 2.13                | 2.30 | 2.44               | 2.70  | 0.089         |
| ANR8040T270M | 27         | M                    | 2.03                | 2.20 | 2.18               | 2.50  | 0.1           |
| ANR8040T330M | 33         | M                    | 1.83                | 2.00 | 2.08               | 2.40  | 0.125         |
| ANR8040T360M | 36         | M                    | 1.78                | 1.90 | 2.03               | 2.30  | 0.132         |
| ANR8040T390M | 39         | M                    | 1.73                | 1.90 | 1.98               | 2.20  | 0.138         |

## Electrical Characteristics

## ● ANR8040 Series

| Part Number  | Inductance | Inductance Tolerance | Heat Rating Current |      | Saturation Current |       | DC Resistance |
|--------------|------------|----------------------|---------------------|------|--------------------|-------|---------------|
|              | @100kHz,1V |                      | Max.                | Typ. | Max.               | Typ.  | Typ.          |
| Units        | μH         | M=±20%<br>N=±30%     | A                   |      | A                  |       | Ω             |
| Symbol       | L          |                      | I <sub>rms</sub>    |      | I <sub>sat</sub>   |       | DCR           |
| ANR8040T430M | 43         | M                    | 1.67                | 1.80 | 1.93               | 2.20  | 0.146         |
| ANR8040T470M | 47         | M                    | 1.57                | 1.70 | 1.78               | 2.00  | 0.175         |
| ANR8040T510M | 51         | M                    | 1.52                | 1.60 | 1.73               | 1.90  | 0.183         |
| ANR8040T560M | 56         | M                    | 1.47                | 1.60 | 1.57               | 1.70  | 0.19          |
| ANR8040T620M | 62         | M                    | 1.32                | 1.40 | 1.52               | 1.60  | 0.235         |
| ANR8040T680M | 68         | M                    | 1.27                | 1.40 | 1.47               | 1.60  | 0.252         |
| ANR8040T750M | 75         | M                    | 1.22                | 1.30 | 1.37               | 1.50  | 0.271         |
| ANR8040T820M | 82         | M                    | 1.17                | 1.20 | 1.32               | 1.40  | 0.29          |
| ANR8040T910M | 91         | M                    | 1.07                | 1.10 | 1.22               | 1.30  | 0.35          |
| ANR8040T101M | 100        | M                    | 1.02                | 1.10 | 1.17               | 1.30  | 0.373         |
| ANR8040T121M | 120        | M                    | 0.96                | 1.00 | 1.07               | 1.10  | 0.43          |
| ANR8040T151M | 150        | M                    | 0.86                | 0.94 | 1.12               | 1.20  | 0.528         |
| ANR8040T181M | 180        | M                    | 0.84                | 0.92 | 0.96               | 1.15  | 0.669         |
| ANR8040T221M | 220        | M                    | 0.81                | 0.88 | 0.86               | 0.94  | 0.771         |
| ANR8040T331M | 330        | M                    | 0.65                | 0.70 | 0.69               | 0.75  | 1.144         |
| ANR8040T471M | 470        | M                    | 0.51                | 0.60 | 0.61               | 0.70  | 1.609         |
| ANR8040T681M | 680        | M                    | 0.50                | 0.50 | 0.60               | 2.652 | 0.45          |
| ANR8040T102M | 1000       | M                    | 0.40                | 0.40 | 0.50               | 3.64  | 0.35          |
| ANR8040T152M | 1500       | M                    | 0.27                | 0.32 | 0.38               | 6.5   | 0.26          |

## ● ANR8065 Series

| Part Number  | Inductance | Inductance Tolerance | Heat Rating Current |      | Saturation Current |       | DC Resistance |
|--------------|------------|----------------------|---------------------|------|--------------------|-------|---------------|
|              | @100kHz,1V |                      | Max.                | Typ. | Max.               | Typ.  | Typ.          |
| Units        | μH         | M=±20%<br>N=±30%     | A                   |      | A                  |       | Ω             |
| Symbol       | L          |                      | I <sub>rms</sub>    |      | I <sub>sat</sub>   |       | DCR           |
| ANR8065TR68M | 0.68       | M                    | 7.61                | 8.50 | 24.36              | 26.00 | 0.008         |
| ANR8065T1R0M | 1          | M                    | 7.11                | 8.00 | 20.30              | 22.00 | 0.011         |
| ANR8065T2R2M | 2.2        | M                    | 5.28                | 4.50 | 14.01              | 12.00 | 0.016         |
| ANR8065T3R3M | 3.3        | M                    | 5.18                | 5.90 | 9.64               | 10.00 | 0.018         |
| ANR8065T4R7M | 4.7        | M                    | 4.77                | 5.40 | 8.63               | 9.50  | 0.022         |
| ANR8065T5R6M | 5.6        | M                    | 4.57                | 5.20 | 8.12               | 9.00  | 0.026         |
| ANR8065T6R8M | 6.8        | M                    | 4.57                | 5.20 | 7.61               | 8.00  | 0.026         |
| ANR8065T8R2M | 8.2        | M                    | 4.26                | 4.80 | 7.11               | 7.70  | 0.031         |
| ANR8065T100M | 10         | M                    | 3.25                | 3.70 | 8.12               | 8.90  | 0.044         |
| ANR8065T150M | 15         | M                    | 3.30                | 3.75 | 5.79               | 6.70  | 0.052         |
| ANR8065T220M | 22         | M                    | 2.74                | 3.10 | 4.36               | 4.80  | 0.071         |
| ANR8065T470M | 47         | M                    | 1.88                | 2.15 | 3.45               | 3.70  | 0.15          |
| ANR8065T560M | 56         | M                    | 1.37                | 1.55 | 3.25               | 3.70  | 0.196         |
| ANR8065T680M | 68         | M                    | 1.57                | 1.80 | 2.74               | 3.20  | 0.216         |
| ANR8065T101M | 100        | M                    | 1.37                | 1.45 | 2.03               | 2.40  | 0.277         |

Electrical Characteristics

● ANR8065 Series

| Part Number  | Inductance | Inductance Tolerance<br>M=±20%<br>N=±30% | Heat Rating Current |      | Saturation Current |      | DC Resistance |
|--------------|------------|--|---------------------|------|--------------------|------|---------------|
|              | @100kHz,1V |  | Max.                | Typ. | Max.               | Typ. | Typ.          |
| Units        | μH         |  | A                   |      | A                  |      | Ω             |
| Symbol       | L          |  | Irms                |      | Isat               |      | DCR           |
| ANR8065T151M | 150        | M  | 0.96                | 1.10 | 1.62               | 2.00 | 0.436         |
| ANR8065T221M | 220        | M  | 0.81                | 0.90 | 1.22               | 1.50 | 0.649         |
| ANR8065T331M | 330        | M  | 0.76                | 0.85 | 1.02               | 1.20 | 0.832         |
| ANR8065T471M | 470        | M  | 0.56                | 0.65 | 1.02               | 1.20 | 1.544         |
| ANR8065T681M | 680        | M  | 0.53                | 0.60 | 0.86               | 1.00 | 1.925         |
| ANR8065T102M | 1000       | M  | 0.40                | 0.45 | 0.65               | 0.73 | 2.82          |

- △ All test data is referenced to 20°C ambient;
- △ Rated current: Isat or Irms, whichever is smaller;
- △ The DC Resistance maximum from typical +25%;
- △ Irms: DC current that causes the temperature rise (ΔT=40°C) from 20°C ambient.

TYPICAL ELECTRICAL CHARACTERISTICS

ANR252010 Series



ANR252012 Series



TYPICAL ELECTRICAL CHARACTERISTICS

ANR3010 Series

Temperature vs. DC Current Characteristics



Inductance vs. DC Current Characteristics



ANR3012 Series

Temperature vs. DC Current Characteristics



Inductance vs. DC Current Characteristics



ANR3015 Series

Temperature vs. DC Current Characteristics



Inductance vs. DC Current Characteristics





TYPICAL ELECTRICAL CHARACTERISTICS

ANR4010 Series

Temperature vs. DC Current Characteristics



Inductance vs. DC Current Characteristics

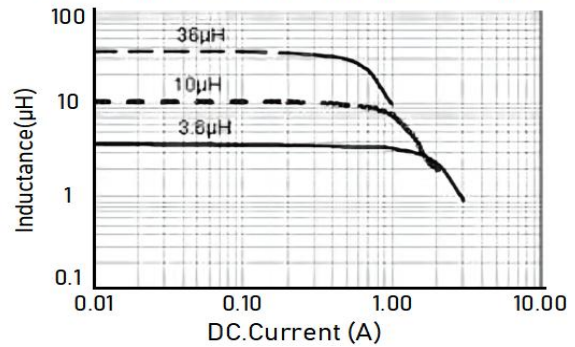


ANR4012 Series

Temperature vs. DC Current Characteristics



Inductance vs. DC Current Characteristics

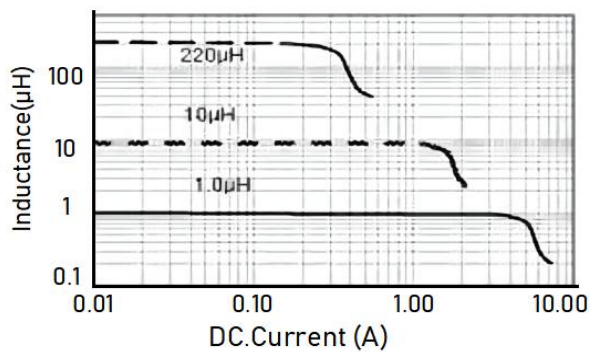


ANR4018 Series

Temperature vs. DC Current Characteristics



Inductance vs. DC Current Characteristics



ANR4020 Series

Temperature vs. DC Current Characteristics



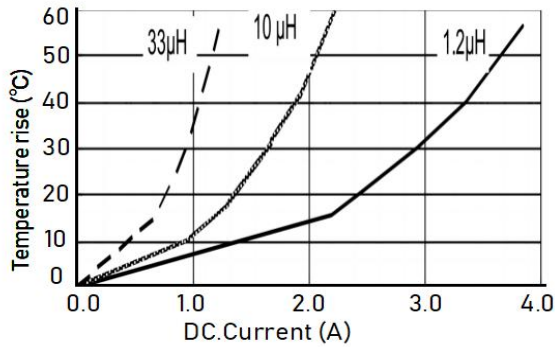
Inductance vs. DC Current Characteristics



**TYPICAL ELECTRICAL CHARACTERISTICS**

**ANR4026 Series**

Temperature vs. DC Current Characteristics



Inductance vs. DC Current Characteristics



**ANR4030 Series**

Temperature vs. DC Current Characteristics

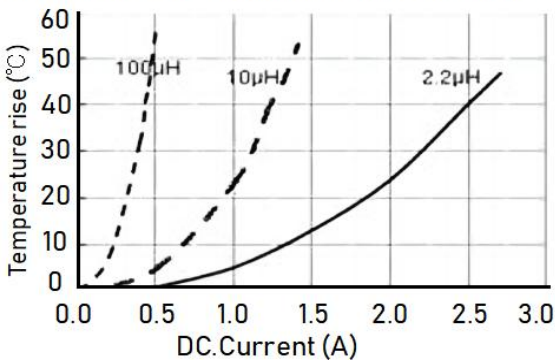


Inductance vs. DC Current Characteristics



**ANR5012 Series**

Temperature vs. DC Current Characteristics



Inductance vs. DC Current Characteristics



**ANR5020 Series**

Temperature vs. DC Current Characteristics



Inductance vs. DC Current Characteristics

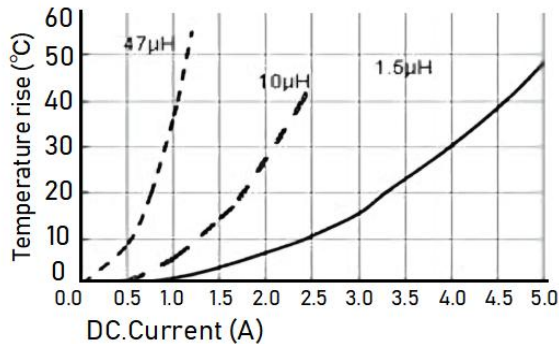




**TYPICAL ELECTRICAL CHARACTERISTICS**

**ANR5040 Series**

Temperature vs. DC Current Characteristi

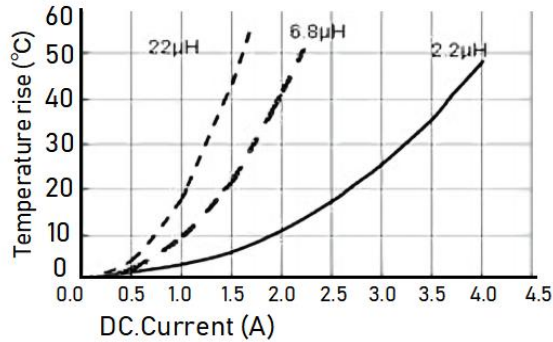


Inductance vs. DC Current Characteristics



**ANR6020 Series**

Temperature vs. DC Current Characteristics

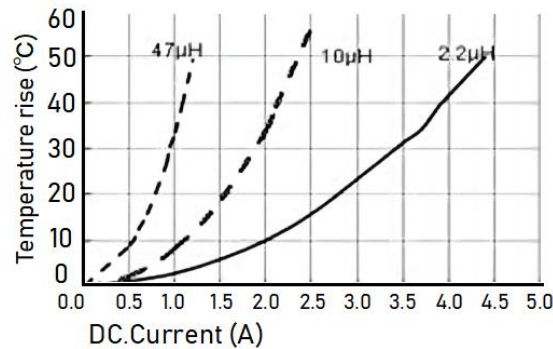


Inductance vs. DC Current Characteristics

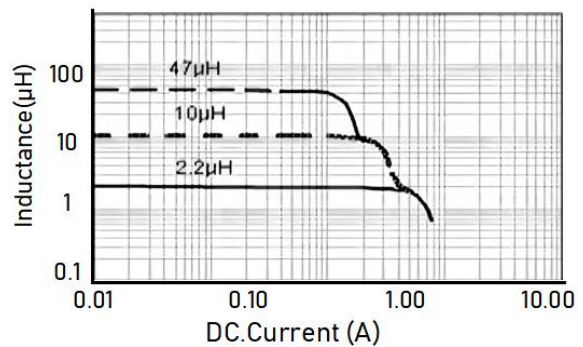


**ANR6028 Series**

Temperature vs. DC Current Characteristi

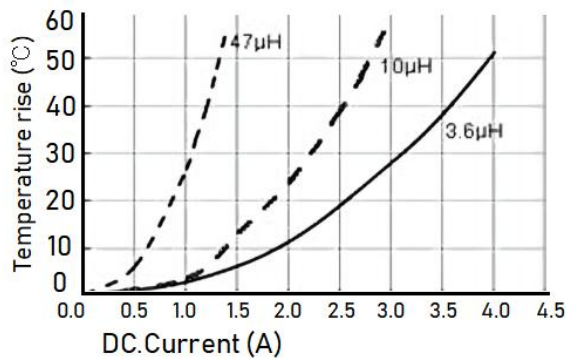


Inductance vs. DC Current Characteristics

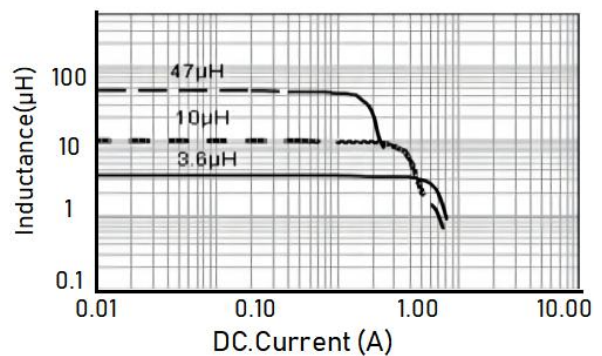


**ANR6045 Series**

Temperature vs. DC Current Characteristics



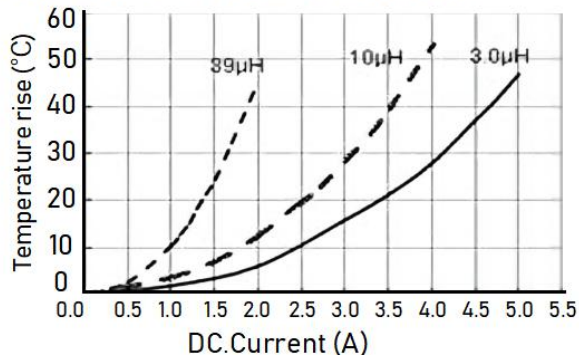
Inductance vs. DC Current Characteristics



## TYPICAL ELECTRICAL CHARACTERISTICS

## ANR8040 Series

Temperature vs. DC Current Characteri

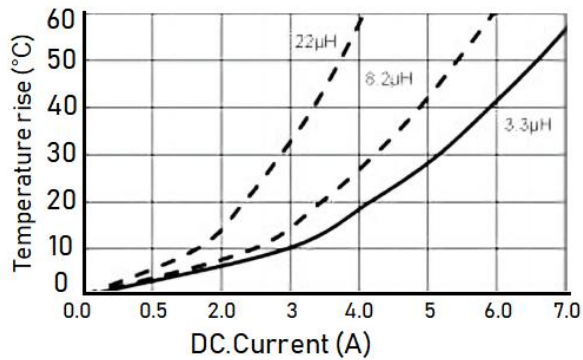


Inductance vs. DC Current Characteristics



## ANR8065 Series

Temperature vs. DC Current Characteristics



Inductance vs. DC Current Characteristics



## Note:

This series product is not applies in automotive or related products. Otherwise, we will shall not bear than the resulting all the problems of quality and responsibility.

Please be sure to request approval specifications that provide further details of the products. Kindly not that the content of these specifications are subject to change or may be discontinued without prior notice. This product may not be designed/used in medical or high risk applications without APV approval.



## X-ON Electronics

Largest Supplier of Electrical and Electronic Components

*Click to view similar products for [Fixed Inductors](#) category:*

*Click to view products by [APV](#) manufacturer:*

Other Similar products are found below :

[CR32NP-100KC](#) [70F224AI](#) [MHQ1005P10NJ](#) [MHQ1005P1N0S](#) [MHQ1005P2N4S](#) [MHQ1005P3N6S](#) [MHQ1005P5N1S](#) [MHQ1005P8N2J](#)  
[PE-53601NL](#) [PE-53602NL](#) [PG0936.113NLT](#) [9220-20](#) [9310-16](#) [PM06-2N7](#) [PM06-39NJ](#) [A01TK](#) [1206CS-471XJ](#) [HC2-R47-R](#) [HC8-1R2-R](#)  
[HCF1305-3R3-R](#) [1206CS-151XG](#) [RCH664NP-4R7M](#) [RCP1317NP-391L](#) [DH2280-4R7M](#) [DS1608C-106](#) [B10TJ](#) [B82498B3101J000](#) [ELJ-](#)  
[RE27NJF2](#) [1812CS-153XJ](#) [1812CS-183XJ](#) [1812CS-223XJ](#) [1812LS-104XJ](#) [1812LS-105XJ](#) [1812LS-124XJ](#) [1812LS-154XJ](#) [1812LS-223XJ](#)  
[1812LS-224XJ](#) [1812LS-563XJ](#) [1812LS-683XJ](#) [1812LS-824XJ](#) [NIN-FB101JTR110F](#) [NIN-FB471JTR62F](#) [NIN-FC1R5JTR220F](#) [NIN-](#)  
[HCR15JTRF](#) [NIN-HCR33JTRF](#) [NIN-HDR22JTRF](#) [NIN-HDR82JTRF](#) [NIN-HK2N7STRF](#) [NIN-PA150KTR370F](#) [NIN-PB100KTR550F](#)