

## FEATURES

- Various high power inductors are superior to be high saturation.
- Suitable for surface mounting equipment .
- Takes up less PCB real estate and save more power.
- Operating Temperature: -40°C~+125°C .
- Magnetic-resin shielded construction reduces buzz noise to ultra-low levels.
- Closed magnetic circuit design reduces leakage flux and Electro Magnetic Interference .
- Packing:Tape Carrier Package.



## APPLICATIONS

- Smart phone, smart TV, set top box, notebook.
- Car navigation systems, telecomm basestations.
- RoHS, REACH Compliance.
- VR, AR.
- LED lighting.

## PART NUMBERING

A	NR	252012	T	4R7	M	□□
①	②	③	④	⑤	⑥	⑦
Grade	Series Name	Dimensions Code	Feature Type	Nominal inductance	Inductance tolerance	Design Code

① Grade	
A	Grade Code

② Series Name	
NR	Wire Wound Power Inductor

③ Dimensions Code	
Code	Dimensions (L×W×H)[mm]
252010	2.5×2.0×1.0
252012	2.5×2.0×1.2
3010	3.0×3.0×1.0
3012	3.0×3.0×1.2
3015	3.0×3.0×1.5
4010	4.0×4.0×1.0
4012	4.0×4.0×1.2
4018	4.0×4.0×1.8
4020	4.0×4.0×2.0
4026	4.0×4.0×2.6
4030	4.0×4.0×3.0
5012	5.0×5.0×1.2
5020	5.0×5.0×2.0
5040	5.0×5.0×4.0
5045	5.0×5.0×4.5
6020	6.0×6.0×2.0
6028	6.0×6.0×2.8
6045	6.0×6.0×4.5
8040	8.0×8.0×4.0
8060	8.0×8.0×6.0
8065	8.0×8.0×6.5

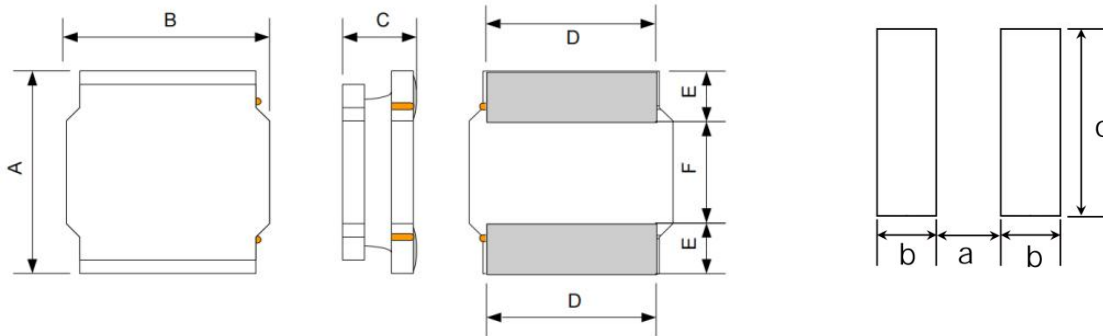
④ Feature Type	
T	Standard

⑤ Nominal inductance	
Code (example)	Nominal inductance [μH]
4R7	4.7
100	10
101	100

⑦ Design Code	
□□	Standard product is blank

⑥ Inductance tolerance	
Code (example)	Inductance tolerance
K	±10%
M	±20%
N	±30%

Dimensions & Recommended Land Pattern



Recommended Land Pattern

Unit: mm

Series	Dimensions						Recommended Land Pattern		
	A	B	C	D Typ.	E Typ.	F Typ.	a Typ.	b Typ.	c Typ.
ANR252010	2.5±0.2	2.0±0.2	1.0 Max.	2	0.75	1.0	0.8	0.85	2.2
ANR252012	2.5±0.2	2.0±0.2	1.2 Max.	2	0.75	1.0	0.8	0.85	2.2
ANR3010	3.0±0.2	3.0±0.2	1.0 ±0.2	2.5	0.75	1.5	1.5	0.8	2.7
ANR3012	3.0±0.2	3.0±0.2	1.2 Max.	2.5	0.75	1.5	1.5	0.8	2.7
ANR3015	3.0±0.2	3.0±0.2	1.5 Max.	2.5	0.75	1.5	1.5	0.8	2.7
ANR4010	4.0±0.2	4.0±0.2	1.0 ±0.2	3.3	1.1	1.8	1.9	1.1	3.7
ANR4012	4.0±0.2	4.0±0.2	1.2 Max.	3.3	1.1	1.8	1.9	1.1	3.7
ANR4018	4.0±0.2	4.0±0.2	1.8 Max.	3.3	1.1	1.8	1.9	1.1	3.7
ANR4020	4.0±0.2	4.0±0.2	2.0 Max.	3.3	1.1	1.8	1.9	1.1	3.7
ANR4026	4.0±0.2	4.0±0.2	2.6 Max.	3.3	1.1	1.8	1.9	1.1	3.7
ANR4030	4.0±0.2	4.0±0.2	3.0 Max.	3.3	1.1	1.8	1.9	1.1	3.7
ANR5012	5.0±0.2	5.0±0.2	1.2 Max.	4.0	1.4	2.2	2.3	1.4	4.2
ANR5020	5.0±0.2	5.0±0.2	2.0 Max.	4.0	1.4	2.2	2.3	1.4	4.2
ANR5040	5.0±0.2	5.0±0.2	4.0 Max.	4.0	1.4	2.2	2.3	1.4	4.2
ANR5045	5.0±0.2	5.0±0.2	4.5 Max.	4.0	1.4	2.2	2.3	1.4	4.2
ANR6020	6.0±0.3	6.0±0.3	2.0 Max.	4.9	1.7	2.6	2.8	1.7	5.7
ANR6028	6.0±0.3	6.0±0.3	2.8 Max.	4.9	1.7	2.6	2.8	1.7	5.7
ANR6045	6.0±0.3	6.0±0.3	4.5 Max.	4.9	1.7	2.6	2.8	1.7	5.7
ANR8040	8.0±0.3	8.0±0.3	4.2 Max.	6.3	2	4	3.8	2.2	7.5
ANR8065	8.0±0.3	8.0±0.3	6.5 Max.	6.3	2	4	3.8	2.2	7.5

- All products are printed with Marking except the 252010 & 252012 series.

## Electrical Characteristics

## ● ANR252010 Series

Part Number	Inductance	Inductance Tolerance	Heat Rating Current		Saturation Current		DC Resistance
	@100kHz,1V		Max.	Typ.	Max.	Typ.	Typ.
Units	μH	M=±20% N=±30%	A		A		Ω
Symbol	L		Irms	Isat		DCR	
ANR252010TR47□	0.47	N/M	2.39	2.56	2.54	3.35	0.055
ANR252010TR56□	0.56	N/M	2.03	2.18	2.94	3.20	0.071
ANR252010TR68□	0.68	N/M	2.03	2.18	2.23	2.75	0.073
ANR252010T1R0□	1	N/M	1.67	1.80	1.88	2.20	0.107
ANR252010T1R5□	1.5	N/M	1.32	1.42	1.83	2.10	0.18
ANR252010T2R2□	2.2	N/M	1.22	1.31	1.22	1.60	0.207
ANR252010T3R3M	3.3	M	0.91	0.98	1.07	1.30	0.325
ANR252010T4R7M	4.7	M	0.71	0.76	0.96	1.15	0.557
ANR252010T5R6M	5.6	M	0.74	0.80	0.81	0.95	0.557
ANR252010T6R8M	6.8	M	0.60	0.64	0.79	0.92	0.887
ANR252010T100M	10	M	0.51	0.55	0.66	0.78	1.081
ANR252010T220M	22	M	0.45	0.50	0.40	0.48	1.625

## ● ANR252012 Series

Part Number	Inductance	Inductance Tolerance	Heat Rating Current		Saturation Current		DC Resistance
	@100kHz,1V		Max.	Typ.	Max.	Typ.	Typ.
Units	μH	M=±20% N=±30%	A		A		Ω
Symbol	L		Irms	Isat		DCR	
ANR252012TR47□	0.47	N/M	2.18	2.34	3.88	4.27	0.06
ANR252012TR68□	0.68	N/M	1.98	2.13	3.33	3.68	0.073
ANR252012T1R0□	1	N/M	1.96	2.10	2.63	2.90	0.089
ANR252012T1R2□	1.2	N/M	1.48	1.59	2.42	2.67	0.128
ANR252012T1R5□	1.5	N/M	1.42	1.53	2.27	2.51	0.146
ANR252012T2R2□	2.2	N/M	1.17	1.25	1.88	2.07	0.214
ANR252012T2R7M	2.7	M	1.11	1.19	1.75	1.92	0.237
ANR252012T3R3M	3.3	M	1.06	1.13	1.63	1.80	0.261
ANR252012T3R6M	3.6	M	0.91	0.98	1.48	1.64	0.345
ANR252012T4R3M	4.3	M	0.88	0.95	1.39	1.53	0.373
ANR252012T4R7M	4.7	M	0.85	0.92	1.14	1.25	0.373
ANR252012T5R1M	5.1	M	0.76	0.82	1.25	1.37	0.495
ANR252012T5R6M	5.6	M	0.74	0.80	1.13	1.25	0.533
ANR252012T6R2M	6.2	M	0.74	0.80	1.05	1.16	0.537
ANR252012T6R8M	6.8	M	0.70	0.75	0.99	1.09	0.575
ANR252012T7R5M	7.5	M	0.69	0.74	0.98	1.09	0.605
ANR252012T8R2M	8.2	M	0.66	0.71	0.99	1.10	0.651
ANR252012T9R1M	9.1	M	0.63	0.68	0.92	1.02	0.683
ANR252012T100M	10	M	0.63	0.68	0.80	0.88	0.683
ANR252012T120M	12	M	0.52	0.56	0.79	0.88	1.064
ANR252012T150M	15	M	0.43	0.46	0.69	0.77	1.575
ANR252012T220M	22	M	0.39	0.41	0.54	0.59	1.956

## Electrical Characteristics

## ● ANR3010 Series

Part Number	Inductance	Inductance Tolerance	Heat Rating Current		Saturation Current		DC Resistance
	@100kHz,1V		Max.	Typ.	Max.	Typ.	Typ.
Units	μH	M=±20% N=±30%	A		A		Ω
Symbol	L		Irms	Isat		DCR	
ANR3010T1R0□	1	N/M	1.47	1.80	1.42	2.10	0.084
ANR3010T1R2□	1.2	N/M	1.47	1.80	1.27	1.70	0.084
ANR3010T1R5□	1.5	N/M	1.32	1.60	1.29	1.70	0.103
ANR3010T2R2□	2.2	N/M	1.11	1.40	1.17	1.50	0.142
ANR3010T2R7□	2.7	N/M	1.04	1.40	1.02	1.20	0.167
ANR3010T3R3□	3.3	N/M	0.97	1.20	0.98	1.20	0.187
ANR3010T3R6M	3.6	M	0.91	1.10	0.96	1.20	0.213
ANR3010T4R7M	4.7	M	0.78	1.10	0.76	1.05	0.29
ANR3010T5R6M	5.6	M	0.71	1.05	0.59	0.65	0.319
ANR3010T6R8M	6.8	M	0.67	0.96	0.56	0.72	0.393
ANR3010T8R2M	8.2	M	0.59	0.70	0.56	0.70	0.515
ANR3010T100M	10	M	0.59	0.70	0.56	0.75	0.515
ANR3010T120M	12	M	0.53	0.67	0.44	0.65	0.65
ANR3010T150M	15	M	0.48	0.57	0.43	0.57	0.785
ANR3010T220M	22	M	0.39	0.52	0.36	0.48	1.197
ANR3010T270M	27	M	0.36	0.50	0.30	0.45	1.39
ANR3010T330M	33	M	0.30	0.55	0.29	0.42	1.995
ANR3010T390M	39	M	0.28	0.53	0.28	0.38	2.252
ANR3010T430M	43	M	0.27	0.52	0.23	0.36	2.317
ANR3010T470M	47	M	0.26	0.52	0.22	0.35	2.51
ANR3010T510M	51	M	0.25	0.48	0.21	0.33	2.831
ANR3010T560M	56	M	0.24	0.35	0.21	0.28	2.986

## ● ANR3012 Series

Part Number	Inductance	Inductance Tolerance	Heat Rating Current		Saturation Current		DC Resistance
	@100kHz,1V		Max.	Typ.	Max.	Typ.	Typ.
Units	μH	M=±20% N=±30%	A		A		Ω
Symbol	L		Irms	Isat		DCR	
ANR3012TR22□	0.22	N/M	3.05	3.30	5.38	6.00	0.022
ANR3012TR82□	0.82	N/M	2.51	3.00	2.08	2.80	0.039
ANR3012T1R0□	1	N/M	2.23	2.70	1.90	2.80	0.052
ANR3012T1R2□	1.2	N/M	2.04	2.20	2.25	2.50	0.058
ANR3012T1R5□	1.5	N/M	2.04	2.20	1.64	1.90	0.078
ANR3012T1R8□	1.8	N/M	1.67	1.80	1.32	1.90	0.081
ANR3012T2R2□	2.2	N/M	1.57	1.70	1.22	1.90	0.098
ANR3012T2R4□	2.4	N/M	1.62	1.70	1.17	1.50	0.087
ANR3012T2R7M	2.7	M	1.50	1.50	1.16	1.50	0.109
ANR3012T3R3M	3.3	M	1.38	1.40	1.07	1.50	0.13
ANR3012T3R6M	3.6	M	1.38	1.40	1.07	1.50	0.129

## Electrical Characteristics

## ● ANR3012 Series

Part Number	Inductance	Inductance Tolerance	Heat Rating Current		Saturation Current		DC Resistance
	@100kHz,1V		Max.	Typ.	Max.	Typ.	Typ.
Units	μH	M=±20% N=±30%	A		A		Ω
Symbol	L		I <sub>rms</sub>		I <sub>sat</sub>		DCR
ANR3012T3R9M	3.9	M	1.26	1.30	1.02	1.30	0.187
ANR3012T4R7M	4.7	M	1.26	1.30	0.91	1.00	0.156
ANR3012T6R8M	6.8	M	0.99	1.10	0.76	0.90	0.247
ANR3012T100M	10	M	0.84	0.90	0.61	0.88	0.345
ANR3012T120M	12	M	0.74	0.84	0.49	0.67	0.445
ANR3012T150M	15	M	0.72	0.77	0.46	0.62	0.468
ANR3012T180M	18	M	0.59	0.65	0.44	0.59	0.702
ANR3012T220M	22	M	0.54	0.59	0.43	0.52	0.839
ANR3012T270M	27	M	0.48	0.51	0.36	0.48	1.12
ANR3012T330M	33	M	0.47	0.50	0.37	0.46	1.138
ANR3012T360M	36	M	0.45	0.48	0.35	0.44	1.223
ANR3012T390M	39	M	0.38	0.41	0.30	0.39	1.712
ANR3012T470M	47	M	0.36	0.40	0.27	0.35	1.885
ANR3012T560M	56	M	0.28	0.40	0.26	0.33	1.776
ANR3012T680M	68	M	0.33	0.37	0.24	0.29	2.149
ANR3012T820M	82	M	0.27	0.31	0.17	0.27	3.269
ANR3012T101M	100	M	0.25	0.29	0.21	0.23	3.681

## ● ANR3015 Series

Part Number	Inductance	Inductance Tolerance	Heat Rating Current		Saturation Current		DC Resistance
	@100kHz,1V		Max.	Typ.	Max.	Typ.	Typ.
Units	μH	M=±20% N=±30%	A		A		Ω
Symbol	L		I <sub>rms</sub>		I <sub>sat</sub>		DCR
ANR3015TR50□	0.5	N/M	2.64	2.80	3.96	4.20	0.039
ANR3015T1R0□	1	N/M	2.39	2.50	2.35	2.80	0.039
ANR3015T1R2□	1.2	N/M	1.98	2.30	2.24	3.10	0.051
ANR3015T1R5□	1.5	N/M	1.73	2.20	2.33	2.70	0.065
ANR3015T1R8□	1.8	N/M	1.73	2.20	1.78	2.20	0.065
ANR3015T2R2□	2.2	N/M	1.62	2.00	1.62	2.00	0.078
ANR3015T2R7□	2.7	N/M	1.45	1.90	1.54	1.90	0.097
ANR3015T3R3M	3.3	M	1.38	1.60	1.34	1.81	0.104
ANR3015T3R6M	3.6	M	1.22	1.50	1.30	1.60	0.136
ANR3015T3R9M	3.9	M	1.22	1.50	1.22	1.40	0.136
ANR3015T4R3M	4.3	M	1.16	1.30	1.22	1.40	0.149
ANR3015T4R7M	4.7	M	1.11	1.30	1.12	1.40	0.163
ANR3015T5R1M	5.1	M	1.07	1.20	1.02	1.20	0.171
ANR3015T5R6M	5.6	M	0.87	1.05	1.02	1.15	0.245
ANR3015T6R2M	6.2	M	0.87	1.00	1.02	1.20	0.251
ANR3015T6R8M	6.8	M	0.86	1.10	0.86	1.10	0.26

## Electrical Characteristics

## ● ANR3015 Series

Part Number	Inductance	Inductance Tolerance	Heat Rating Current		Saturation Current		DC Resistance
	@100kHz,1V		Max.	Typ.	Max.	Typ.	Typ.
Units	$\mu\text{H}$	M=±20%	A		A		$\Omega$
Symbol	L	N=±30%	I <sub>rms</sub>		I <sub>sat</sub>		DCR
ANR3015T100M	10	M	0.78	0.90	0.73	0.92	0.325
ANR3015T120M	12	M	0.69	0.89	0.71	0.90	0.412
ANR3015T150M	15	M	0.66	0.72	0.67	0.88	0.455
ANR3015T180M	18	M	0.60	0.72	0.57	0.72	0.553
ANR3015T220M	22	M	0.58	0.69	0.53	0.68	0.598
ANR3015T270M	27	M	0.46	0.56	0.49	0.56	0.94
ANR3015T330M	33	M	0.44	0.51	0.45	0.53	1.066
ANR3015T390M	39	M	0.40	0.44	0.42	0.55	1.281
ANR3015T430M	43	M	0.38	0.48	0.38	0.43	1.364
ANR3015T470M	47	M	0.36	0.44	0.36	0.43	1.625
ANR3015T560M	56	M	0.35	0.41	0.33	0.42	1.664
ANR3015T620M	62	M	0.30	0.41	0.30	0.40	2.072
ANR3015T680M	68	M	0.23	0.31	0.28	0.37	3.475
ANR3015T101M	100	M	0.21	0.25	0.23	0.25	4.003
ANR3015T151M	150	M	0.19	0.23	0.18	0.22	4.891
ANR3015T221M	220	M	0.35	0.40	0.16	0.20	5.81

## ● ANR4010 Series

Part Number	Inductance	Inductance Tolerance	Heat Rating Current		Saturation Current		DC Resistance
	@100kHz,1V		Max.	Typ.	Max.	Typ.	Typ.
Units	$\mu\text{H}$	M=±20%	A		A		$\Omega$
Symbol	L	N=±30%	I <sub>rms</sub>		I <sub>sat</sub>		DCR
ANR4010T1R0□	1	N/M	1.93	2.40	2.03	2.30	0.066
ANR4010T1R5□	1.5	N/M	1.73	2.00	1.71	2.00	0.083
ANR4010T2R2M	2.2	M	1.52	2.00	1.22	1.50	0.101
ANR4010T3R3M	3.3	M	1.42	1.80	1.12	1.40	0.119
ANR4010T4R7M	4.7	M	1.22	1.50	0.96	1.10	0.166
ANR4010T6R8M	6.8	M	1.02	1.20	0.81	0.95	0.238
ANR4010T100M	10	M	0.76	1.00	0.63	0.75	0.356
ANR4010T150M	15	M	0.61	0.85	0.55	0.61	0.511
ANR4010T220M	22	M	0.51	0.75	0.46	0.52	0.677

## Electrical Characteristics

## ● ANR4012 Series

Part Number	Inductance	Inductance Tolerance	Heat Rating Current		Saturation Current		DC Resistance
	@100kHz,1V		Max.	Typ.	Max.	Typ.	Typ.
Units	μH	M=±20% N=±30%	A		A		Ω
Symbol	L		I <sub>rms</sub>		I <sub>sat</sub>		DCR
ANR4012TR82□	0.82	N/M	1.67	2.50	3.07	3.30	0.064
ANR4012T1R0□	1	N/M	1.67	2.50	2.65	3.20	0.065
ANR4012T1R5□	1.5	N/M	1.48	2.20	2.13	2.70	0.085
ANR4012T1R8□	1.8	N/M	1.34	1.90	2.15	2.60	0.104
ANR4012T2R2□	2.2	N/M	1.34	1.90	1.79	2.30	0.104
ANR4012T2R7□	2.7	N/M	1.27	1.70	1.93	2.30	0.116
ANR4012T3R3□	3.3	N/M	1.14	1.60	1.75	2.10	0.143
ANR4012T3R6□	3.6	N/M	1.14	1.60	1.22	1.70	0.142
ANR4012T4R3□	4.3	N/M	1.02	1.50	1.60	1.70	0.18
ANR4012T4R7□	4.7	N/M	1.07	1.50	1.17	1.80	0.163
ANR4012T5R1□	5.1	N/M	0.96	1.50	1.57	1.60	0.199
ANR4012T5R6□	5.6	N/M	1.02	1.20	1.02	1.60	0.182
ANR4012T6R8M	6.8	M	0.85	1.20	0.86	1.40	0.257
ANR4012T100M	10	M	0.78	1.00	0.81	1.10	0.345
ANR4012T120M	12	M	0.71	0.95	0.67	1.00	0.373
ANR4012T150M	15	M	0.65	0.85	0.57	0.80	0.442
ANR4012T180M	18	M	0.56	0.80	0.56	0.75	0.605
ANR4012T220M	22	M	0.50	0.75	0.47	0.70	0.763
ANR4012T270M	27	M	0.46	0.60	0.51	0.70	0.927
ANR4012T330M	33	M	0.43	0.58	0.43	0.60	1.053
ANR4012T360M	36	M	0.41	0.56	0.41	0.50	1.158
ANR4012T390M	39	M	0.38	0.50	0.56	0.66	1.416
ANR4012T470M	47	M	0.38	0.50	0.36	0.50	1.43
ANR4012T560M	56	M	0.33	0.46	0.33	0.45	1.609
ANR4012T680M	68	M	0.27	0.45	0.39	0.45	2.51
ANR4012T820M	82	M	0.26	0.36	0.28	0.40	2.754
ANR4012T101M	100	M	0.25	0.35	0.25	0.30	2.844

## ● ANR4018 Series

Part Number	Inductance	Inductance Tolerance	Heat Rating Current		Saturation Current		DC Resistance
	@100kHz,1V		Max.	Typ.	Max.	Typ.	Typ.
Units	μH	M=±20% N=±30%	A		A		Ω
Symbol	L		I <sub>rms</sub>		I <sub>sat</sub>		DCR
ANR4018TR47□	0.47	N/M	4.06	4.50	4.36	5.20	0.018
ANR4018TR68□	0.68	N/M	3.35	3.80	4.97	5.60	0.026
ANR4018T1R0□	1	N/M	2.03	3.30	4.87	5.20	0.033
ANR4018T1R5□	1.5	N/M	1.83	3.20	3.40	4.00	0.042
ANR4018T1R8□	1.8	N/M	2.03	2.80	3.05	3.40	0.044
ANR4018T2R2□	2.2	N/M	1.67	2.60	2.74	3.20	0.058
ANR4018T3R3M	3.3	M	1.25	2.10	2.49	2.90	0.09

## Electrical Characteristics

## ● ANR4018 Series

Part Number	Inductance	Inductance Tolerance	Heat Rating Current		Saturation Current		DC Resistance
	@100kHz,1V		Max.	Typ.	Max.	Typ.	Typ.
Units	μH	M=±20% N=±30%	A		A		Ω
Symbol	L		I <sub>rms</sub>		I <sub>sat</sub>		DCR
ANR4018T4R7M	4.7	M	1.22	1.80	1.73	2.20	0.116
ANR4018T6R8M	6.8	M	1.08	1.50	1.47	2.00	0.142
ANR4018T100M	10	M	0.85	1.20	1.32	1.60	0.232
ANR4018T150M	15	M	0.66	1.00	0.95	1.10	0.322
ANR4018T220M	22	M	0.60	0.85	0.81	0.88	0.463
ANR4018T330M	33	M	0.50	0.72	0.57	0.75	0.682
ANR4018T470M	47	M	0.43	0.65	0.58	0.70	0.837
ANR4018T680M	68	M	0.32	0.52	0.48	0.51	1.287
ANR4018T101M	100	M	0.25	0.41	0.41	0.44	2.252
ANR4018T151M	150	M	0.22	0.36	0.31	0.34	3.218
ANR4018T221M	220	M	0.17	0.27	0.27	0.30	5.148

## ● ANR4020 Series

Part Number	Inductance	Inductance Tolerance	Heat Rating Current		Saturation Current		DC Resistance
	@100kHz,1V		Max.	Typ.	Max.	Typ.	Typ.
Units	μH	M=±20% N=±30%	A		A		Ω
Symbol	L		I <sub>rms</sub>		I <sub>sat</sub>		DCR
ANR4020TR24□	0.24	N/M	4.57	5.20	10.66	12.50	0.014
ANR4020TR33□	0.33	N/M	3.35	4.90	7.61	8.50	0.016
ANR4020TR47□	0.47	N/M	3.35	3.70	7.11	7.50	0.029
ANR4020TR68□	0.68	N/M	2.84	3.30	6.50	6.60	0.036
ANR4020T1R0□	1	N/M	2.18	3.20	4.85	5.20	0.038
ANR4020T1R2□	1.2	N/M	2.18	3.20	5.18	5.60	0.038
ANR4020T1R5□	1.5	N/M	2.01	3.00	4.52	4.90	0.046
ANR4020T2R2□	2.2	N/M	1.88	2.80	3.45	3.70	0.051
ANR4020T3R3□	3.3	N/M	1.42	2.50	3.25	3.50	0.09
ANR4020T3R6□	3.6	N/M	1.56	2.50	2.84	3.00	0.091
ANR4020T4R7□	4.7	N/M	1.36	2.00	2.39	2.50	0.097
ANR4020T5R1M	5.1	M	1.29	1.80	2.33	2.50	0.11
ANR4020T5R6M	5.6	M	1.24	1.80	2.23	2.40	0.116
ANR4020T6R2M	6.2	M	1.10	1.60	2.18	2.30	0.149
ANR4020T6R8M	6.8	M	1.06	1.60	2.23	2.40	0.161
ANR4020T7R5M	7.5	M	1.10	1.50	1.88	2.00	0.149
ANR4020T8R2M	8.2	M	1.06	1.40	1.78	1.90	0.181
ANR4020T100M	10	M	0.91	1.20	1.62	1.70	0.213
ANR4020T120M	12	M	0.89	1.20	1.52	1.60	0.226
ANR4020T150M	15	M	0.78	1.10	1.37	1.50	0.296
ANR4020T220M	22	M	0.63	0.87	1.07	1.10	0.45
ANR4020T270M	27	M	0.51	0.70	1.04	1.10	0.702
ANR4020T330M	33	M	0.50	0.68	0.86	0.93	0.708



## Electrical Characteristics

## ● ANR4020 Series

Part Number	Inductance	Inductance Tolerance	Heat Rating Current		Saturation Current		DC Resistance
	@100kHz,1V		Max.	Typ.	Max.	Typ.	Typ.
Units	$\mu\text{H}$	M=±20% N=±30%	A		A		$\Omega$
Symbol	L		I <sub>rms</sub>		I <sub>sat</sub>		DCR
ANR4020T390M	39	M	0.47	0.64	0.83	0.90	0.837
ANR4020T430M	43	M	0.46	0.63	0.78	0.85	0.849
ANR4020T470M	47	M	0.45	0.61	0.75	0.81	0.914
ANR4020T510M	51	M	0.43	0.59	0.71	0.77	0.965
ANR4020T560M	56	M	0.42	0.57	0.67	0.72	1.03
ANR4020T620M	62	M	0.40	0.52	0.66	0.71	1.158
ANR4020T680M	68	M	0.37	0.50	0.62	0.67	1.366
ANR4020T750M	75	M	0.36	0.49	0.71	0.77	1.495
ANR4020T820M	82	M	0.35	0.47	0.51	0.55	1.505
ANR4020T101M	100	M	0.31	0.43	0.49	0.53	2

## ● ANR4026 Series

Part Number	Inductance	Inductance Tolerance	Heat Rating Current		Saturation Current		DC Resistance
	@100kHz,1V		Max.	Typ.	Max.	Typ.	Typ.
Units	$\mu\text{H}$	M=±20% N=±30%	A		A		$\Omega$
Symbol	L		I <sub>rms</sub>		I <sub>sat</sub>		DCR
ANR4026T1R0□	1	N/M	3.05	3.66	3.35	3.72	0.031
ANR4026T1R2□	1.2	N/M	2.33	2.80	3.15	3.50	0.039
ANR4026T1R5□	1.5	N/M	2.33	2.80	2.44	2.71	0.039
ANR4026T2R2M	2.2	M	2.03	2.44	2.13	2.36	0.051
ANR4026T3R3M	3.3	M	1.73	2.08	1.83	2.03	0.064
ANR4026T4R7M	4.7	M	1.62	1.94	1.47	1.63	0.071
ANR4026T6R8M	6.8	M	1.52	1.82	1.32	1.47	0.084
ANR4026T100M	10	M	1.32	1.58	1.02	1.13	0.109
ANR4026T150M	15	M	1.12	1.34	0.91	1.01	0.142
ANR4026T220M	22	M	0.91	1.09	0.61	0.68	0.212
ANR4026T330M	33	M	0.71	0.85	0.56	0.62	0.347
ANR4026T470M	47	M	0.66	0.79	0.41	0.46	0.386

## ● ANR4030 Series

Part Number	Inductance	Inductance Tolerance	Heat Rating Current		Saturation Current		DC Resistance
	@100kHz,1V		Max.	Typ.	Max.	Typ.	Typ.
Units	$\mu\text{H}$	M=±20% N=±30%	A		A		$\Omega$
Symbol	L		I <sub>rms</sub>		I <sub>sat</sub>		DCR
ANR4030TR47□	0.47	M	5.20	5.90	7.80	9.80	0.015
ANR4030TR68□	0.68	N/M	4.63	5.10	6.90	8.00	0.018
ANR4030TR91□	0.91	N/M	4.21	4.70	6.34	6.80	0.017
ANR4030T1R0□	1	N/M	4.21	4.70	5.34	5.70	0.018
ANR4030T1R2□	1.2	N/M	3.88	4.20	5.89	6.30	0.02

## Electrical Characteristics

## ● ANR4030 Series

Part Number	Inductance	Inductance Tolerance	Heat Rating Current		Saturation Current		DC Resistance
	@100kHz,1V		Max.	Typ.	Max.	Typ.	Typ.
Units	$\mu$ H	M $\pm$ 20% N $\pm$ 30%	A		A		$\Omega$
Symbol	L		I <sub>rms</sub>		I <sub>sat</sub>		DCR
ANR4030T1R5□	1.5	N/M	3.39	3.60	4.91	5.30	0.026
ANR4030T1R8□	1.8	N/M	3.25	3.30	4.57	5.00	0.033
ANR4030T2R2□	2.2	N/M	2.99	3.20	4.97	5.80	0.039
ANR4030T3R3M	3.3	M	2.44	2.60	3.35	3.60	0.051
ANR4030T3R9M	3.9	M	2.13	2.30	3.05	3.30	0.073
ANR4030T4R3M	4.3	M	2.13	2.30	2.99	3.20	0.071
ANR4030T4R7M	4.7	M	2.03	2.30	2.94	3.20	0.077
ANR4030T5R6M	5.6	M	1.98	2.10	2.64	2.80	0.084
ANR4030T6R8M	6.8	M	1.62	1.70	2.79	3.00	0.116
ANR4030T7R5M	7.5	M	1.67	1.80	2.23	2.40	0.11
ANR4030T8R2M	8.2	M	1.62	1.70	2.13	2.30	0.116
ANR4030T100M	10	M	1.52	1.60	1.98	2.40	0.129
ANR4030T120M	12	M	1.32	1.40	1.73	1.80	0.174
ANR4030T150M	15	M	1.13	1.20	1.67	1.80	0.245
ANR4030T180M	18	M	1.12	1.20	1.42	1.50	0.257
ANR4030T220M	22	M	1.02	1.20	1.32	1.40	0.29
ANR4030T330M	33	M	0.85	0.92	1.12	1.20	0.425
ANR4030T360M	36	M	0.84	0.91	1.07	1.10	0.432
ANR4030T390M	39	M	0.74	0.80	1.05	1.10	0.56
ANR4030T470M	47	M	0.73	0.80	0.96	1.00	0.573
ANR4030T510M	51	M	0.71	0.80	0.91	1.13	0.605
ANR4030T560M	56	M	0.66	0.71	0.86	0.94	0.715
ANR4030T620M	62	M	0.64	0.70	0.81	0.99	0.752
ANR4030T680M	68	M	0.53	0.57	0.73	0.80	1.117
ANR4030T750M	75	M	0.49	0.53	0.71	0.88	1.313
ANR4030T820M	82	M	0.48	0.52	0.67	0.72	1.364
ANR4030T910M	91	M	0.47	0.50	0.66	0.71	1.416
ANR4030T101M	100	M	0.46	0.49	0.61	0.73	1.48
ANR4030T121M	120	M	0.43	0.46	0.56	0.60	1.737
ANR4030T151M	150	M	0.30	0.35	0.51	0.55	2.317
ANR4030T221M	220	M	0.35	0.40	0.40	0.50	3.25
ANR4030T331M	330	M	0.25	0.26	0.30	0.40	5.2
ANR4030T471□	470	K/M	0.20	0.23	0.30	0.35	9.36
ANR4030T501M	500	M	0.15	0.20	0.28	0.30	8.937
ANR4030T681M	680	M	0.14	0.18	0.19	0.20	9.755

## Electrical Characteristics

## ● ANR5012 Series

Part Number	Inductance	Inductance Tolerance	Heat Rating Current		Saturation Current		DC Resistance
	@100kHz,1V		Max.	Typ.	Max.	Typ.	Typ.
Units	μH	M=±20% N=±30%	A		A		Ω
Symbol	L		I <sub>rms</sub>		I <sub>sat</sub>		DCR
ANR5012T1R0□	1	N/M	2.03	2.40	4.47	4.70	0.067
ANR5012T1R5□	1.5	N/M	1.93	2.20	3.76	3.80	0.085
ANR5012T2R2□	2.2	N/M	1.73	2.00	3.15	3.20	0.107
ANR5012T3R3□	3.3	N/M	1.42	1.70	2.44	2.60	0.149
ANR5012T4R7□	4.7	N/M	1.32	1.50	2.23	2.30	0.195
ANR5012T6R8M	6.8	M	1.02	1.20	1.73	1.90	0.291
ANR5012T100M	10	M	0.86	1.00	1.42	1.50	0.409
ANR5012T150M	15	M	0.81	0.92	1.22	1.30	0.518
ANR5012T220M	22	M	0.61	0.68	0.89	0.98	0.849

## ● ANR5020 Series

Part Number	Inductance	Inductance Tolerance	Heat Rating Current		Saturation Current		DC Resistance
	@100kHz,1V		Max.	Typ.	Max.	Typ.	Typ.
Units	μH	M=±20% N=±30%	A		A		Ω
Symbol	L		I <sub>rms</sub>		I <sub>sat</sub>		DCR
ANR5020TR22□	0.22	N/M	5.38	6.00	9.14	12.00	0.011
ANR5020TR24□	0.24	N/M	5.38	6.00	8.12	10.00	0.011
ANR5020TR47□	0.47	N/M	4.67	5.00	6.24	6.70	0.017
ANR5020TR56□	0.56	N/M	3.86	4.20	8.63	9.60	0.022
ANR5020TR68□	0.68	N/M	4.06	4.40	5.58	6.00	0.022
ANR5020TR75□	0.75	N/M	4.06	4.40	5.58	6.00	0.022
ANR5020T1R0□	1	N/M	3.86	4.10	4.16	5.00	0.026
ANR5020T1R2□	1.2	N/M	3.60	3.90	4.57	4.90	0.033
ANR5020T1R5□	1.5	N/M	3.25	3.50	4.16	4.50	0.034
ANR5020T2R2□	2.2	N/M	2.94	3.10	3.25	4.00	0.042
ANR5020T2R7□	2.7	N/M	2.74	2.90	2.94	3.50	0.049
ANR5020T3R0□	3	N/M	2.74	2.90	2.59	2.80	0.049
ANR5020T3R3□	3.3	N/M	2.54	2.70	2.59	3.00	0.056
ANR5020T3R6□	3.6	N/M	2.54	2.70	2.84	3.00	0.055
ANR5020T3R9□	3.9	N/M	2.54	2.70	2.33	2.80	0.071
ANR5020T4R3M	4.3	M	2.23	2.40	2.54	3.00	0.073
ANR5020T4R7M	4.7	M	2.23	2.40	2.54	2.70	0.074
ANR5020T5R1M	5.1	M	2.08	2.20	2.28	2.60	0.082
ANR5020T5R6M	5.6	M	2.08	2.20	2.33	2.50	0.083
ANR5020T6R8M	6.8	M	1.83	1.90	2.08	2.20	0.107
ANR5020T7R5M	7.5	M	1.78	1.90	1.88	2.00	0.116
ANR5020T8R2M	8.2	M	1.67	1.80	1.88	2.00	0.126
ANR5020T9R1M	9.1	M	1.57	1.70	1.73	1.80	0.142
ANR5020T100M	10	M	1.57	1.70	1.73	1.80	0.142
ANR5020T120M	12	M	1.42	1.50	1.52	1.60	0.18

## Electrical Characteristics

## ● ANR5020 Series

Part Number	Inductance	Inductance Tolerance	Heat Rating Current		Saturation Current		DC Resistance
	@100kHz,1V		Max.	Typ.	Max.	Typ.	Typ.
Units	μH	M=±20% N=±30%	A		A		Ω
Symbol	L		I <sub>rms</sub>	I <sub>sat</sub>		DCR	
ANR5020T150M	15	M	1.27	1.30	1.37	1.40	0.215
ANR5020T180M	18	M	1.17	1.20	1.27	1.30	0.257
ANR5020T220M	22	M	1.12	1.20	1.17	1.20	0.294
ANR5020T330M	33	M	0.91	0.99	0.93	1.00	0.507
ANR5020T470M	47	M	0.78	0.84	0.78	0.84	0.68
ANR5020T560M	56	M	0.71	0.77	0.78	0.84	0.957
ANR5020T680M	68	M	0.65	0.70	0.66	0.70	0.962
ANR5020T820M	82	M	0.51	0.60	0.66	0.75	1.146
ANR5020T101M	100	M	0.54	0.58	0.54	0.58	1.43
ANR5020T121M	120	M	0.41	0.50	0.43	0.53	1.737
ANR5020T201M	200	M	0.41	0.45	0.30	0.33	2.574
ANR5020T561M	560	M	0.20	0.30	0.24	0.30	9.06

## ● ANR5040 Series

Part Number	Inductance	Inductance Tolerance	Heat Rating Current		Saturation Current		DC Resistance
	@100kHz,1V		Max.	Typ.	Max.	Typ.	Typ.
Units	μH	M=±20% N=±30%	A		A		Ω
Symbol	L		I <sub>rms</sub>	I <sub>sat</sub>		DCR	
ANR5040TR22□	0.22	N/M	6.60	7.50	18.27	20.00	0.008
ANR5040TR24□	0.24	N/M	6.50	7.40	15.94	18.00	0.008
ANR5040TR47□	0.47	N/M	6.70	7.60	10.15	11.50	0.013
ANR5040T1R0□	1	N/M	4.97	5.10	7.46	8.20	0.018
ANR5040T1R2□	1.2	N/M	4.21	4.30	6.60	7.10	0.021
ANR5040T1R5□	1.5	N/M	4.36	4.80	6.39	7.30	0.02
ANR5040T1R8□	1.8	N/M	4.21	4.30	5.58	6.40	0.027
ANR5040T2R2□	2.2	N/M	3.86	4.30	4.97	5.60	0.027
ANR5040T2R7□	2.7	N/M	3.65	4.10	4.36	5.10	0.029
ANR5040T3R0□	3	N/M	3.65	4.20	4.21	4.80	0.029
ANR5040T3R3□	3.3	N/M	3.45	3.90	4.01	4.60	0.031
ANR5040T3R6□	3.6	N/M	3.35	3.70	3.86	4.40	0.031
ANR5040T3R9□	3.9	N/M	3.25	3.70	3.60	4.20	0.035
ANR5040T4R7□	4.7	N/M	3.05	3.30	3.55	3.90	0.041
ANR5040T5R6M	5.6	M	2.84	3.10	3.05	4.10	0.046
ANR5040T6R8M	6.8	M	2.54	2.80	2.94	3.50	0.056
ANR5040T8R2M	8.2	M	2.33	2.60	2.74	3.00	0.074
ANR5040T100M	10	M	2.13	2.40	2.39	2.90	0.083
ANR5040T120M	12	M	2.03	2.10	2.23	2.50	0.099
ANR5040T150M	15	M	2.03	2.10	2.03	2.30	0.112
ANR5040T180M	18	M	1.47	1.65	1.73	2.00	0.153
ANR5040T220M	22	M	1.52	1.60	1.62	1.90	0.168

## Electrical Characteristics

## ● ANR5040 Series

Part Number	Inductance	Inductance Tolerance	Heat Rating Current		Saturation Current		DC Resistance
	@100kHz,1V		Max.	Typ.	Max.	Typ.	Typ.
Units	$\mu\text{H}$	M=±20% N=±30%	A		A		$\Omega$
Symbol	L		I <sub>rms</sub>		I <sub>sat</sub>		DCR
ANR5040T270M	27	M	1.12	1.25	1.54	1.75	0.242
ANR5040T330M	33	M	1.22	1.40	1.32	1.50	0.244
ANR5040T470M	47	M	1.02	1.10	1.12	1.30	0.354
ANR5040T510M	51	M	1.02	1.10	1.02	1.20	0.489
ANR5040T560M	56	M	0.81	0.90	1.07	1.20	0.494
ANR5040T680M	68	M	0.81	0.90	0.91	1.10	0.52
ANR5040T750M	75	M	0.73	0.80	0.86	0.95	0.579
ANR5040T101M	100	M	0.71	0.80	0.76	0.90	0.728
ANR5040T151M	150	M	0.61	0.70	0.66	0.67	0.975
ANR5040T221M	220	M	0.41	0.50	0.49	0.55	1.82
ANR5040T301M	300	M	0.36	0.40	0.51	0.58	2.574
ANR5040T331M	330	M	0.41	0.50	0.43	0.47	2.703
ANR5040T471M	470	M	0.36	0.40	0.38	0.43	3.9
ANR5040T561M	560	M	0.31	0.35	0.31	0.36	4.914
ANR5040T681M	680	M	0.25	0.30	0.30	0.35	5.07
ANR5040T102M	1000	M	0.20	0.23	0.21	0.25	7.8
ANR5040T222M	2200	M	0.11	0.12	0.15	0.18	14.82

## ● ANR5045 Series

Part Number	Inductance	Inductance Tolerance	Heat Rating Current		Saturation Current		DC Resistance
	@100kHz,1V		Max.	Typ.	Max.	Typ.	Typ.
Units	$\mu\text{H}$	M=±20% N=±30%	A		A		$\Omega$
Symbol	L		I <sub>rms</sub>		I <sub>sat</sub>		DCR
ANR5045T2R2M	2.2	M	4.77	5.40	6.50	7.20	0.029
ANR5045T100M	10	M	2.54	2.90	3.25	3.70	0.078
ANR5045T220M	22	M	1.57	1.80	2.03	2.35	0.161

## ● ANR6020 Series

Part Number	Inductance	Inductance Tolerance	Heat Rating Current		Saturation Current		DC Resistance
	@100kHz,1V		Max.	Typ.	Max.	Typ.	Typ.
Units	$\mu\text{H}$	M=±20% N=±30%	A		A		$\Omega$
Symbol	L		I <sub>rms</sub>		I <sub>sat</sub>		DCR
ANR6020TR50□	0.5	N/M	4.06	5.00	4.57	6.00	0.018
ANR6020TR68□	0.68	N/M	3.86	4.80	6.65	7.80	0.022
ANR6020TR82□	0.82	N/M	3.86	4.80	5.38	6.30	0.022
ANR6020T1R0□	1	N/M	3.55	4.40	4.21	5.00	0.026
ANR6020T1R2□	1.2	N/M	3.25	4.00	5.99	7.00	0.029
ANR6020T1R5□	1.5	N/M	3.25	4.00	4.31	5.10	0.029

## Electrical Characteristics

## ● ANR6020 Series

Part Number	Inductance	Inductance Tolerance	Heat Rating Current		Saturation Current		DC Resistance
	@100kHz,1V		Max.	Typ.	Max.	Typ.	Typ.
Units	μH	M=±20% N=±30%	A		A		Ω
Symbol	L		I <sub>rms</sub>		I <sub>sat</sub>		DCR
ANR6020T1R8□	1.8	N/M	2.79	3.50	4.92	5.80	0.036
ANR6020T2R0□	2	N/M	2.64	3.30	4.16	4.90	0.046
ANR6020T2R2□	2.2	N/M	2.79	3.50	3.81	4.50	0.036
ANR6020T2R7□	2.7	N/M	2.64	3.30	3.96	4.60	0.046
ANR6020T3R3□	3.3	N/M	2.64	3.30	3.20	3.70	0.046
ANR6020T3R9□	3.9	N/M	2.13	2.60	3.30	3.90	0.063
ANR6020T4R3□	4.3	N/M	2.13	2.60	2.74	3.20	0.063
ANR6020T4R7□	4.7	N/M	2.03	2.50	3.05	3.60	0.074
ANR6020T5R6□	5.6	N/M	1.93	2.40	2.44	2.90	0.089
ANR6020T6R2□	6.2	N/M	1.83	2.30	2.33	2.70	0.102
ANR6020T6R8□	6.8	N/M	1.83	2.30	2.23	2.60	0.102
ANR6020T8R2□	8.2	N/M	1.42	1.80	2.13	2.50	0.136
ANR6020T100M	10	M	1.42	1.80	1.78	2.10	0.136
ANR6020T120M	12	M	1.32	1.60	1.47	1.70	0.154
ANR6020T150M	15	M	1.22	1.50	1.22	1.40	0.187
ANR6020T180M	18	M	1.10	1.40	1.22	1.40	0.232
ANR6020T220M	22	M	1.02	1.30	1.07	1.20	0.262
ANR6020T330M	33	M	0.85	1.05	0.96	1.10	0.386
ANR6020T470M	47	M	0.81	0.90	0.71	0.90	0.553
ANR6020T331M	330	M	0.33	0.39	0.27	0.33	3.385
ANR6020T101M	100	M	0.50	0.58	0.64	0.84	1.2

## ● ANR6028 Series

Part Number	Inductance	Inductance Tolerance	Heat Rating Current		Saturation Current		DC Resistance
	@100kHz,1V		Max.	Typ.	Max.	Typ.	Typ.
Units	μH	M=±20% N=±30%	A		A		Ω
Symbol	L		I <sub>rms</sub>		I <sub>sat</sub>		DCR
ANR6028TR82□	0.82	N/M	5.28	6.00	6.60	9.00	0.016
ANR6028T1R0□	1	N/M	5.28	5.70	5.84	7.00	0.018
ANR6028T1R2□	1.2	N/M	4.65	5.00	6.50	7.50	0.017
ANR6028T1R5□	1.5	N/M	4.65	5.00	6.09	6.60	0.017
ANR6028T2R2□	2.2	N/M	3.81	4.10	5.18	5.60	0.026
ANR6028T2R7□	2.7	N/M	3.81	4.10	3.86	4.10	0.033
ANR6028T3R3□	3.3	N/M	3.53	3.80	4.21	4.50	0.033
ANR6028T4R7□	4.7	N/M	3.13	3.40	3.05	3.30	0.039
ANR6028T5R1□	5.1	N/M	2.64	2.80	3.25	3.50	0.055
ANR6028T6R2M	6.2	M	2.44	2.60	3.10	3.30	0.06
ANR6028T6R8M	6.8	M	2.44	2.60	2.64	3.00	0.06
ANR6028T8R2M	8.2	M	2.28	2.50	2.33	2.50	0.071

## Electrical Characteristics

## ● ANR6028 Series

Part Number	Inductance	Inductance Tolerance	Heat Rating Current		Saturation Current		DC Resistance
	@100kHz,1V		Max.	Typ.	Max.	Typ.	Typ.
Units	μH	M=±20% N=±30%	A		A		Ω
Symbol	L		I <sub>rms</sub>		I <sub>sat</sub>		DCR
ANR6028T9R1M	9.1	M	2.18	2.40	2.59	2.80	0.095
ANR6028T100M	10	M	1.98	2.40	2.07	2.50	0.093
ANR6028T120M	12	M	1.88	2.00	1.83	2.00	0.103
ANR6028T150M	15	M	1.47	1.60	1.78	1.90	0.161
ANR6028T180M	18	M	1.47	1.60	1.54	1.80	0.154
ANR6028T220M	22	M	1.42	1.60	1.47	1.80	0.18
ANR6028T270M	27	M	1.34	1.40	1.52	1.60	0.2
ANR6028T330M	33	M	1.24	1.30	1.37	1.50	0.239
ANR6028T360M	36	M	1.15	1.20	1.27	1.40	0.277
ANR6028T390M	39	M	1.12	1.20	1.27	1.40	0.29
ANR6028T470M	47	M	1.08	1.10	1.17	1.30	0.406
ANR6028T560M	56	M	0.90	1.00	1.07	1.20	0.445
ANR6028T680M	68	M	0.87	0.95	0.81	0.95	0.463
ANR6028T750M	75	M	0.82	0.90	0.91	0.99	0.528
ANR6028T820M	82	M	0.71	0.77	0.81	0.88	0.644
ANR6028T101M	100	M	0.71	0.77	0.66	0.71	0.774
ANR6028T151M	150	M	0.70	0.80	0.80	0.88	0.78
ANR6028T221M	220	M	0.50	0.57	0.40	0.50	1.729
ANR6028T401M	400	M	0.41	0.45	0.30	0.33	2.78
ANR6028T471M	470	M	0.33	0.37	0.28	0.32	3.505
ANR6028T102M	1000	M	0.23	0.26	0.18	0.22	7.54

## ● ANR6040 Series

Part Number	Inductance	Inductance Tolerance	Heat Rating Current		Saturation Current		DC Resistance
	@100kHz,1V		Max.	Typ.	Max.	Typ.	Typ.
Units	μH	M=±20% N=±30%	A		A		Ω
Symbol	L		I <sub>rms</sub>		I <sub>sat</sub>		DCR
ANR6040T100M	10	M	2.45	2.80	3.20	3.50	0.062
ANR6040T150M	15	M	2.05	2.35	2.50	3.00	0.088

## ● ANR6045 Series

Part Number	Inductance	Inductance Tolerance	Heat Rating Current		Saturation Current		DC Resistance
	@100kHz,1V		Max.	Typ.	Max.	Typ.	Typ.
Units	μH	M=±20% N=±30%	A		A		Ω
Symbol	L		I <sub>rms</sub>		I <sub>sat</sub>		DCR
ANR6045TR47□	0.47	N/M	6.60	6.60	15.23	16.50	0.012
ANR6045TR56□	0.56	N/M	6.60	6.60	14.21	15.00	0.012
ANR6045TR68□	0.68	N/M	5.79	6.50	11.17	12.00	0.012
ANR6045TR82□	0.82	N/M	5.99	6.50	10.51	11.00	0.013

## Electrical Characteristics

## ● ANR6045 Series

Part Number	Inductance	Inductance Tolerance	Heat Rating Current		Saturation Current		DC Resistance
	@100kHz,1V		Max.	Typ.	Max.	Typ.	Typ.
Units	μH	M=±20% N=±30%	A		A		Ω
Symbol	L		I <sub>rms</sub>		I <sub>sat</sub>		DCR
ANR6045T1R0□	1	N/M	5.22	5.60	10.00	10.00	0.014
ANR6045T1R2□	1.2	N/M	5.48	5.90	8.48	9.10	0.016
ANR6045T1R3□	1.3	N/M	5.48	5.90	8.48	9.10	0.013
ANR6045T1R5□	1.5	N/M	5.02	5.40	8.93	9.70	0.016
ANR6045T1R8□	1.8	N/M	5.02	5.40	7.71	8.40	0.016
ANR6045T2R2□	2.2	N/M	4.67	5.00	6.85	7.40	0.023
ANR6045T2R3□	2.3	N/M	3.55	3.80	6.09	6.60	0.027
ANR6045T2R7□	2.7	N/M	4.36	4.70	5.84	6.30	0.02
ANR6045T3R0□	3	N/M	3.86	4.20	5.68	6.20	0.026
ANR6045T3R3□	3.3	N/M	3.76	4.00	5.99	6.20	0.027
ANR6045T3R6□	3.6	N/M	3.76	4.00	5.33	5.70	0.027
ANR6045T4R3M	4.3	M	3.55	3.80	4.52	4.90	0.03
ANR6045T4R5M	4.5	M	3.35	3.60	5.04	5.50	0.034
ANR6045T4R7M	4.7	M	3.35	3.60	5.04	5.50	0.034
ANR6045T5R1M	5.1	M	3.35	3.60	4.47	4.80	0.034
ANR6045T5R6M	5.6	M	3.20	3.40	4.21	4.60	0.038
ANR6045T6R2M	6.2	M	3.05	3.30	4.50	4.80	0.04
ANR6045T6R3M	6.3	M	3.05	3.30	4.50	4.70	0.04
ANR6045T6R8M	6.8	M	3.05	3.30	3.96	4.30	0.04
ANR6045T7R5M	7.5	M	2.94	3.20	3.55	3.80	0.044
ANR6045T8R2M	8.2	M	2.64	2.80	3.96	4.30	0.06
ANR6045T9R1M	9.1	M	2.64	2.80	3.40	3.70	0.055
ANR6045T100M	10	M	2.49	2.70	3.25	3.50	0.062
ANR6045T120M	12	M	2.23	2.40	2.84	3.00	0.074
ANR6045T150M	15	M	2.08	2.20	2.54	2.70	0.088
ANR6045T180M	18	M	1.88	2.00	2.23	2.40	0.104
ANR6045T220M	22	M	1.83	2.00	2.08	2.20	0.116
ANR6045T270M	27	M	1.67	1.80	1.93	2.10	0.132
ANR6045T300M	30	M	1.52	1.60	1.73	1.80	0.17
ANR6045T330M	33	M	1.47	1.60	1.67	1.80	0.178
ANR6045T360M	36	M	1.42	1.50	1.64	1.80	0.223
ANR6045T390M	39	M	1.27	1.40	1.52	1.60	0.232
ANR6045T430M	43	M	1.22	1.30	1.65	1.80	0.257
ANR6045T470M	47	M	1.22	1.30	1.42	1.50	0.26
ANR6045T510M	51	M	1.17	1.20	1.37	1.50	0.266
ANR6045T560M	56	M	1.12	1.20	1.32	1.40	0.287
ANR6045T620M	62	M	1.12	1.20	1.27	1.40	0.303
ANR6045T680M	68	M	1.02	1.10	1.22	1.30	0.376
ANR6045T750M	75	M	0.96	1.00	1.17	1.20	0.393
ANR6045T820M	82	M	0.91	0.99	1.07	1.10	0.5
ANR6045T910M	91	M	0.86	0.94	1.02	1.10	0.462



## Electrical Characteristics

## ● ANR6045 Series

Part Number	Inductance	Inductance Tolerance	Heat Rating Current		Saturation Current		DC Resistance
	@100kHz,1V		Max.	Typ.	Max.	Typ.	Typ.
Units	μH	M=±20% N=±30%	A		A		Ω
Symbol	L		I <sub>rms</sub>		I <sub>sat</sub>		DCR
ANR6045T101M	100	M	0.81	0.88	0.96	1.00	0.563
ANR6045T121M	120	M	0.78	0.85	0.86	0.94	0.623
ANR6045T151M	150	M	0.71	0.77	0.81	0.88	0.754
ANR6045T221M	220	M	0.60	0.65	0.71	0.77	1.084
ANR6045T331M	330	M	0.58	0.63	0.58	0.63	1.651
ANR6045T471M	470	M	0.43	0.48	0.51	0.56	2.34
ANR6045T681M	680	M	0.33	0.38	0.43	0.46	3.25
ANR6045T102M	1000	M	0.30	0.35	0.30	0.35	5.85
ANR6045T152M	1500	M	0.21	0.24	0.24	0.29	8.1

## ● ANR8040 Series

Part Number	Inductance	Inductance Tolerance	Heat Rating Current		Saturation Current		DC Resistance
	@100kHz,1V		Max.	Typ.	Max.	Typ.	Typ.
Units	μH	M=±20% N=±30%	A		A		Ω
Symbol	L		I <sub>rms</sub>		I <sub>sat</sub>		DCR
ANR8040TR82□	0.82	N/M	6.39	6.90	14.01	16.00	0.01
ANR8040T1R0□	1	N/M	6.39	6.90	10.00	14.00	0.01
ANR8040T1R2□	1.2	N/M	5.73	6.20	10.15	14.00	0.013
ANR8040T1R5□	1.5	N/M	5.73	6.20	8.27	11.00	0.013
ANR8040T2R0□	2	N/M	5.23	5.60	9.39	10.00	0.016
ANR8040T2R2□	2.2	N/M	5.23	5.60	7.21	8.00	0.016
ANR8040T3R0□	3	N/M	4.77	5.20	6.19	7.00	0.018
ANR8040T3R3□	3.3	N/M	4.47	4.80	6.60	7.00	0.022
ANR8040T3R6□	3.6	N/M	4.42	4.80	7.63	8.50	0.022
ANR8040T3R9□	3.9	N/M	4.42	4.80	5.84	6.50	0.022
ANR8040T4R7□	4.7	N/M	4.16	4.50	5.99	6.50	0.025
ANR8040T5R1□	5.1	N/M	4.11	4.40	4.77	5.40	0.025
ANR8040T5R6□	5.6	N/M	3.91	4.20	6.09	6.90	0.027
ANR8040T6R2□	6.2	N/M	3.91	4.20	4.52	5.10	0.027
ANR8040T6R8M	6.8	M	3.65	4.00	4.62	5.20	0.031
ANR8040T8R2M	8.2	M	3.50	3.80	4.26	4.80	0.034
ANR8040T100M	10	M	3.35	3.60	3.65	4.10	0.038
ANR8040T120M	12	M	2.84	3.00	3.55	4.00	0.052
ANR8040T150M	15	M	2.64	2.80	2.99	3.40	0.06
ANR8040T180M	18	M	2.44	2.60	2.74	3.10	0.068
ANR8040T220M	22	M	2.13	2.30	2.44	2.70	0.089
ANR8040T270M	27	M	2.03	2.20	2.18	2.50	0.1
ANR8040T330M	33	M	1.83	2.00	2.08	2.40	0.125
ANR8040T360M	36	M	1.78	1.90	2.03	2.30	0.132
ANR8040T390M	39	M	1.73	1.90	1.98	2.20	0.138

## Electrical Characteristics

## ● ANR8040 Series

Part Number	Inductance	Inductance Tolerance	Heat Rating Current		Saturation Current		DC Resistance
	@100kHz,1V		Max.	Typ.	Max.	Typ.	Typ.
Units	μH	M=±20% N=±30%	A		A		Ω
Symbol	L		I <sub>rms</sub>		I <sub>sat</sub>		DCR
ANR8040T430M	43	M	1.67	1.80	1.93	2.20	0.146
ANR8040T470M	47	M	1.57	1.70	1.78	2.00	0.175
ANR8040T510M	51	M	1.52	1.60	1.73	1.90	0.183
ANR8040T560M	56	M	1.47	1.60	1.57	1.70	0.19
ANR8040T620M	62	M	1.32	1.40	1.52	1.60	0.235
ANR8040T680M	68	M	1.27	1.40	1.47	1.60	0.252
ANR8040T750M	75	M	1.22	1.30	1.37	1.50	0.271
ANR8040T820M	82	M	1.17	1.20	1.32	1.40	0.29
ANR8040T910M	91	M	1.07	1.10	1.22	1.30	0.35
ANR8040T101M	100	M	1.02	1.10	1.17	1.30	0.373
ANR8040T121M	120	M	0.96	1.00	1.07	1.10	0.43
ANR8040T151M	150	M	0.86	0.94	1.12	1.20	0.528
ANR8040T181M	180	M	0.84	0.92	0.96	1.15	0.669
ANR8040T221M	220	M	0.81	0.88	0.86	0.94	0.771
ANR8040T331M	330	M	0.65	0.70	0.69	0.75	1.144
ANR8040T471M	470	M	0.51	0.60	0.61	0.70	1.609
ANR8040T681M	680	M	0.50	0.50	0.60	2.652	0.45
ANR8040T102M	1000	M	0.40	0.40	0.50	3.64	0.35
ANR8040T152M	1500	M	0.27	0.32	0.38	6.5	0.26

## ● ANR8065 Series

Part Number	Inductance	Inductance Tolerance	Heat Rating Current		Saturation Current		DC Resistance
	@100kHz,1V		Max.	Typ.	Max.	Typ.	Typ.
Units	μH	M=±20% N=±30%	A		A		Ω
Symbol	L		I <sub>rms</sub>		I <sub>sat</sub>		DCR
ANR8065TR68M	0.68	M	7.61	8.50	24.36	26.00	0.008
ANR8065T1R0M	1	M	7.11	8.00	20.30	22.00	0.011
ANR8065T2R2M	2.2	M	5.28	4.50	14.01	12.00	0.016
ANR8065T3R3M	3.3	M	5.18	5.90	9.64	10.00	0.018
ANR8065T4R7M	4.7	M	4.77	5.40	8.63	9.50	0.022
ANR8065T5R6M	5.6	M	4.57	5.20	8.12	9.00	0.026
ANR8065T6R8M	6.8	M	4.57	5.20	7.61	8.00	0.026
ANR8065T8R2M	8.2	M	4.26	4.80	7.11	7.70	0.031
ANR8065T100M	10	M	3.25	3.70	8.12	8.90	0.044
ANR8065T150M	15	M	3.30	3.75	5.79	6.70	0.052
ANR8065T220M	22	M	2.74	3.10	4.36	4.80	0.071
ANR8065T470M	47	M	1.88	2.15	3.45	3.70	0.15
ANR8065T560M	56	M	1.37	1.55	3.25	3.70	0.196
ANR8065T680M	68	M	1.57	1.80	2.74	3.20	0.216
ANR8065T101M	100	M	1.37	1.45	2.03	2.40	0.277

Electrical Characteristics

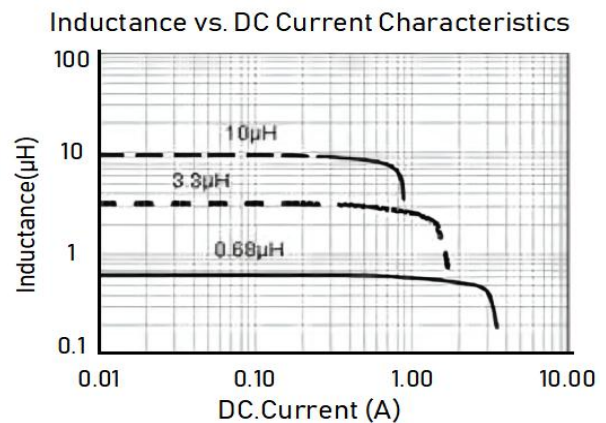
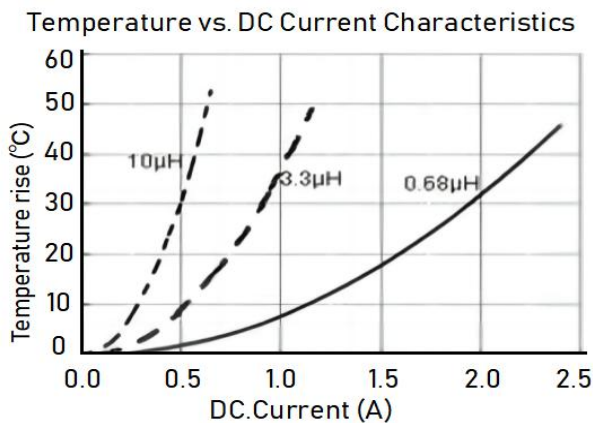
● ANR8065 Series

Part Number	Inductance	Inductance Tolerance	Heat Rating Current		Saturation Current		DC Resistance
	@100kHz,1V		Max.	Typ.	Max.	Typ.	Typ.
Units	$\mu\text{H}$	M= $\pm 20\%$ N= $\pm 30\%$	A		A		$\Omega$
Symbol	L		I <sub>rms</sub>		I <sub>sat</sub>		DCR
ANR8065T151M	150	M	0.96	1.10	1.62	2.00	0.436
ANR8065T221M	220	M	0.81	0.90	1.22	1.50	0.649
ANR8065T331M	330	M	0.76	0.85	1.02	1.20	0.832
ANR8065T471M	470	M	0.56	0.65	1.02	1.20	1.544
ANR8065T681M	680	M	0.53	0.60	0.86	1.00	1.925
ANR8065T102M	1000	M	0.40	0.45	0.65	0.73	2.82

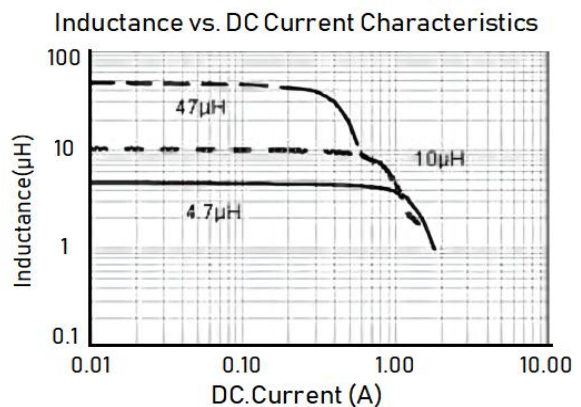
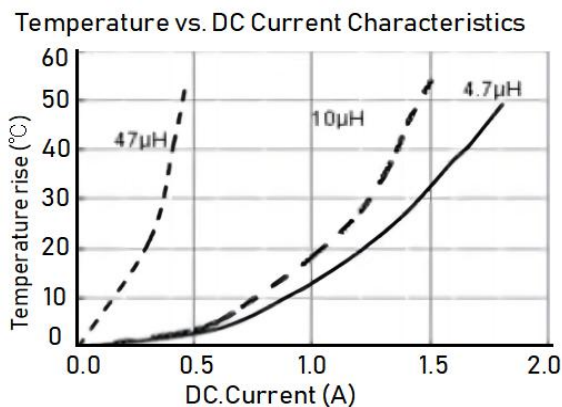
- △ All test data is referenced to 20°C ambient;
- △ Rated current: I<sub>sat</sub> or I<sub>rms</sub>, whichever is smaller;
- △ The DC Resistance maximum from typical +25%;
- △ I<sub>rms</sub>: DC current that causes the temperature rise ( $\Delta T=40^\circ\text{C}$ ) from 20°C ambient.

TYPICAL ELECTRICAL CHARACTERISTICS

ANR252010 Series



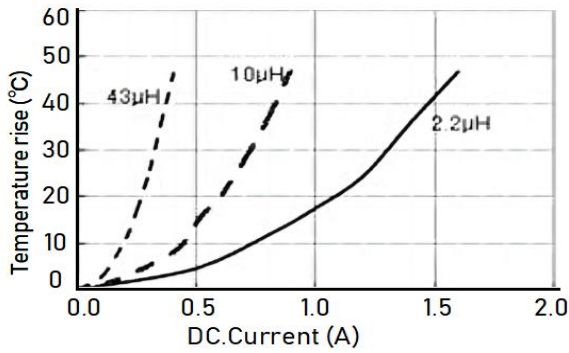
ANR252012 Series



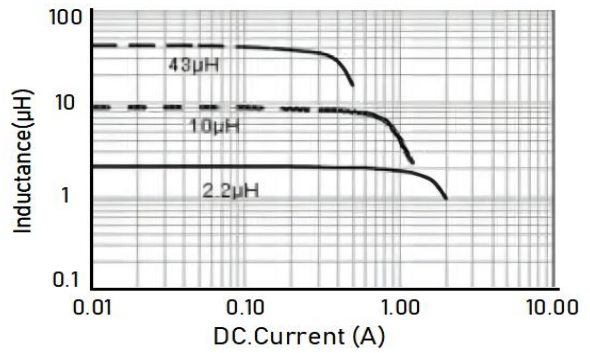
TYPICAL ELECTRICAL CHARACTERISTICS

ANR3010 Series

Temperature vs. DC Current Characteristics

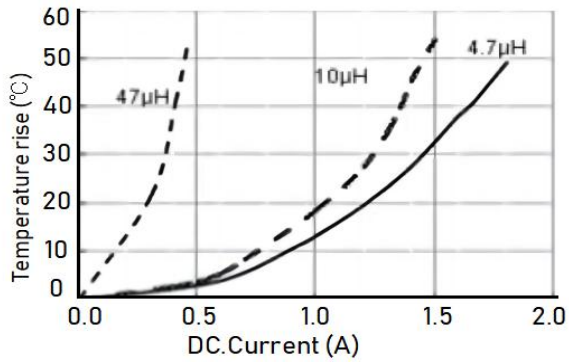


Inductance vs. DC Current Characteristics

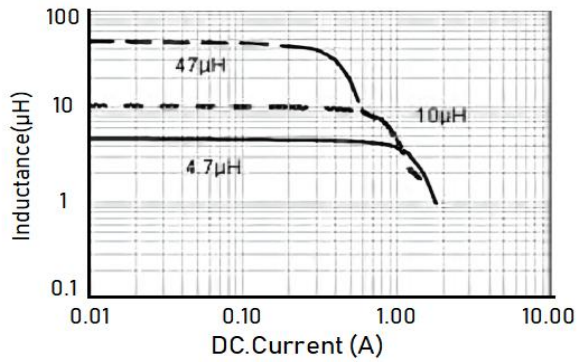


ANR3012 Series

Temperature vs. DC Current Characteristics

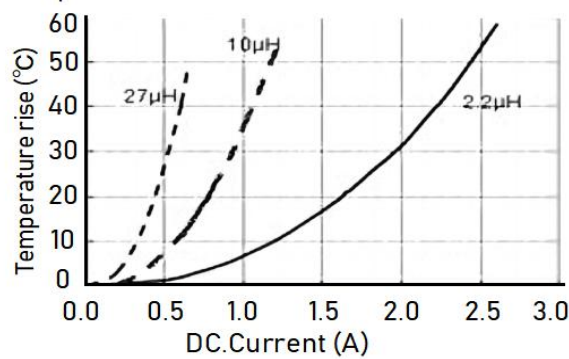


Inductance vs. DC Current Characteristics

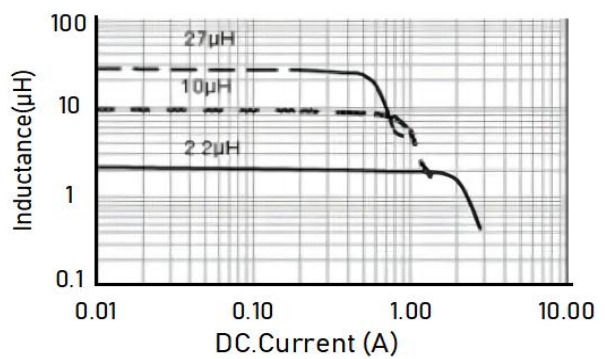


ANR3015 Series

Temperature vs. DC Current Characteristics



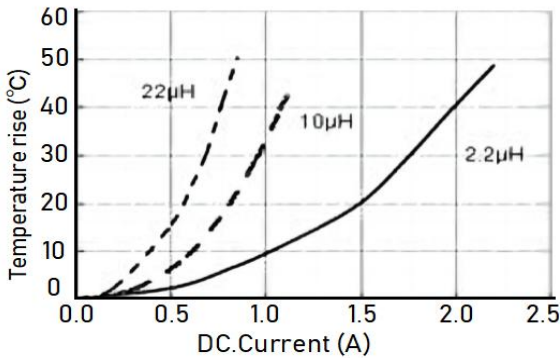
Inductance vs. DC Current Characteristics



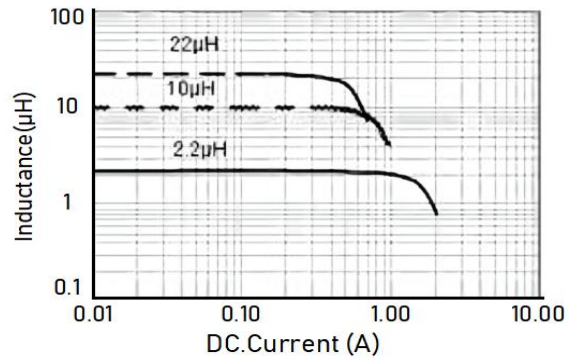
**TYPICAL ELECTRICAL CHARACTERISTICS**

**ANR4010 Series**

Temperature vs. DC Current Characteristics

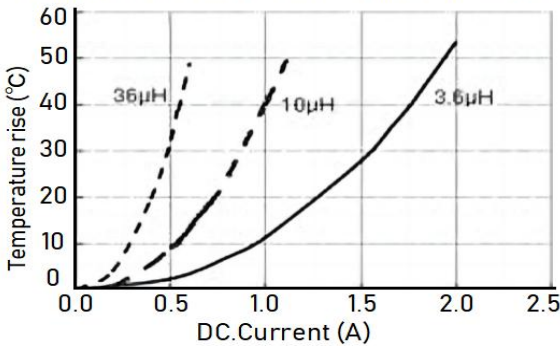


Inductance vs. DC Current Characteristics

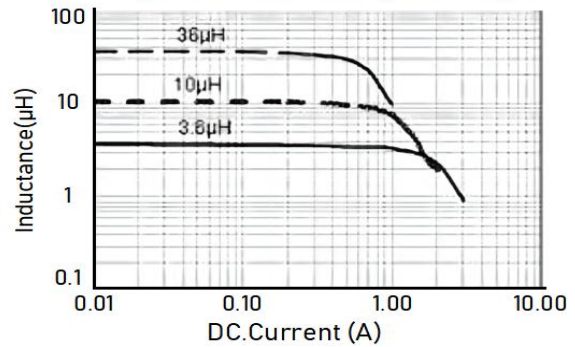


**ANR4012 Series**

Temperature vs. DC Current Characteristics

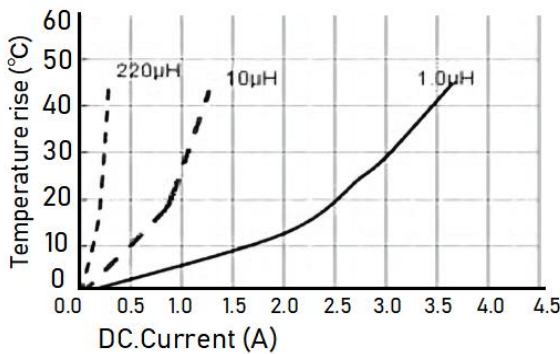


Inductance vs. DC Current Characteristics

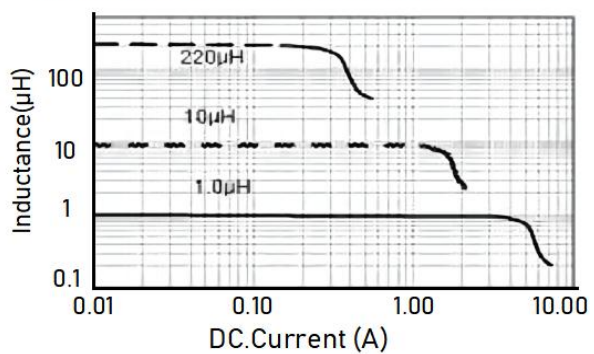


**ANR4018 Series**

Temperature vs. DC Current Characteristics

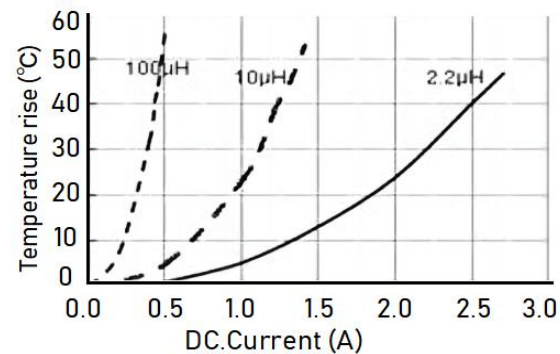


Inductance vs. DC Current Characteristics

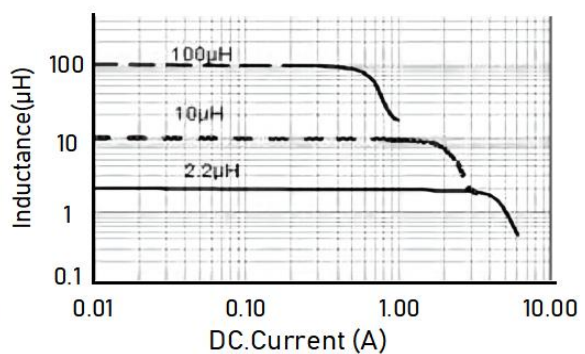


**ANR4020 Series**

Temperature vs. DC Current Characteristics



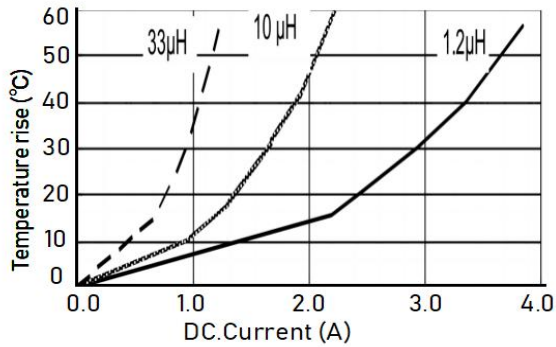
Inductance vs. DC Current Characteristics



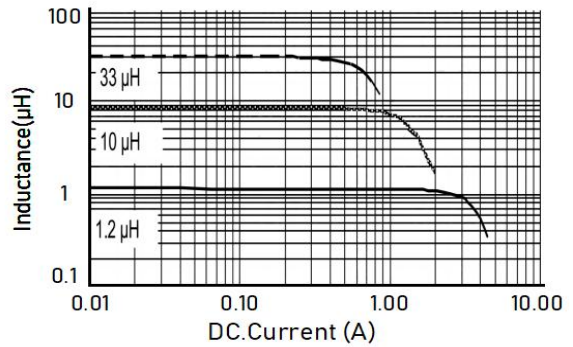
**TYPICAL ELECTRICAL CHARACTERISTICS**

**ANR4026 Series**

Temperature vs. DC Current Characteristics

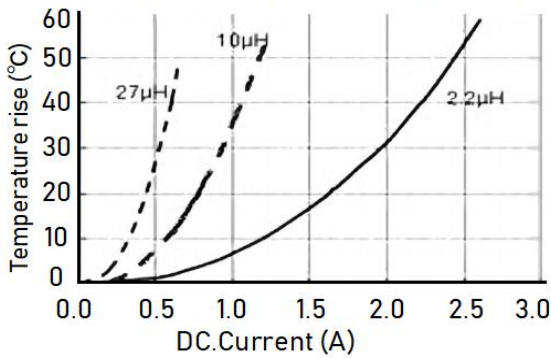


Inductance vs. DC Current Characteristics

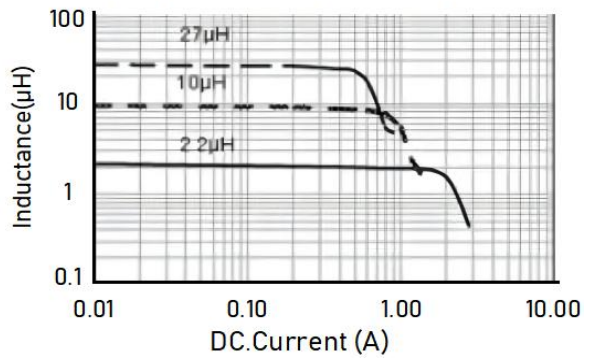


**ANR4030 Series**

Temperature vs. DC Current Characteristics

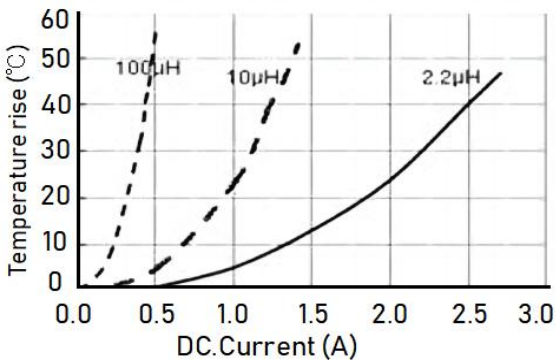


Inductance vs. DC Current Characteristics

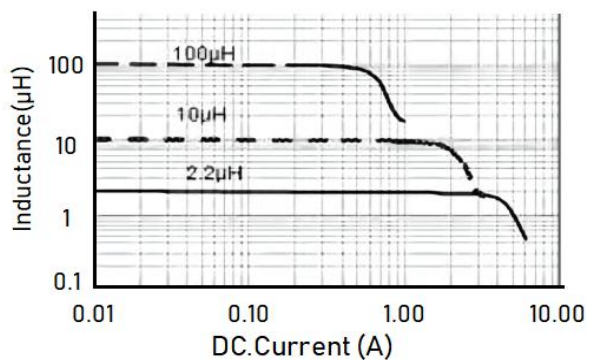


**ANR5012 Series**

Temperature vs. DC Current Characteristics

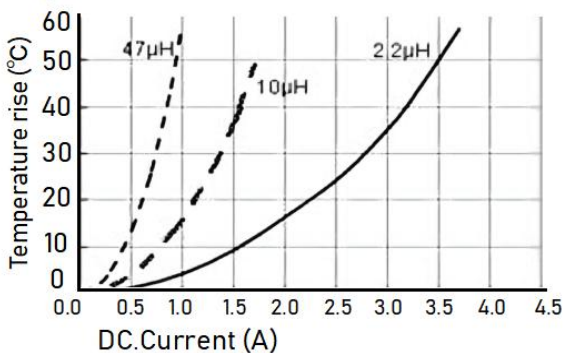


Inductance vs. DC Current Characteristics

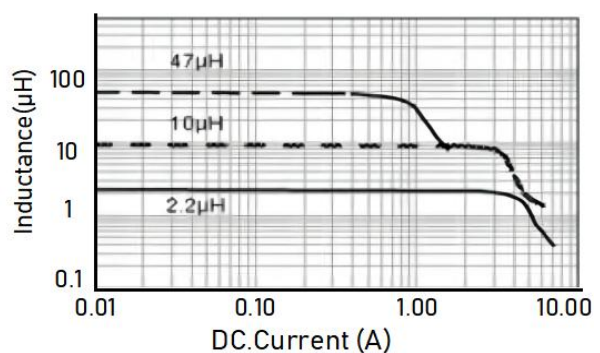


**ANR5020 Series**

Temperature vs. DC Current Characteristics



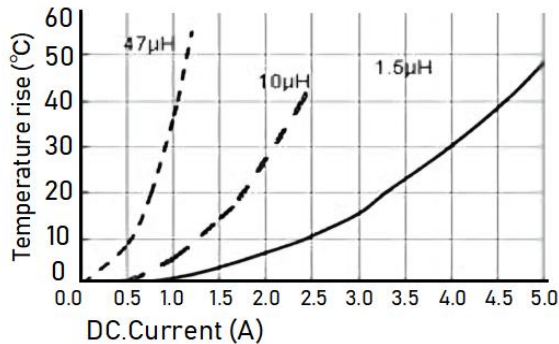
Inductance vs. DC Current Characteristics



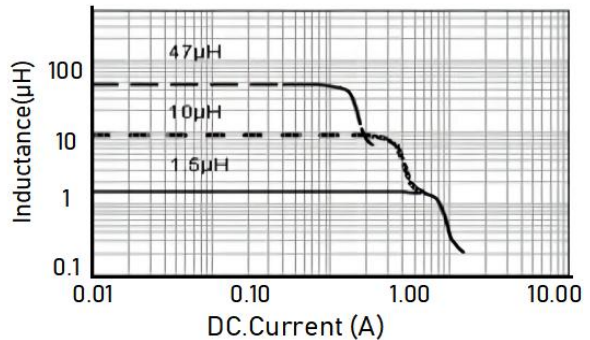
**TYPICAL ELECTRICAL CHARACTERISTICS**

**ANR5040 Series**

Temperature vs. DC Current Characteristi

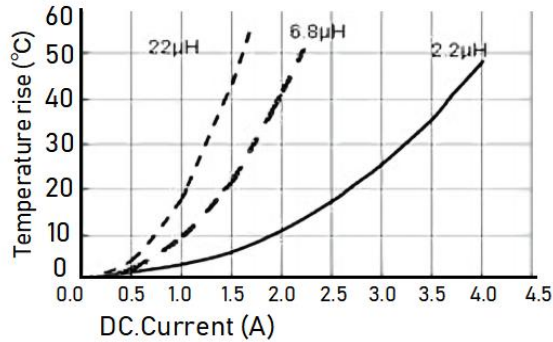


Inductance vs. DC Current Characteristics

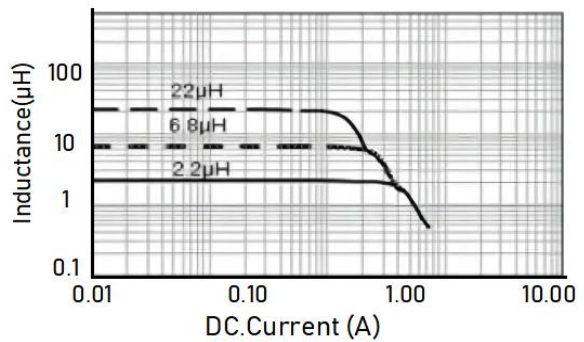


**ANR6020 Series**

Temperature vs. DC Current Characteristics

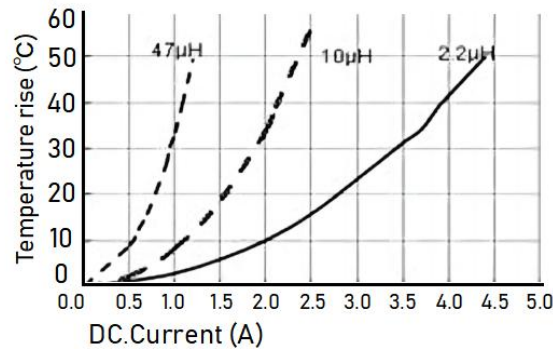


Inductance vs. DC Current Characteristics

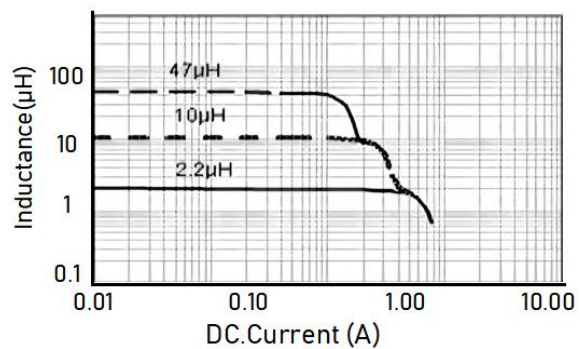


**ANR6028 Series**

Temperature vs. DC Current Characteristi

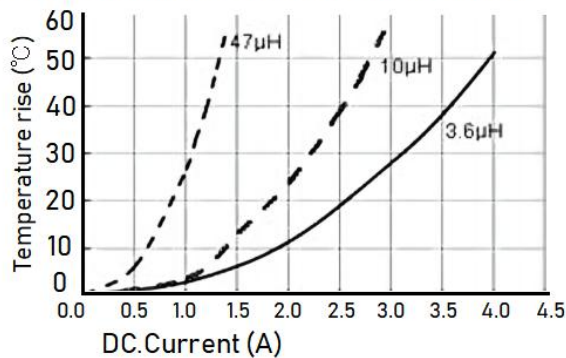


Inductance vs. DC Current Characteristics

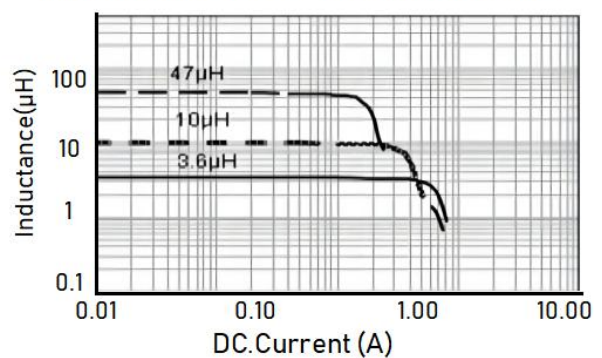


**ANR6045 Series**

Temperature vs. DC Current Characteristics



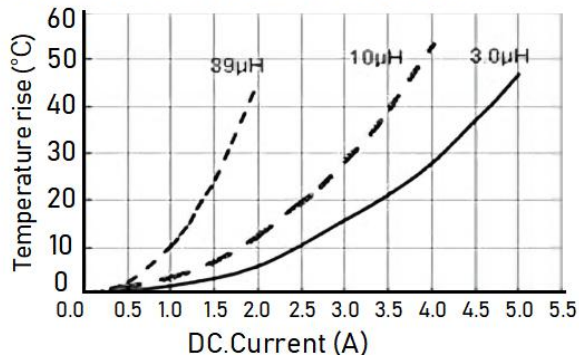
Inductance vs. DC Current Characteristics



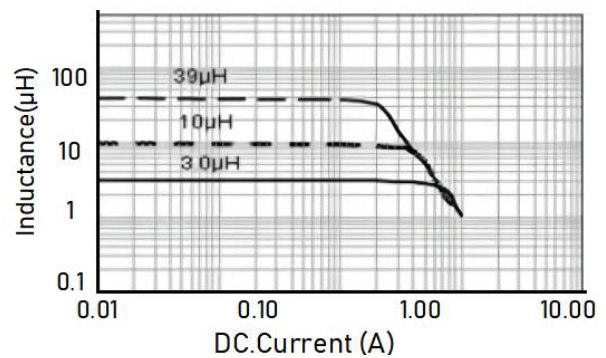
## TYPICAL ELECTRICAL CHARACTERISTICS

## ANR8040 Series

Temperature vs. DC Current Characteri

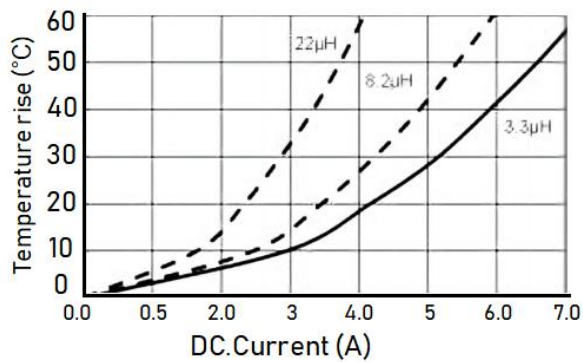


Inductance vs. DC Current Characteristics

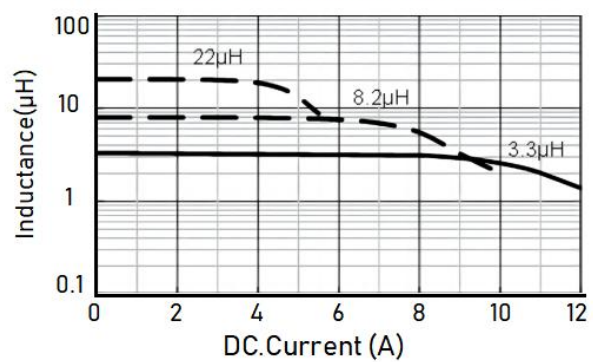


## ANR8065 Series

Temperature vs. DC Current Characteristics



Inductance vs. DC Current Characteristics



## Note:

This series product is not applies in automotive or related products. Otherwise, we will shall not bear than the resulting all the problems of quality and responsibility.

Please be sure to request approval specifications that provide further details of the products. Kindly not that the content of these specifications are subject to change or may be discontinued without prior notice. This product may not be designed/used in medical or high risk applications without APV approval.



## X-ON Electronics

Largest Supplier of Electrical and Electronic Components

*Click to view similar products for [Fixed Inductors](#) category:*

*Click to view products by [APV](#) manufacturer:*

Other Similar products are found below :

[CR32NP-100KC](#) [70F224AI](#) [MHQ1005P10NJ](#) [MHQ1005P1N0S](#) [MHQ1005P2N4S](#) [MHQ1005P3N6S](#) [MHQ1005P5N1S](#) [MHQ1005P8N2J](#)  
[PE-53601NL](#) [PE-53602NL](#) [PG0936.113NLT](#) [9220-20](#) [9310-16](#) [PM06-2N7](#) [PM06-39NJ](#) [A01TK](#) [1206CS-471XJ](#) [HC2-R47-R](#) [HC8-1R2-R](#)  
[HCF1305-3R3-R](#) [1206CS-151XG](#) [RCH664NP-4R7M](#) [RCP1317NP-391L](#) [DH2280-4R7M](#) [DS1608C-106](#) [B10TJ](#) [B82498B3101J000](#) [ELJ-](#)  
[RE27NJF2](#) [1812CS-153XJ](#) [1812CS-183XJ](#) [1812CS-223XJ](#) [1812LS-104XJ](#) [1812LS-105XJ](#) [1812LS-124XJ](#) [1812LS-154XJ](#) [1812LS-223XJ](#)  
[1812LS-224XJ](#) [1812LS-563XJ](#) [1812LS-683XJ](#) [1812LS-824XJ](#) [NIN-FB101JTR110F](#) [NIN-FB471JTR62F](#) [NIN-FC1R5JTR220F](#) [NIN-](#)  
[HCR15JTRF](#) [NIN-HCR33JTRF](#) [NIN-HDR22JTRF](#) [NIN-HDR82JTRF](#) [NIN-HK2N7STRF](#) [NIN-PA150KTR370F](#) [NIN-PB100KTR550F](#)