

FEATURES

- Various high power inductors are superior to be high saturation
- Suitable for surface mounting equipment
- Closed magnetic circuit design reduces leakage flux and Electro Magnetic Interference (EMI)
- Takes up less PCB real estate and save more power
- Magnetic-resin shielded construction reduces buzz noise to ultra-low levels
- Operating Temperature: -40°C ~ +125°C



APPLICATIONS

- Smart phone, smart TV, set top box, notebook
- Car navigation systems, telecomm basestations
- VR, AR
- LED lighting
- RoHS, Halogen Free and REACH Compliance

PART NUMBERING

APS	WPA	4018	S	4R7	M	T	F	□□
①	②	③	④	⑤	⑥	⑦	⑧	⑨
Grade	Series Name	Dimensions Code	Feature Type	Nominal inductance	Inductance tolerance	Packaging	HSF Products	Design Code

① Grade	
APS	Grade Code

② Series Name	
WPA	Wire Wound SMD Power Inductor

③ Dimensions Code	
Code	Dimensions(L×W×H)[mm]
252010	2.5×2.0×1.0
252012	2.5×2.0×1.2
3010	3.0×3.0×1.0
3012	3.0×3.0×1.2
3015	3.0×3.0×1.5
4010	4.0×4.0×1.0
4012	4.0×4.0×1.2
4018	4.0×4.0×1.8
4020	4.0×4.0×2.0
4026	4.0×4.0×2.6
4030	4.0×4.0×3.0
5012	5.0×5.0×1.2
5020	5.0×5.0×2.0
5040	5.0×5.0×4.0
5045	5.0×5.0×4.5
6020	6.0×6.0×2.0
6028	6.0×6.0×2.8
6040	6.0×6.0×4.0
6045	6.0×6.0×4.5
8040	8.0×8.0×4.0
8060	8.0×8.0×6.0
8065	8.0×8.0×6.5

④ Feature Type	
S	Standard

⑤ Nominal inductance	
Code (example)	Nominal inductance [μH]
2R2	2.2
100	10
101	100

⑦ Packaging	
	Taping

⑧ HSF Products	
F	Hazardous Substance Free Products

⑥ Inductance tolerance	
Code (example)	Inductance tolerance
K	±10%
M	±20%
N	±30%

⑨ Design Code	
□□	Standard product is blank

Dimensions & Recommended Land Pattern

Figure 1

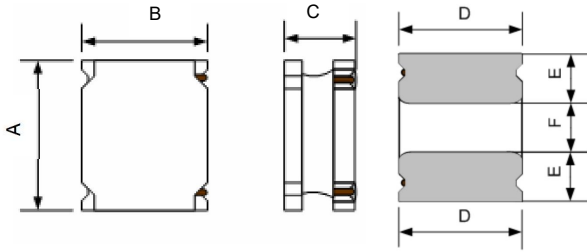


Figure 2



Figure 3



Recommended Land Pattern



Unit: mm

Dimensions								Recommended Land Pattern		
Series	Shape	A	B	C	D	E	F	a Typ.	b Typ.	c Typ.
APSWPA252010	Figure1	2.5±0.1	2.0±0.1	1.0 Max.	2.0±0.2	0.80±0.2	0.80±0.2	0.8	0.85	2
APSWPA252012	Figure1	2.5±0.1	2.0±0.1	1.2 Max.	2.0±0.2	0.80±0.2	0.80±0.2	0.8	0.85	2
APSWPA3010	Figure2	3.0±0.2	3.0±0.2	1.0 Max.	2.5±0.2	0.75±0.2	1.5±0.2	1.5	0.8	2.7
APSWPA3012	Figure2	3.0±0.2	3.0±0.2	1.2 Max.	2.5±0.2	0.75±0.2	1.5±0.2	1.5	0.8	2.7
APSWPA3015	Figure2	3.0±0.2	3.0±0.2	1.5 Max.	2.5±0.2	0.75±0.2	1.5±0.2	1.5	0.8	2.7
APSWPA4010	Figure2	4.0±0.2	4.0±0.2	1.0 Max.	3.3±0.2	0.95±0.2	2.1±0.2	1.9	1.1	3.7
APSWPA4012	Figure2	4.0±0.2	4.0±0.2	1.2 Max.	3.3±0.2	0.95±0.2	2.1±0.2	1.9	1.1	3.7
APSWPA4018	Figure2	4.0±0.2	4.0±0.2	1.8 Max.	3.3±0.2	0.95±0.2	2.1±0.2	1.9	1.1	3.7
APSWPA4020	Figure2	4.0±0.2	4.0±0.2	2.0 Max.	3.3±0.2	0.95±0.2	2.1±0.2	1.9	1.1	3.7
APSWPA4026	Figure3	4.0±0.2	4.0±0.2	2.6 Max.	3.3±0.2	0.95±0.2	2.1±0.2	1.9	1.1	3.7
APSWPA4030	Figure2	4.0±0.2	4.0±0.2	3.0 Max.	3.3±0.2	0.95±0.2	2.1±0.2	1.9	1.1	3.7
APSWPA5012	Figure3	5.0±0.2	5.0±0.2	1.2 Max.	4.0±0.2	1.25±0.2	2.5±0.2	2.3	1.4	4.2
APSWPA5020	Figure3	5.0±0.2	5.0±0.2	2.0 Max.	4.0±0.2	1.25±0.2	2.5±0.2	2.3	1.4	4.2
APSWPA5040	Figure3	5.0±0.2	5.0±0.2	4.0 Max.	4.0±0.2	1.25±0.2	2.5±0.2	2.3	1.4	4.2
APSWPA5045	Figure3	5.0±0.2	5.0±0.2	4.5 Max.	4.0±0.2	1.30±0.2	2.5±0.2	2.3	1.4	4.2
APSWPA6020	Figure2	6.0±0.3	6.0±0.3	2.0 Max.	4.9±0.3	1.55±0.3	2.9±0.3	2.8	1.7	5.7
APSWPA6028	Figure2	6.0±0.3	6.0±0.3	2.8 Max.	4.9±0.3	1.55±0.3	2.9±0.3	2.8	1.7	5.7
APSWPA6040	Figure2	6.0±0.3	6.0±0.3	4.0 Max.	4.9±0.3	1.55±0.3	2.9±0.3	2.8	1.7	5.7
APSWPA6045	Figure2	6.0±0.3	6.0±0.3	4.5 Max.	4.9±0.3	1.55±0.3	2.9±0.3	2.8	1.7	5.7
APSWPA8040	Figure2	8.0±0.3	8.0±0.3	4.2 Max.	6.3±0.3	2.00±0.3	4.0±0.3	3.8	2.2	7.5
APSWPA8065	Figure3	8.0±0.3	8.0±0.3	6.5 Max.	6.3±0.3	2.00±0.3	4.0±0.3	3.8	2.2	7.5

- All products are printed with Marking except the 252010, 252012, 3010, 3012 and 3015.
- The 3010, 3012 and 3015 with Marking can be provided upon customer's request. Please contact your local sales.

Electrical Characteristics

● APSWPA252010 Series

Part Number	Inductance	Heat Rating Current		Saturation Current		Self-resonant Frequency	DC Resistance	Inductance Tolerance
	@100kHz,1V	Max.	Typ.	Max.	Typ.	Min.	Max.	M=±20% N=±30%
Units	µH	A		A		MHz	Ω	
Symbol	L	I _{rms}		I _{sat}		S.R.F	DCR	
APSWPA252010SR47□TF	0.47	2.35	2.56	2.50	3.35	206	0.056	N/M
APSWPA252010SR56□TF	0.56	2.00	2.18	2.90	3.20	160	0.072	N/M
APSWPA252010SR68□TF	0.68	2.00	2.18	2.20	2.75	129	0.074	N/M
APSWPA252010S1R0□TF	1	1.65	1.80	1.85	2.20	100	0.108	N/M
APSWPA252010S1R5□TF	1.5	1.30	1.42	1.80	2.10	81	0.182	N/M
APSWPA252010S2R2□TF	2.2	1.20	1.31	1.20	1.60	61	0.209	N/M
APSWPA252010S3R3MTF	3.3	0.90	0.98	1.05	1.30	47	0.328	M
APSWPA252010S4R7MTF	4.7	0.70	0.76	0.95	1.15	42	0.563	M
APSWPA252010S5R6MTF	5.6	0.73	0.80	0.80	0.95	35	0.563	M
APSWPA252010S6R8MTF	6.8	0.59	0.64	0.78	0.92	31	0.896	M
APSWPA252010S100MTF	10	0.50	0.55	0.65	0.78	27	1.092	M

● APSWPA252012 Series

Part Number	Inductance	Heat Rating Current		Saturation Current		Self-resonant Frequency	DC Resistance	Inductance Tolerance
	@100kHz,1V	Max.	Typ.	Max.	Typ.	Min.	Max.	M=±20% N=±30%
Units	µH	A		A		MHz	Ω	
Symbol	L	I _{rms}		I _{sat}		S.R.F	DCR	
APSWPA252012SR47□TF	0.47	2.15	2.34	3.82	4.27	160	0.061	N/M
APSWPA252012SR68□TF	0.68	1.95	2.13	3.28	3.68	140	0.074	N/M
APSWPA252012S1R0□TF	1	1.93	2.10	2.59	2.90	110	0.090	N/M
APSWPA252012S1R2□TF	1.2	1.46	1.59	2.38	2.67	100	0.129	N/M
APSWPA252012S1R5□TF	1.5	1.40	1.53	2.24	2.51	97	0.147	N/M
APSWPA252012S2R2□TF	2.2	1.15	1.25	1.85	2.07	69	0.216	N/M
APSWPA252012S2R7MTF	2.7	1.09	1.19	1.72	1.92	63	0.239	M
APSWPA252012S3R3MTF	3.3	1.04	1.13	1.61	1.80	62	0.264	M
APSWPA252012S3R6MTF	3.6	0.90	0.98	1.46	1.64	53	0.348	M
APSWPA252012S4R3MTF	4.3	0.87	0.95	1.37	1.53	51	0.377	M
APSWPA252012S4R7MTF	4.7	0.84	0.92	1.12	1.25	47	0.377	M
APSWPA252012S5R1MTF	5.1	0.75	0.82	1.23	1.37	44	0.500	M
APSWPA252012S5R6MTF	5.6	0.73	0.80	1.11	1.25	38	0.538	M
APSWPA252012S6R2MTF	6.2	0.73	0.80	1.03	1.16	38	0.542	M
APSWPA252012S6R8MTF	6.8	0.69	0.75	0.98	1.09	38	0.581	M
APSWPA252012S7R5MTF	7.5	0.68	0.74	0.97	1.09	35	0.611	M
APSWPA252012S8R2MTF	8.2	0.65	0.71	0.98	1.10	36	0.658	M
APSWPA252012S9R1MTF	9.1	0.62	0.68	0.91	1.02	34	0.690	M
APSWPA252012S100MTF	10	0.62	0.68	0.79	0.88	34	0.690	M
APSWPA252012S120MTF	12	0.51	0.56	0.78	0.88	28	1.075	M
APSWPA252012S150MTF	15	0.42	0.46	0.68	0.77	25	1.591	M
APSWPA252012S220MTF	22	0.38	0.41	0.53	0.59	20	1.976	M

Electrical Characteristics

● APSWPA3010 Series

Part Number	Inductance	Heat Rating Current		Saturation Current		Self-resonant Frequency	DC Resistance	Inductance Tolerance
	@100kHz,1V	Max.	Typ.	Max.	Typ.	Min.	Max.	M=±20% N=±30%
Units	µH	A		A		MHz	Ω	
Symbol	L	I _{rms}		I _{sat}		S.R.F	DCR	
APSWPA3010S1R0□TF	1	1.45	1.80	1.40	2.10	180	0.085	N/M
APSWPA3010S1R2□TF	1.2	1.45	1.80	1.25	1.70	137	0.085	N/M
APSWPA3010S1R5□TF	1.5	1.30	1.60	1.27	1.70	120	0.104	N/M
APSWPA3010S2R2□TF	2.2	1.09	1.40	1.15	1.50	100	0.143	N/M
APSWPA3010S2R7□TF	2.7	1.02	1.40	1.00	1.20	90	0.169	N/M
APSWPA3010S3R3□TF	3.3	0.96	1.20	0.97	1.20	74	0.189	N/M
APSWPA3010S3R6MTF	3.6	0.90	1.10	0.95	1.20	67	0.215	M
APSWPA3010S4R7MTF	4.7	0.77	1.10	0.75	1.05	59	0.293	M
APSWPA3010S5R6MTF	5.6	0.70	1.05	0.58	0.65	40	0.322	M
APSWPA3010S6R8MTF	6.8	0.66	0.96	0.55	0.72	42	0.397	M
APSWPA3010S8R2MTF	8.2	0.58	0.70	0.55	0.70	23	0.520	M
APSWPA3010S100MTF	10	0.58	0.70	0.55	0.75	39	0.520	M
APSWPA3010S120MTF	12	0.52	0.67	0.43	0.65	36	0.657	M
APSWPA3010S150MTF	15	0.47	0.57	0.42	0.57	30	0.793	M
APSWPA3010S220MTF	22	0.38	0.52	0.35	0.48	28	1.209	M
APSWPA3010S270MTF	27	0.35	0.50	0.30	0.45	25	1.404	M
APSWPA3010S330MTF	33	0.30	0.55	0.29	0.42	18	2.015	M
APSWPA3010S390MTF	39	0.28	0.53	0.28	0.38	18	2.275	M
APSWPA3010S430MTF	43	0.27	0.52	0.23	0.36	18	2.340	M
APSWPA3010S470MTF	47	0.26	0.52	0.22	0.35	18	2.535	M
APSWPA3010S510MTF	51	0.25	0.48	0.21	0.33	18	2.860	M
APSWPA3010S560MTF	56	0.24	0.35	0.21	0.28	16	3.016	M

● APSWPA3012 Series

Part Number	Inductance	Heat Rating Current		Saturation Current		Self-resonant Frequency	DC Resistance	Inductance Tolerance
	@100kHz,1V	Max.	Typ.	Max.	Typ.	Min.	Max.	M=±20% N=±30%
Units	µH	A		A		MHz	Ω	
Symbol	L	I _{rms}		I _{sat}		S.R.F	DCR	
APSWPA3012SR22□TF	0.22	3.00	3.30	5.30	6.00	321	0.022	N/M
APSWPA3012SR82□TF	0.82	2.47	3.00	2.05	2.80	180	0.039	N/M
APSWPA3012S1R0□TF	1	2.20	2.70	1.87	2.80	120	0.052	N/M
APSWPA3012S1R2□TF	1.2	2.01	2.20	2.22	2.50	120	0.059	N/M
APSWPA3012S1R5□TF	1.5	2.01	2.20	1.62	1.90	110	0.078	N/M
APSWPA3012S1R8□TF	1.8	1.65	1.80	1.30	1.90	90	0.082	N/M
APSWPA3012S2R2□TF	2.2	1.55	1.70	1.20	1.90	84	0.098	N/M
APSWPA3012S2R4□TF	2.4	1.60	1.70	1.15	1.50	100	0.088	N/M
APSWPA3012S2R7MTF	2.7	1.48	1.50	1.14	1.50	65	0.110	M
APSWPA3012S3R3MTF	3.3	1.36	1.40	1.05	1.50	64	0.130	M
APSWPA3012S3R6MTF	3.6	1.36	1.40	1.05	1.50	36	0.130	M
APSWPA3012S3R9MTF	3.9	1.24	1.30	1.00	1.30	61	0.189	M

Electrical Characteristics

● APSWPA3012 Series

Part Number	Inductance	Heat Rating Current		Saturation Current		Self-resonant Frequency	DC Resistance	Inductance Tolerance
	@100kHz,1V	Max.	Typ.	Max.	Typ.	Min.	Max.	
Units	μH	A		A		MHz	Ω	M=±20% N=±30%
Symbol	L	I _{rms}		I _{sat}		S.R.F	DCR	
APSWPA3012S4R7MTF	4.7	1.24	1.30	0.90	1.00	61	0.156	M
APSWPA3012S6R8MTF	6.8	0.98	1.10	0.75	0.90	61	0.247	M
APSWPA3012S100MTF	10	0.83	0.90	0.60	0.88	42	0.345	M
APSWPA3012S120MTF	12	0.73	0.84	0.48	0.67	32	0.449	M
APSWPA3012S150MTF	15	0.71	0.77	0.45	0.62	27	0.468	M
APSWPA3012S180MTF	18	0.58	0.65	0.43	0.59	25	0.709	M
APSWPA3012S220MTF	22	0.53	0.59	0.42	0.52	23	0.839	M
APSWPA3012S270MTF	27	0.47	0.51	0.35	0.48	21	1.131	M
APSWPA3012S330MTF	33	0.46	0.50	0.36	0.46	18	1.138	M
APSWPA3012S360MTF	36	0.44	0.48	0.34	0.44	18	1.235	M
APSWPA3012S390MTF	39	0.37	0.41	0.30	0.39	18	1.729	M
APSWPA3012S470MTF	47	0.35	0.40	0.27	0.35	14	1.885	M
APSWPA3012S560MTF	56	0.28	0.40	0.26	0.33	9	1.794	M
APSWPA3012S680MTF	68	0.33	0.37	0.24	0.29	7	2.171	M
APSWPA3012S820MTF	82	0.27	0.31	0.17	0.27	7	3.302	M
APSWPA3012S101MTF	100	0.25	0.29	0.21	0.23	5	3.718	M

● APSWPA3015 Series

Part Number	Inductance	Heat Rating Current		Saturation Current		Self-resonant Frequency	DC Resistance	Inductance Tolerance
	@100kHz,1V	Max.	Typ.	Max.	Typ.	Min.	Max.	
Units	μH	A		A		MHz	Ω	M=±20% N=±30%
Symbol	L	I _{rms}		I _{sat}		S.R.F	DCR	
APSWPA3015SR50□TF	0.5	2.60	2.80	3.90	4.20	162	0.039	N/M
APSWPA3015S1R0□TF	1	2.35	2.50	2.32	2.80	150	0.039	N/M
APSWPA3015S1R2□TF	1.2	1.95	2.30	2.21	3.10	110	0.052	N/M
APSWPA3015S1R5□TF	1.5	1.70	2.20	2.30	2.70	100	0.065	N/M
APSWPA3015S1R8□TF	1.8	1.70	2.20	1.75	2.20	92	0.065	N/M
APSWPA3015S2R2□TF	2.2	1.60	2.00	1.60	2.00	86	0.078	N/M
APSWPA3015S2R7□TF	2.7	1.43	1.90	1.52	1.90	64	0.098	N/M
APSWPA3015S3R3MTF	3.3	1.36	1.60	1.32	1.81	68	0.104	M
APSWPA3015S3R6MTF	3.6	1.20	1.50	1.28	1.60	59	0.137	M
APSWPA3015S3R9MTF	3.9	1.20	1.50	1.20	1.40	47	0.137	M
APSWPA3015S4R3MTF	4.3	1.14	1.30	1.20	1.40	53	0.150	M
APSWPA3015S4R7MTF	4.7	1.09	1.30	1.10	1.40	46	0.163	M
APSWPA3015S5R1MTF	5.1	1.05	1.20	1.00	1.20	49	0.173	M
APSWPA3015S6R2MTF	6.2	0.86	1.00	1.00	1.20	46	0.254	M
APSWPA3015S6R8MTF	6.8	0.85	1.10	0.85	1.10	39	0.260	M
APSWPA3015S100MTF	10	0.77	0.90	0.72	0.92	41	0.325	M
APSWPA3015S120MTF	12	0.68	0.89	0.70	0.90	32	0.416	M

Electrical Characteristics

● APSWPA3015 Series

Part Number	Inductance	Heat Rating Current		Saturation Current		Self-resonant Frequency	DC Resistance	Inductance Tolerance
	@100kHz,1V	Max.	Typ.	Max.	Typ.	Min.	Max.	
Units	μH	A		A		MHz	Ω	M=±20% N=±30%
Symbol	L	I _{rms}		I _{sat}		S.R.F	DCR	
APSWPA3015S150MTF	15	0.65	0.72	0.66	0.88	30	0.455	M
APSWPA3015S180MTF	18	0.59	0.72	0.56	0.72	23	0.559	M
APSWPA3015S220MTF	22	0.57	0.69	0.52	0.68	23	0.598	M
APSWPA3015S270MTF	27	0.45	0.56	0.48	0.56	22	0.949	M
APSWPA3015S330MTF	33	0.43	0.51	0.44	0.53	20	1.066	M
APSWPA3015S390MTF	39	0.39	0.44	0.41	0.55	14	1.294	M
APSWPA3015S430MTF	43	0.37	0.48	0.37	0.43	16	1.378	M
APSWPA3015S470MTF	47	0.35	0.44	0.35	0.43	14	1.625	M
APSWPA3015S560MTF	56	0.34	0.41	0.33	0.42	13	1.664	M
APSWPA3015S620MTF	62	0.30	0.41	0.30	0.40	13	2.093	M
APSWPA3015S680MTF	68	0.23	0.31	0.28	0.37	11	3.510	M
APSWPA3015S101MTF	100	0.21	0.25	0.23	0.25	7.2	4.043	M
APSWPA3015S151MTF	150	0.19	0.23	0.18	0.22	4.5	4.940	M

● APSWPA4010 Series

Part Number	Inductance	Heat Rating Current		Saturation Current		Self-resonant Frequency	DC Resistance	Inductance Tolerance
	@100kHz,1V	Max.	Typ.	Max.	Typ.	Min.	Max.	
Units	μH	A		A		MHz	Ω	M=±20% N=±30%
Symbol	L	I _{rms}		I _{sat}		S.R.F	DCR	
APSWPA4010S1R0□TF	1	1.90	2.40	2.00	2.30	104	0.067	N/M
APSWPA4010S1R5□TF	1.5	1.70	2.00	1.68	2.00	71	0.084	N/M
APSWPA4010S2R2MTF	2.2	1.50	2.00	1.20	1.50	52	0.102	M
APSWPA4010S3R3MTF	3.3	1.40	1.80	1.10	1.40	42	0.120	M
APSWPA4010S4R7MTF	4.7	1.20	1.50	0.95	1.10	30	0.168	M
APSWPA4010S6R8MTF	6.8	1.00	1.20	0.80	0.95	26	0.240	M
APSWPA4010S100MTF	10	0.75	1.00	0.62	0.75	19	0.360	M
APSWPA4010S150MTF	15	0.60	0.85	0.54	0.61	17	0.516	M
APSWPA4010S220MTF	22	0.50	0.75	0.45	0.52	11	0.684	M

Electrical Characteristics

● APSWP4012 Series

Part Number	Inductance	Heat Rating Current		Saturation Current		Self-resonant Frequency	DC Resistance	Inductance Tolerance
	@100kHz,1V	Max.	Typ.	Max.	Typ.	Min.	Max.	
Units	μH	A		A		MHz	Ω	M=±20% N=±30%
Symbol	L	I _{rms}		I _{sat}		S.R.F	DCR	
APSWPA4012SR82□TF	0.82	1.65	2.50	3.02	3.30	150	0.065	N/M
APSWPA4012S1R0□TF	1	1.65	2.50	2.61	3.20	120	0.065	N/M
APSWPA4012S1R5□TF	1.5	1.46	2.20	2.10	2.70	90	0.085	N/M
APSWPA4012S1R8□TF	1.8	1.32	1.90	2.12	2.60	88	0.104	N/M
APSWPA4012S2R2□TF	2.2	1.32	1.90	1.76	2.30	74	0.104	N/M
APSWPA4012S2R7□TF	2.7	1.25	1.70	1.90	2.30	71	0.117	N/M
APSWPA4012S3R3□TF	3.3	1.12	1.60	1.72	2.10	60	0.143	N/M
APSWPA4012S3R6□TF	3.6	1.12	1.60	1.20	1.70	57	0.143	N/M
APSWPA4012S4R3□TF	4.3	1.00	1.50	1.58	1.70	54	0.182	N/M
APSWPA4012S4R7□TF	4.7	1.05	1.50	1.15	1.80	50	0.163	N/M
APSWPA4012S5R1□TF	5.1	0.95	1.50	1.55	1.60	50	0.201	N/M
APSWPA4012S5R6□TF	5.6	1.00	1.20	1.00	1.60	42	0.182	N/M
APSWPA4012S6R8MTF	6.8	0.84	1.20	0.85	1.40	40	0.257	M
APSWPA4012S100MTF	10	0.77	1.00	0.80	1.10	33	0.345	M
APSWPA4012S120MTF	12	0.70	0.95	0.66	1.00	32	0.377	M
APSWPA4012S150MTF	15	0.64	0.85	0.56	0.80	25	0.442	M
APSWPA4012S180MTF	18	0.55	0.80	0.55	0.75	23	0.611	M
APSWPA4012S220MTF	22	0.49	0.75	0.46	0.70	20	0.763	M
APSWPA4012S270MTF	27	0.45	0.60	0.50	0.70	18	0.936	M
APSWPA4012S330MTF	33	0.42	0.58	0.42	0.60	17	1.053	M
APSWPA4012S360MTF	36	0.40	0.56	0.40	0.50	14	1.170	M
APSWPA4012S390MTF	39	0.37	0.50	0.55	0.66	16	1.430	M
APSWPA4012S470MTF	47	0.37	0.50	0.35	0.50	12	1.430	M
APSWPA4012S560MTF	56	0.33	0.46	0.33	0.45	11	1.625	M
APSWPA4012S680MTF	68	0.27	0.45	0.38	0.45	11	2.535	M
APSWPA4012S820MTF	82	0.26	0.36	0.28	0.40	11	2.782	M
APSWPA4012S101MTF	100	0.25	0.35	0.25	0.30	9.4	2.873	M

● APSWP4018 Series

Part Number	Inductance	Heat Rating Current		Saturation Current		Self-resonant Frequency	DC Resistance	Inductance Tolerance
	@100kHz,1V	Max.	Typ.	Max.	Typ.	Min.	Max.	
Units	μH	A		A		MHz	Ω	M=±20% N=±30%
Symbol	L	I _{rms}		I _{sat}		S.R.F	DCR	
APSWPA4018SR47□TF	0.47	4.00	4.50	4.30	5.20	155	0.018	N/M
APSWPA4018SR68□TF	0.68	3.30	3.80	4.90	5.60	128	0.026	N/M
APSWPA4018S1R0□TF	1	2.00	3.30	4.80	5.20	80	0.033	N/M
APSWPA4018S1R5□TF	1.5	1.80	3.20	3.35	4.00	65	0.039	N/M
APSWPA4018S1R8□TF	1.8	2.00	2.80	3.00	3.40	54	0.044	N/M
APSWPA4018S2R2□TF	2.2	1.65	2.60	2.70	3.20	52	0.059	N/M

Electrical Characteristics

● APSWP4018 Series

Part Number	Inductance	Heat Rating Current		Saturation Current		Self-resonant Frequency	DC Resistance	Inductance Tolerance
	@100kHz,1V	Max.	Typ.	Max.	Typ.	Min.	Max.	
Units	μH	A		A		MHz	Ω	M=±20% N=±30%
Symbol	L	I _{rms}		I _{sat}		S.R.F	DCR	
APSWPA4018S3R3MTF	3.3	1.23	2.10	2.45	2.90	44	0.091	M
APSWPA4018S4R7MTF	4.7	1.20	1.80	1.70	2.20	34	0.117	M
APSWPA4018S6R8MTF	6.8	1.06	1.50	1.45	2.00	29	0.143	M
APSWPA4018S100MTF	10	0.84	1.20	1.30	1.60	24	0.234	M
APSWPA4018S150MTF	15	0.65	1.00	0.94	1.10	19	0.325	M
APSWPA4018S220MTF	22	0.59	0.85	0.80	0.88	16	0.468	M
APSWPA4018S330MTF	33	0.49	0.72	0.56	0.75	12	0.689	M
APSWPA4018S470MTF	47	0.42	0.65	0.57	0.70	10	0.845	M
APSWPA4018S680MTF	68	0.32	0.52	0.47	0.51	8.3	1.300	M
APSWPA4018S101MTF	100	0.25	0.41	0.40	0.44	6.5	2.275	M
APSWPA4018S151MTF	150	0.22	0.36	0.31	0.34	5.5	3.250	M
APSWPA4018S221MTF	220	0.17	0.27	0.27	0.30	4	5.200	M

● APSWP4020 Series

Part Number	Inductance	Heat Rating Current		Saturation Current		Self-resonant Frequency	DC Resistance	Inductance Tolerance
	@100kHz,1V	Max.	Typ.	Max.	Typ.	Min.	Max.	
Units	μH	A		A		MHz	Ω	M=±20% N=±30%
Symbol	L	I _{rms}		I _{sat}		S.R.F	DCR	
APSWPA4020SR24MTF	0.24	4.50	5.20	10.50	12.50	283	0.014	M
APSWPA4020SR33□TF	0.33	3.30	4.90	7.50	8.50	223	0.016	N/M
APSWPA4020SR47□TF	0.47	3.30	3.70	7.00	7.50	160	0.029	N/M
APSWPA4020SR68□TF	0.68	2.80	3.30	6.40	6.60	120	0.036	N/M
APSWPA4020S1R0□TF	1	2.15	3.20	4.78	5.20	75	0.038	N/M
APSWPA4020S1R2□TF	1.2	2.15	3.20	5.10	5.60	72	0.038	N/M
APSWPA4020S1R5□TF	1.5	1.98	3.00	4.45	4.90	71	0.046	N/M
APSWPA4020S2R2□TF	2.2	1.85	2.80	3.40	3.70	49	0.052	N/M
APSWPA4020S3R3□TF	3.3	1.40	2.50	3.20	3.50	44	0.091	N/M
APSWPA4020S3R6□TF	3.6	1.54	2.50	2.80	3.00	49	0.072	N/M
APSWPA4020S4R7□TF	4.7	1.34	2.00	2.35	2.50	42	0.098	N/M
APSWPA4020S5R1MTF	5.1	1.27	1.80	2.30	2.50	42	0.111	M
APSWPA4020S5R6MTF	5.6	1.22	1.80	2.20	2.40	30	0.117	M
APSWPA4020S6R2MTF	6.2	1.08	1.60	2.15	2.30	36	0.150	M
APSWPA4020S6R8MTF	6.8	1.04	1.60	2.20	2.40	33	0.163	M
APSWPA4020S7R5MTF	7.5	1.08	1.50	1.85	2.00	30	0.150	M
APSWPA4020S8R2MTF	8.2	1.04	1.40	1.75	1.90	27	0.163	M
APSWPA4020S100MTF	10	0.90	1.20	1.60	1.70	26	0.215	M
APSWPA4020S120MTF	12	0.88	1.20	1.50	1.60	26	0.228	M
APSWPA4020S150MTF	15	0.77	1.10	1.35	1.50	24	0.299	M
APSWPA4020S220MTF	22	0.62	0.87	1.05	1.10	15	0.455	M

Electrical Characteristics

● APSWP4020 Series

Part Number	Inductance	Heat Rating Current		Saturation Current		Self-resonant Frequency	DC Resistance	Inductance Tolerance
	@100kHz,1V	Max.	Typ.	Max.	Typ.	Min.	Max.	M=±20% N=±30%
Units	μH	A		A		MHz	Ω	
Symbol	L	I _{rms}		I _{sat}		S.R.F	DCR	
APSWPA4020S270MTF	27	0.50	0.70	1.02	1.10	14	0.709	M
APSWPA4020S330MTF	33	0.49	0.68	0.85	0.93	11	0.715	M
APSWPA4020S390MTF	39	0.46	0.64	0.82	0.90	11	0.845	M
APSWPA4020S430MTF	43	0.45	0.63	0.77	0.85	10	0.858	M
APSWPA4020S470MTF	47	0.44	0.61	0.74	0.81	10	0.923	M
APSWPA4020S510MTF	51	0.42	0.59	0.70	0.77	10	0.975	M
APSWPA4020S560MTF	56	0.41	0.57	0.66	0.72	10	1.040	M
APSWPA4020S620MTF	62	0.39	0.52	0.65	0.71	9.6	1.170	M
APSWPA4020S680MTF	68	0.36	0.50	0.61	0.67	7.7	1.380	M
APSWPA4020S750MTF	75	0.35	0.49	0.70	0.77	7.7	1.510	M
APSWPA4020S820MTF	82	0.34	0.47	0.50	0.55	7.2	1.520	M
APSWPA4020S101MTF	100	0.31	0.43	0.48	0.53	6.3	2.020	M

● APSWP4026 Series

Part Number	Inductance	Heat Rating Current		Saturation Current		Self-resonant Frequency	DC Resistance	Inductance Tolerance
	@100kHz,1V	Max.	Typ.	Max.	Typ.	Min.	Max.	M=±20% N=±30%
Units	μH	A		A		MHz	Ω	
Symbol	L	I _{rms}		I _{sat}		S.R.F	DCR	
APSWPA4026S1R0□TF	1	3.05	3.66	3.35	3.72	151	0.031	N/M
APSWPA4026S1R2□TF	1.2	2.33	2.80	3.15	3.50	120	0.039	N/M
APSWPA4026S1R5□TF	1.5	2.33	2.80	2.44	2.71	100	0.039	N/M
APSWPA4026S2R2MTF	2.2	2.03	2.44	2.13	2.36	96	0.051	M
APSWPA4026S3R3MTF	3.3	1.73	2.08	1.83	2.03	58	0.064	M
APSWPA4026S4R7MTF	4.7	1.62	1.94	1.47	1.63	46	0.071	M
APSWPA4026S6R8MTF	6.8	1.52	1.82	1.32	1.47	33	0.084	M
APSWPA4026S100MTF	10	1.32	1.58	1.02	1.13	26	0.109	M
APSWPA4026S150MTF	15	1.12	1.34	0.91	1.01	19	0.142	M
APSWPA4026S220MTF	22	0.91	1.09	0.61	0.68	13	0.212	M
APSWPA4026S330MTF	33	0.71	0.85	0.56	0.62	9	0.347	M
APSWPA4026S470MTF	47	0.66	0.79	0.41	0.46	6	0.386	M

● APSWP4030 Series

Part Number	Inductance	Heat Rating Current		Saturation Current		Self-resonant Frequency	DC Resistance	Inductance Tolerance
	@100kHz,1V	Max.	Typ.	Max.	Typ.	Min.	Max.	M=±20% N=±30%
Units	μH	A		A		MHz	Ω	
Symbol	L	I _{rms}		I _{sat}		S.R.F	DCR	
APSWPA4030SR68□TF	0.68	4.56	5.10	6.80	8.00	130	0.013	N/M
APSWPA4030SR91□TF	0.91	4.15	4.70	6.25	6.80	100	0.017	N/M

Electrical Characteristics

● APSWP4030 Series

Part Number	Inductance	Heat Rating Current		Saturation Current		Self-resonant Frequency	DC Resistance	Inductance Tolerance
	@100kHz,1V	Max.	Typ.	Max.	Typ.	Min.	Max.	
Units	μH	A		A		MHz	Ω	M=±20% N=±30%
Symbol	L	I _{rms}		I _{sat}		S.R.F	DCR	
APSWPA4030S1R0□TF	1	4.15	4.70	5.26	5.70	70	0.018	N/M
APSWPA4030S1R2□TF	1.2	3.82	4.20	5.80	6.30	80	0.020	N/M
APSWPA4030S1R5□TF	1.5	3.34	3.60	4.84	5.30	62	0.026	N/M
APSWPA4030S1R8□TF	1.8	3.20	3.30	4.50	5.00	60	0.033	N/M
APSWPA4030S2R2□TF	2.2	2.95	3.20	4.90	5.80	52	0.039	N/M
APSWPA4030S3R3MTF	3.3	2.40	2.60	3.30	3.60	38	0.052	M
APSWPA4030S3R9MTF	3.9	2.10	2.30	3.00	3.30	32	0.074	M
APSWPA4030S4R3MTF	4.3	2.10	2.30	2.95	3.20	37	0.072	M
APSWPA4030S4R7MTF	4.7	2.00	2.30	2.90	3.20	31	0.078	M
APSWPA4030S5R6MTF	5.6	1.95	2.10	2.60	2.80	30	0.085	M
APSWPA4030S6R8MTF	6.8	1.60	1.70	2.75	3.00	24	0.117	M
APSWPA4030S7R5MTF	7.5	1.65	1.80	2.20	2.40	26	0.111	M
APSWPA4030S8R2MTF	8.2	1.60	1.70	2.10	2.30	26	0.117	M
APSWPA4030S100MTF	10	1.50	1.60	1.95	2.40	21	0.130	M
APSWPA4030S120MTF	12	1.30	1.40	1.70	1.80	18	0.176	M
APSWPA4030S150MTF	15	1.11	1.20	1.65	1.80	16	0.247	M
APSWPA4030S180MTF	18	1.10	1.20	1.40	1.50	10	0.260	M
APSWPA4030S220MTF	22	1.00	1.20	1.30	1.40	10	0.293	M
APSWPA4030S330MTF	33	0.84	0.92	1.10	1.20	10	0.429	M
APSWPA4030S360MTF	36	0.83	0.91	1.05	1.10	9.8	0.436	M
APSWPA4030S390MTF	39	0.73	0.80	1.03	1.10	10	0.566	M
APSWPA4030S470MTF	47	0.72	0.80	0.95	1.00	8.4	0.579	M
APSWPA4030S510MTF	51	0.70	0.80	0.90	1.13	8.4	0.611	M
APSWPA4030S560MTF	56	0.65	0.71	0.85	0.94	8.4	0.722	M
APSWPA4030S620MTF	62	0.63	0.70	0.80	0.99	7	0.760	M
APSWPA4030S680MTF	68	0.52	0.57	0.72	0.80	7	1.128	M
APSWPA4030S750MTF	75	0.48	0.53	0.70	0.88	6.3	1.326	M
APSWPA4030S820MTF	82	0.47	0.52	0.66	0.72	5.6	1.378	M
APSWPA4030S910MTF	91	0.46	0.50	0.65	0.71	5.6	1.430	M
APSWPA4030S101MTF	100	0.45	0.49	0.60	0.73	5.6	1.495	M
APSWPA4030S121MTF	120	0.42	0.46	0.55	0.60	5.4	1.755	M
APSWPA4030S151MTF	150	0.30	0.35	0.50	0.55	4	2.340	M
APSWPA4030S221MTF	220	0.35	0.40	0.40	0.50	4.2	3.250	M
APSWPA4030S331MTF	330	0.25	0.26	0.30	0.40	2.7	5.200	M
APSWPA4030S471□TF	470	0.20	0.23	0.30	0.35	2	9.360	K/M
APSWPA4030S501MTF	500	0.15	0.20	0.28	0.30	2	9.027	M
APSWPA4030S681MTF	680	0.14	0.18	0.19	0.20	1.2	9.854	M

Electrical Characteristics

● APSWP5012 Series

Part Number	Inductance	Heat Rating Current		Saturation Current		Self-resonant Frequency	DC Resistance	Inductance Tolerance
	@100kHz,1V	Max.	Typ.	Max.	Typ.	Min.	Max.	M=±20% N=±30%
Units	μH	A		A		MHz	Ω	
Symbol	L	I _{rms}		I _{sat}		S.R.F	DCR	
APSWPA5012S1R0□TF	1	2.00	2.40	4.40	4.70	103	0.068	N/M
APSWPA5012S1R5□TF	1.5	1.90	2.20	3.70	3.80	68	0.086	N/M
APSWPA5012S2R2□TF	2.2	1.70	2.00	3.10	3.20	50	0.108	N/M
APSWPA5012S3R3□TF	3.3	1.40	1.70	2.40	2.60	34	0.151	N/M
APSWPA5012S4R7□TF	4.7	1.30	1.50	2.20	2.30	31	0.197	N/M
APSWPA5012S6R8MTF	6.8	1.00	1.20	1.70	1.90	22	0.294	M
APSWPA5012S100MTF	10	0.85	1.00	1.40	1.50	17	0.413	M
APSWPA5012S150MTF	15	0.80	0.92	1.20	1.30	13	0.523	M
APSWPA5012S220MTF	22	0.60	0.68	0.88	0.98	16	0.858	M

● APSWP5020 Series

Part Number	Inductance	Heat Rating Current		Saturation Current		Self-resonant Frequency	DC Resistance	Inductance Tolerance
	@100kHz,1V	Max.	Typ.	Max.	Typ.	Min.	Max.	M=±20% N=±30%
Units	μH	A		A		MHz	Ω	
Symbol	L	I _{rms}		I _{sat}		S.R.F	DCR	
APSWPA5020SR22□TF	0.22	5.30	6.00	9.00	12.00	280	0.011	N/M
APSWPA5020SR24□TF	0.24	5.30	6.00	8.00	10.00	248	0.011	N/M
APSWPA5020SR47□TF	0.47	4.60	5.00	6.15	6.70	160	0.017	N/M
APSWPA5020SR56□TF	0.56	3.80	4.20	8.50	9.60	137	0.022	N/M
APSWPA5020SR68□TF	0.68	4.00	4.40	5.50	6.00	120	0.022	N/M
APSWPA5020SR75□TF	0.75	4.00	4.40	5.50	6.00	117	0.022	N/M
APSWPA5020S1R0□TF	1	3.80	4.10	4.10	5.00	114	0.026	N/M
APSWPA5020S1R2□TF	1.2	3.55	3.90	4.50	4.90	83	0.029	N/M
APSWPA5020S1R5□TF	1.5	3.20	3.50	4.10	4.50	68	0.034	N/M
APSWPA5020S2R2□TF	2.2	2.90	3.10	3.20	4.00	57	0.042	N/M
APSWPA5020S2R7□TF	2.7	2.70	2.90	2.90	3.50	52	0.049	N/M
APSWPA5020S3R0□TF	3	2.70	2.90	2.55	2.80	49	0.049	N/M
APSWPA5020S3R3□TF	3.3	2.50	2.70	2.55	3.00	46	0.056	N/M
APSWPA5020S3R6□TF	3.6	2.50	2.70	2.80	3.00	43	0.056	N/M
APSWPA5020S3R9□TF	3.9	2.50	2.70	2.30	2.80	40	0.056	N/M
APSWPA5020S4R3MTF	4.3	2.20	2.40	2.50	3.00	37	0.074	M
APSWPA5020S4R7MTF	4.7	2.20	2.40	2.50	2.70	37	0.074	M
APSWPA5020S5R1MTF	5.1	2.05	2.20	2.25	2.60	32	0.083	M
APSWPA5020S5R6MTF	5.6	2.05	2.20	2.30	2.50	32	0.083	M
APSWPA5020S6R8MTF	6.8	1.80	1.90	2.05	2.20	30	0.108	M
APSWPA5020S7R5MTF	7.5	1.75	1.90	1.85	2.00	26	0.117	M
APSWPA5020S8R2MTF	8.2	1.65	1.80	1.85	2.00	26	0.127	M
APSWPA5020S9R1MTF	9.1	1.55	1.70	1.70	1.80	24	0.143	M
APSWPA5020S100MTF	10	1.55	1.70	1.70	1.80	24	0.143	M

Electrical Characteristics

● APSWP5020 Series

Part Number	Inductance	Heat Rating Current		Saturation Current		Self-resonant Frequency	DC Resistance	Inductance Tolerance
	@100kHz,1V	Max.	Typ.	Max.	Typ.	Min.	Max.	
Units	μH	A		A		MHz	Ω	M=±20% N=±30%
Symbol	L	I _{rms}		I _{sat}		S.R.F	DCR	
APSWPA5020S120MTF	12	1.40	1.50	1.50	1.60	22	0.182	M
APSWPA5020S150MTF	15	1.25	1.30	1.35	1.40	20	0.215	M
APSWPA5020S180MTF	18	1.15	1.20	1.25	1.30	16	0.260	M
APSWPA5020S220MTF	22	1.10	1.20	1.15	1.20	14	0.294	M
APSWPA5020S330MTF	33	0.90	0.99	0.92	1.00	10	0.507	M
APSWPA5020S470MTF	47	0.77	0.84	0.77	0.84	7	0.680	M
APSWPA5020S560MTF	56	0.70	0.77	0.77	0.84	6	0.819	M
APSWPA5020S680MTF	68	0.64	0.70	0.65	0.70	6	0.962	M
APSWPA5020S820MTF	82	0.50	0.60	0.65	0.75	6	1.158	M
APSWPA5020S101MTF	100	0.53	0.58	0.53	0.58	6	1.430	M
APSWPA5020S121MTF	120	0.40	0.50	0.42	0.53	6	1.755	M
APSWPA5020S201MTF	200	0.40	0.45	0.30	0.33	4.5	2.600	M

● APSWP5040 Series

Part Number	Inductance	Heat Rating Current		Saturation Current		Self-resonant Frequency	DC Resistance	Inductance Tolerance
	@100kHz,1V	Max.	Typ.	Max.	Typ.	Min.	Max.	
Units	μH	A		A		MHz	Ω	M=±20% N=±30%
Symbol	L	I _{rms}		I _{sat}		S.R.F	DCR	
APSWPA5040SR22MTF	0.22	6.50	7.50	18.00	20.00	289	0.008	M
APSWPA5040SR24□TF	0.24	6.40	7.40	15.70	18.00	251	0.008	N/M
APSWPA5040SR47MTF	0.47	6.60	7.60	10.00	11.50	171	0.013	M
APSWPA5040S1R0□TF	1	4.90	5.10	7.35	8.20	117	0.018	N/M
APSWPA5040S1R2□TF	1.2	4.15	4.30	6.50	7.10	110	0.021	N/M
APSWPA5040S1R5□TF	1.5	4.30	4.80	6.30	7.30	86	0.020	N/M
APSWPA5040S1R8MTF	1.8	4.15	4.30	5.50	6.40	55	0.021	M
APSWPA5040S2R2□TF	2.2	3.80	4.30	4.90	5.60	50	0.027	N/M
APSWPA5040S2R7□TF	2.7	3.60	4.10	4.30	5.10	37	0.029	N/M
APSWPA5040S3R0□TF	3	3.60	4.20	4.15	4.80	37	0.029	N/M
APSWPA5040S3R3□TF	3.3	3.40	3.90	3.95	4.60	32	0.031	N/M
APSWPA5040S3R6MTF	3.6	3.30	3.70	3.80	4.40	30	0.031	M
APSWPA5040S3R9□TF	3.9	3.20	3.70	3.55	4.20	29	0.035	N/M
APSWPA5040S4R7□TF	4.7	3.00	3.30	3.50	3.90	28	0.041	N/M
APSWPA5040S5R6MTF	5.6	2.80	3.10	3.00	4.10	27	0.046	M
APSWPA5040S6R8MTF	6.8	2.50	2.80	2.90	3.50	21	0.056	M
APSWPA5040S8R2MTF	8.2	2.30	2.60	2.70	3.00	20	0.062	M
APSWPA5040S100MTF	10	2.10	2.40	2.35	2.90	18	0.083	M
APSWPA5040S120MTF	12	2.00	2.10	2.20	2.50	14	0.100	M
APSWPA5040S150MTF	15	2.00	2.10	2.00	2.30	13	0.112	M
APSWPA5040S180MTF	18	1.45	1.65	1.70	2.00	12	0.155	M

Electrical Characteristics

● APSWP5040 Series

Part Number	Inductance	Heat Rating Current		Saturation Current		Self-resonant Frequency	DC Resistance	Inductance Tolerance
	@100kHz,1V	Max.	Typ.	Max.	Typ.	Min.	Max.	
Units	μH	A		A		MHz	Ω	M=±20% N=±30%
Symbol	L	I _{rms}		I _{sat}		S.R.F	DCR	
APSWPA5040S220MTF	22	1.50	1.60	1.60	1.90	11	0.168	M
APSWPA5040S270MTF	27	1.10	1.25	1.52	1.75	9.8	0.244	M
APSWPA5040S330MTF	33	1.20	1.40	1.30	1.50	9	0.244	M
APSWPA5040S470MTF	47	1.00	1.10	1.10	1.30	7	0.354	M
APSWPA5040S510MTF	51	1.00	1.10	1.00	1.20	6	0.494	M
APSWPA5040S560MTF	56	0.80	0.90	1.05	1.20	6	0.494	M
APSWPA5040S680MTF	68	0.80	0.90	0.90	1.10	6	0.520	M
APSWPA5040S750MTF	75	0.72	0.80	0.85	0.95	6	0.585	M
APSWPA5040S101MTF	100	0.70	0.80	0.75	0.90	5	0.728	M
APSWPA5040S151MTF	150	0.60	0.70	0.65	0.67	3.7	0.975	M
APSWPA5040S221MTF	220	0.40	0.50	0.48	0.55	3	1.820	M
APSWPA5040S301MTF	300	0.35	0.40	0.50	0.58	2.7	2.600	M
APSWPA5040S331MTF	330	0.40	0.50	0.42	0.47	2.7	2.730	M
APSWPA5040S471MTF	470	0.35	0.40	0.37	0.43	2.7	3.900	M
APSWPA5040S561MTF	560	0.31	0.35	0.31	0.36	1.5	4.920	M
APSWPA5040S681MTF	680	0.25	0.30	0.30	0.35	1.6	5.070	M
APSWPA5040S102MTF	1000	0.20	0.23	0.21	0.25	1.3	7.800	M

● APSWP5045 Series

Part Number	Inductance	Heat Rating Current		Saturation Current		Self-resonant Frequency	DC Resistance	Inductance Tolerance
	@100kHz,1V	Max.	Typ.	Max.	Typ.	Min.	Max.	
Units	μH	A		A		MHz	Ω	M=±20% N=±30%
Symbol	L	I _{rms}		I _{sat}		S.R.F	DCR	
APSWPA5045S2R2MTF	2.2	4.70	5.40	6.40	7.20	50	0.029	M
APSWPA5045S100MTF	10	2.50	2.90	3.20	3.70	17	0.079	M
APSWPA5045S220MTF	22	1.55	1.80	2.00	2.35	10	0.163	M

● APSWP6020 Series

Part Number	Inductance	Heat Rating Current		Saturation Current		Self-resonant Frequency	DC Resistance	Inductance Tolerance
	@100kHz,1V	Max.	Typ.	Max.	Typ.	Min.	Max.	
Units	μH	A		A		MHz	Ω	M=±20% N=±30%
Symbol	L	I _{rms}		I _{sat}		S.R.F	DCR	
APSWPA6020SR50□TF	0.5	4.00	5.00	4.50	6.00	120	0.018	N/M
APSWPA6020SR68□TF	0.68	3.80	4.80	6.55	7.80	115	0.022	N/M
APSWPA6020SR82□TF	0.82	3.80	4.80	5.30	6.30	110	0.022	N/M
APSWPA6020S1R0□TF	1	3.50	4.40	4.15	5.00	100	0.026	N/M
APSWPA6020S1R2□TF	1.2	3.20	4.00	5.90	7.00	88	0.029	N/M
APSWPA6020S1R5□TF	1.5	3.20	4.00	4.25	5.10	79	0.029	N/M

Electrical Characteristics

● APSWP6020 Series

Part Number	Inductance	Heat Rating Current		Saturation Current		Self-resonant Frequency	DC Resistance	Inductance Tolerance
	@100kHz,1V	Max.	Typ.	Max.	Typ.	Min.	Max.	
Units	μH	A		A		MHz	Ω	M=±20% N=±30%
Symbol	L	I _{rms}		I _{sat}		S.R.F	DCR	
APSWPA6020S1R8□TF	1.8	2.75	3.50	4.85	5.80	68	0.036	N/M
APSWPA6020S2R0□TF	2	2.60	3.30	4.10	4.90	65	0.046	N/M
APSWPA6020S2R2□TF	2.2	2.75	3.50	3.75	4.50	61	0.036	N/M
APSWPA6020S2R7□TF	2.7	2.60	3.30	3.90	4.60	56	0.046	N/M
APSWPA6020S3R3□TF	3.3	2.60	3.30	3.15	3.70	51	0.046	N/M
APSWPA6020S3R9□TF	3.9	2.10	2.60	3.25	3.90	45	0.064	N/M
APSWPA6020S4R3□TF	4.3	2.10	2.60	2.70	3.20	44	0.064	N/M
APSWPA6020S4R7□TF	4.7	2.00	2.50	3.00	3.60	41	0.075	N/M
APSWPA6020S5R6□TF	5.6	1.90	2.40	2.40	2.90	36	0.075	N/M
APSWPA6020S6R2□TF	6.2	1.80	2.30	2.30	2.70	31	0.103	N/M
APSWPA6020S6R8□TF	6.8	1.80	2.30	2.20	2.60	31	0.103	N/M
APSWPA6020S8R2□TF	8.2	1.40	1.80	2.10	2.50	27	0.137	N/M
APSWPA6020S100MTF	10	1.40	1.80	1.75	2.10	27	0.137	M
APSWPA6020S120MTF	12	1.30	1.60	1.45	1.70	25	0.156	M
APSWPA6020S150MTF	15	1.20	1.50	1.20	1.40	21	0.189	M
APSWPA6020S180MTF	18	1.08	1.40	1.20	1.40	18	0.234	M
APSWPA6020S220MTF	22	1.00	1.30	1.05	1.20	16	0.265	M
APSWPA6020S330MTF	33	0.84	1.05	0.95	1.10	11	0.390	M
APSWPA6020S470MTF	47	0.80	0.90	0.70	0.90	10	0.559	M
APSWPA6020S331MTF	330	0.33	0.39	0.27	0.33	3	3.419	M

● APSWP6028 Series

Part Number	Inductance	Heat Rating Current		Saturation Current		Self-resonant Frequency	DC Resistance	Inductance Tolerance
	@100kHz,1V	Max.	Typ.	Max.	Typ.	Min.	Max.	
Units	μH	A		A		MHz	Ω	M=±20% N=±30%
Symbol	L	I _{rms}		I _{sat}		S.R.F	DCR	
APSWPA6028SR82□TF	0.82	5.20	6.00	6.50	9.00	97	0.016	N/M
APSWPA6028S1R0□TF	1	5.20	5.70	5.75	7.00	70	0.013	N/M
APSWPA6028S1R2□TF	1.2	4.58	5.00	6.40	7.50	69	0.017	N/M
APSWPA6028S1R5□TF	1.5	4.58	5.00	6.00	6.60	65	0.017	N/M
APSWPA6028S2R2□TF	2.2	3.75	4.10	5.10	5.60	48	0.026	N/M
APSWPA6028S2R7□TF	2.7	3.75	4.10	3.80	4.10	48	0.026	N/M
APSWPA6028S3R3□TF	3.3	3.48	3.80	4.15	4.50	41	0.033	N/M
APSWPA6028S4R7□TF	4.7	3.08	3.40	3.00	3.30	35	0.039	N/M
APSWPA6028S5R1□TF	5.1	2.60	2.80	3.20	3.50	32	0.056	N/M
APSWPA6028S6R2MTF	6.2	2.40	2.60	3.05	3.30	30	0.061	M
APSWPA6028S6R8MTF	6.8	2.40	2.60	2.60	3.00	27	0.061	M
APSWPA6028S8R2MTF	8.2	2.25	2.50	2.30	2.50	24	0.072	M
APSWPA6028S9R1MTF	9.1	2.15	2.40	2.55	2.80	24	0.096	M

Electrical Characteristics

● APSWP6028 Series

Part Number	Inductance	Heat Rating Current		Saturation Current		Self-resonant Frequency	DC Resistance	Inductance Tolerance
	@100kHz,1V	Max.	Typ.	Max.	Typ.	Min.	Max.	
Units	μH	A		A		MHz	Ω	M=±20% N=±30%
Symbol	L	Irms		Isat		S.R.F	DCR	
APSWPA6028S100MTF	10	1.95	2.40	2.04	2.50	23	0.094	M
APSWPA6028S120MTF	12	1.85	2.00	1.80	2.00	18	0.104	M
APSWPA6028S150MTF	15	1.45	1.60	1.75	1.90	18	0.163	M
APSWPA6028S180MTF	18	1.45	1.60	1.52	1.80	15	0.156	M
APSWPA6028S220MTF	22	1.40	1.60	1.45	1.80	14	0.182	M
APSWPA6028S270MTF	27	1.32	1.40	1.50	1.60	13	0.202	M
APSWPA6028S330MTF	33	1.22	1.30	1.35	1.50	12	0.241	M
APSWPA6028S360MTF	36	1.13	1.20	1.25	1.40	11	0.280	M
APSWPA6028S390MTF	39	1.10	1.20	1.25	1.40	11	0.293	M
APSWPA6028S470MTF	47	1.06	1.10	1.15	1.30	9.5	0.410	M
APSWPA6028S560MTF	56	0.89	1.00	1.05	1.20	8.2	0.449	M
APSWPA6028S680MTF	68	0.86	0.95	0.80	0.95	7.7	0.468	M
APSWPA6028S750MTF	75	0.81	0.90	0.90	0.99	7.7	0.533	M
APSWPA6028S820MTF	82	0.70	0.77	0.80	0.88	7.7	0.650	M
APSWPA6028S101MTF	100	0.70	0.77	0.65	0.71	7.1	0.650	M
APSWPA6028S401MTF	400	0.40	0.45	0.30	0.33	2.8	2.808	M
APSWPA6028S102MTF	1000	0.23	0.26	0.18	0.22	1.5	7.540	M

● APSWP6040 Series

Part Number	Inductance	Heat Rating Current		Saturation Current		Self-resonant Frequency	DC Resistance	Inductance Tolerance
	@100kHz,1V	Max.	Typ.	Max.	Typ.	Min.	Max.	
Units	μH	A		A		MHz	Ω	M=±20% N=±30%
Symbol	L	Irms		Isat		S.R.F	DCR	
APSWPA6040S100MTF	10	2.45	2.80	3.20	3.50	16	0.062	M
APSWPA6040S150MTF	15	2.05	2.35	2.50	3.00	13	0.088	M

● APSWP6045 Series

Part Number	Inductance	Heat Rating Current		Saturation Current		Self-resonant Frequency	DC Resistance	Inductance Tolerance
	@100kHz,1V	Max.	Typ.	Max.	Typ.	Min.	Max.	
Units	μH	A		A		MHz	Ω	M=±20% N=±30%
Symbol	L	Irms		Isat		S.R.F	DCR	
APSWPA6045SR47□TF	0.47	6.50	6.60	15.00	16.50	155	0.008	N / M
APSWPA6045SR56□TF	0.56	6.50	6.60	14.00	15.00	142	0.008	N / M
APSWPA6045SR68□TF	0.68	5.70	6.50	11.00	12.00	99	0.008	N / M
APSWPA6045SR82□TF	0.82	5.90	6.50	10.35	11.00	140	0.010	N / M
APSWPA6045S1R0□TF	1	5.14	5.60	9.85	10.00	100	0.014	N / M
APSWPA6045S1R2□TF	1.2	5.40	5.90	8.35	9.10	100	0.013	N / M
APSWPA6045S1R3□TF	1.3	5.40	5.90	8.35	9.10	100	0.013	N / M

Electrical Characteristics

● APSWP6045 Series

Part Number	Inductance	Heat Rating Current		Saturation Current		Self-resonant Frequency	DC Resistance	Inductance Tolerance
	@100kHz,1V	Max.	Typ.	Max.	Typ.	Min.	Max.	
Units	μH	A		A		MHz	Ω	M=±20% N=±30%
Symbol	L	I _{rms}		I _{sat}		S.R.F	DCR	
APSWPA6045S1R5□TF	1.5	4.95	5.40	8.80	9.70	65	0.016	N/M
APSWPA6045S1R8□TF	1.8	4.95	5.40	7.60	8.40	74	0.016	N/M
APSWPA6045S2R2□TF	2.2	4.60	5.00	6.75	7.40	52	0.023	N/M
APSWPA6045S2R3□TF	2.3	3.50	3.80	6.00	6.60	60	0.027	N/M
APSWPA6045S2R7□TF	2.7	4.30	4.70	5.75	6.30	38	0.020	N/M
APSWPA6045S3R0□TF	3	3.80	4.20	5.60	6.20	35	0.026	N/M
APSWPA6045S3R3□TF	3.3	3.70	4.00	5.90	6.20	32	0.027	N/M
APSWPA6045S3R6□TF	3.6	3.70	4.00	5.25	5.70	28	0.027	N/M
APSWPA6045S4R3MTF	4.3	3.50	3.80	4.45	4.90	23	0.030	M
APSWPA6045S4R5MTF	4.5	3.30	3.60	4.97	5.50	24	0.034	M
APSWPA6045S4R7MTF	4.7	3.30	3.60	4.97	5.50	24	0.034	M
APSWPA6045S5R1MTF	5.1	3.30	3.60	4.40	4.80	23	0.034	M
APSWPA6045S5R6MTF	5.6	3.15	3.40	4.15	4.60	23	0.038	M
APSWPA6045S6R2MTF	6.2	3.00	3.30	4.43	4.80	26	0.040	M
APSWPA6045S6R3MTF	6.3	3.00	3.30	4.43	4.70	26	0.040	M
APSWPA6045S6R8MTF	6.8	3.00	3.30	3.90	4.30	20	0.040	M
APSWPA6045S7R5MTF	7.5	2.90	3.20	3.50	3.80	18	0.044	M
APSWPA6045S8R2MTF	8.2	2.60	2.80	3.90	4.30	21	0.060	M
APSWPA6045S9R1MTF	9.1	2.60	2.80	3.35	3.70	17	0.056	M
APSWPA6045S100MTF	10	2.45	2.70	3.20	3.50	15	0.062	M
APSWPA6045S120MTF	12	2.20	2.40	2.80	3.00	13	0.075	M
APSWPA6045S150MTF	15	2.05	2.20	2.50	2.70	12	0.088	M
APSWPA6045S180MTF	18	1.85	2.00	2.20	2.40	10	0.105	M
APSWPA6045S220MTF	22	1.80	2.00	2.05	2.20	10	0.116	M
APSWPA6045S270MTF	27	1.65	1.80	1.90	2.10	9.2	0.133	M
APSWPA6045S300MTF	30	1.50	1.60	1.70	1.80	7.8	0.172	M
APSWPA6045S330MTF	33	1.45	1.60	1.65	1.80	7.8	0.178	M
APSWPA6045S360MTF	36	1.40	1.50	1.62	1.80	7.8	0.225	M
APSWPA6045S390MTF	39	1.25	1.40	1.50	1.60	7.8	0.234	M
APSWPA6045S430MTF	43	1.20	1.30	1.63	1.80	7.7	0.260	M
APSWPA6045S470MTF	47	1.20	1.30	1.40	1.50	6.4	0.260	M
APSWPA6045S510MTF	51	1.15	1.20	1.35	1.50	6.4	0.269	M
APSWPA6045S560MTF	56	1.10	1.20	1.30	1.40	6.4	0.287	M
APSWPA6045S620MTF	62	1.10	1.20	1.25	1.40	6.4	0.306	M
APSWPA6045S680MTF	68	1.00	1.10	1.20	1.30	6.4	0.376	M
APSWPA6045S750MTF	75	0.95	1.00	1.15	1.20	5	0.397	M
APSWPA6045S820MTF	82	0.90	0.99	1.05	1.10	4.9	0.500	M
APSWPA6045S910MTF	91	0.85	0.94	1.00	1.10	4.9	0.467	M
APSWPA6045S101MTF	100	0.80	0.88	0.95	1.00	4.2	0.563	M
APSWPA6045S121MTF	120	0.77	0.85	0.85	0.94	4.2	0.629	M

Electrical Characteristics

● APSWP6045 Series

Part Number	Inductance	Heat Rating Current		Saturation Current		Self-resonant Frequency	DC Resistance	Inductance Tolerance
	@100kHz,1V	Max.	Typ.	Max.	Typ.	Min.	Max.	
Units	μH	A		A		MHz	Ω	M=±20% N=±30%
Symbol	L	I _{rms}		I _{sat}		S.R.F	DCR	
APSWPA6045S151MTF	150	0.70	0.77	0.80	0.88	4.2	0.754	M
APSWPA6045S221MTF	220	0.59	0.65	0.70	0.77	3.5	1.084	M
APSWPA6045S331MTF	330	0.57	0.63	0.57	0.63	2.8	1.651	M
APSWPA6045S471MTF	470	0.42	0.48	0.50	0.56	2	2.340	M
APSWPA6045S681MTF	680	0.33	0.38	0.42	0.46	1.7	3.250	M
APSWPA6045S102MTF	1000	0.30	0.35	0.30	0.35	1.3	5.850	M

● APSWP8040 Series

Part Number	Inductance	Heat Rating Current		Saturation Current		Self-resonant Frequency	DC Resistance	Inductance Tolerance
	@100kHz,1V	Max.	Typ.	Max.	Typ.	Min.	Max.	
Units	μH	A		A		MHz	Ω	M=±20% N=±30%
Symbol	L	I _{rms}		I _{sat}		S.R.F	DCR	
APSWPA8040SR82□TF	0.82	6.30	6.90	13.80	16.00	94	0.010	N/M
APSWPA8040S1R0□TF	1	6.30	6.90	9.85	14.00	89	0.010	N/M
APSWPA8040S1R2□TF	1.2	5.65	6.20	10.00	14.00	59	0.013	N/M
APSWPA8040S1R5□TF	1.5	5.65	6.20	8.15	11.00	67	0.013	N/M
APSWPA8040S2R0□TF	2	5.15	5.60	9.25	10.00	43	0.016	N/M
APSWPA8040S2R2□TF	2.2	5.15	5.60	7.10	8.00	41	0.016	N/M
APSWPA8040S3R0□TF	3	4.70	5.20	6.10	7.00	32	0.018	N/M
APSWPA8040S3R3□TF	3.3	4.40	4.80	6.50	7.00	27	0.022	N/M
APSWPA8040S3R6□TF	3.6	4.35	4.80	7.52	8.50	30	0.022	N/M
APSWPA8040S3R9□TF	3.9	4.35	4.80	5.75	6.50	26	0.022	N/M
APSWPA8040S4R7□TF	4.7	4.10	4.50	5.90	6.50	24	0.025	N/M
APSWPA8040S5R1□TF	5.1	4.05	4.40	4.70	5.40	22	0.025	N/M
APSWPA8040S5R6□TF	5.6	3.85	4.20	6.00	6.90	24	0.027	N/M
APSWPA8040S6R2□TF	6.2	3.85	4.20	4.45	5.10	20	0.027	N/M
APSWPA8040S6R8MTF	6.8	3.60	4.00	4.55	5.20	20	0.031	M
APSWPA8040S8R2MTF	8.2	3.45	3.80	4.20	4.80	17	0.034	M
APSWPA8040S100MTF	10	3.30	3.60	3.60	4.10	15	0.038	M
APSWPA8040S120MTF	12	2.80	3.00	3.50	4.00	13	0.053	M
APSWPA8040S150MTF	15	2.60	2.80	2.95	3.40	12	0.061	M
APSWPA8040S180MTF	18	2.40	2.60	2.70	3.10	11	0.069	M
APSWPA8040S220MTF	22	2.10	2.30	2.40	2.70	9.5	0.090	M
APSWPA8040S270MTF	27	2.00	2.20	2.15	2.50	9.2	0.101	M
APSWPA8040S330MTF	33	1.80	2.00	2.05	2.40	7.8	0.126	M
APSWPA8040S360MTF	36	1.75	1.90	2.00	2.30	7.8	0.133	M
APSWPA8040S390MTF	39	1.70	1.90	1.95	2.20	7.8	0.139	M
APSWPA8040S430MTF	43	1.65	1.80	1.90	2.20	7.8	0.147	M
APSWPA8040S470MTF	47	1.55	1.70	1.75	2.00	6.4	0.177	M

Electrical Characteristics

● APSWP8040 Series

Part Number	Inductance	Heat Rating Current		Saturation Current		Self-resonant Frequency	DC Resistance	Inductance Tolerance
	@100kHz,1V	Max.	Typ.	Max.	Typ.	Min.	Max.	
Units	μH	A		A		MHz	Ω	M=±20% N=±30%
Symbol	L	I _{rms}		I _{sat}		S.R.F	DCR	
APSWPA8040S510MTF	51	1.50	1.60	1.70	1.90	6.4	0.185	M
APSWPA8040S560MTF	56	1.45	1.60	1.55	1.70	6.4	0.192	M
APSWPA8040S620MTF	62	1.30	1.40	1.50	1.60	6.4	0.237	M
APSWPA8040S680MTF	68	1.25	1.40	1.45	1.60	4.9	0.255	M
APSWPA8040S750MTF	75	1.20	1.30	1.35	1.50	4.9	0.274	M
APSWPA8040S820MTF	82	1.15	1.20	1.30	1.40	5.9	0.293	M
APSWPA8040S910MTF	91	1.05	1.10	1.20	1.30	4.9	0.354	M
APSWPA8040S101MTF	100	1.00	1.10	1.15	1.30	4.2	0.377	M
APSWPA8040S121MTF	120	0.95	1.00	1.05	1.10	3.5	0.434	M
APSWPA8040S151MTF	150	0.85	0.94	1.10	1.20	3.5	0.533	M
APSWPA8040S181MTF	180	0.83	0.92	0.95	1.15	3.5	0.676	M
APSWPA8040S221MTF	220	0.80	0.88	0.85	0.94	3.5	0.779	M
APSWPA8040S331MTF	330	0.64	0.70	0.68	0.75	2.8	1.156	M
APSWPA8040S471MTF	470	0.50	0.60	0.60	0.70	2.1	1.625	M

● APSWP8065 Series

Part Number	Inductance	Heat Rating Current		Saturation Current		Self-resonant Frequency	DC Resistance	Inductance Tolerance
	@100kHz,1V	Max.	Typ.	Max.	Typ.	Min.	Max.	
Units	μH	A		A		MHz	Ω	M=±20% N=±30%
Symbol	L	I _{rms}		I _{sat}		S.R.F	DCR	
APSWPA8065SR68MTF	0.68	7.50	8.50	24.00	26.00	100	0.008	M
APSWPA8065S1R0MTF	1	7.00	8.00	20.00	22.00	96	0.011	M
APSWPA8065S2R2MTF	2.2	5.20	4.50	13.80	12.00	45	0.016	M
APSWPA8065S3R3MTF	3.3	5.10	5.90	9.50	10.00	27	0.018	M
APSWPA8065S4R7MTF	4.7	4.70	5.40	8.50	9.50	18	0.022	M
APSWPA8065S5R6MTF	5.6	4.50	5.20	8.00	9.00	17	0.026	M
APSWPA8065S6R8MTF	6.8	4.50	5.20	7.50	8.00	16	0.026	M
APSWPA8065S8R2MTF	8.2	4.20	4.80	7.00	7.70	15	0.031	M
APSWPA8065S100MTF	10	3.20	3.70	8.00	8.90	13	0.044	M
APSWPA8065S150MTF	15	3.25	3.75	5.70	6.70	10	0.053	M
APSWPA8065S220MTF	22	2.70	3.10	4.30	4.80	8	0.072	M
APSWPA8065S470MTF	47	1.85	2.15	3.40	3.70	7	0.152	M
APSWPA8065S560MTF	56	1.35	1.55	3.20	3.70	6	0.198	M
APSWPA8065S680MTF	68	1.55	1.80	2.70	3.20	5	0.218	M
APSWPA8065S101MTF	100	1.35	1.45	2.00	2.40	3.1	0.280	M
APSWPA8065S151MTF	150	0.95	1.10	1.60	2.00	2.5	0.440	M
APSWPA8065S221MTF	220	0.80	0.90	1.20	1.50	2	0.656	M
APSWPA8065S331MTF	330	0.75	0.85	1.00	1.20	1.7	0.840	M
APSWPA8065S471MTF	470	0.55	0.65	1.00	1.20	1.4	1.560	M

Electrical Characteristics

● APSWP8065 Series

Part Number	Inductance	Heat Rating Current		Saturation Current		Self-resonant Frequency	DC Resistance	Inductance Tolerance
	@100kHz,1V	Max.	Typ.	Max.	Typ.	Min.	Max.	
Units	μH	A		A		MHz	Ω	M=±20% N=±30%
Symbol	L	I _{rms}		I _{sat}		S.R.F	DCR	
APSWPA8065S681MTF	680	0.52	0.60	0.85	1.00	1	1.944	
APSWPA8065S102MTF	1000	0.40	0.45	0.65	0.73	1.1	2.820	M

△1: All test data is referenced to 20°C ambient;

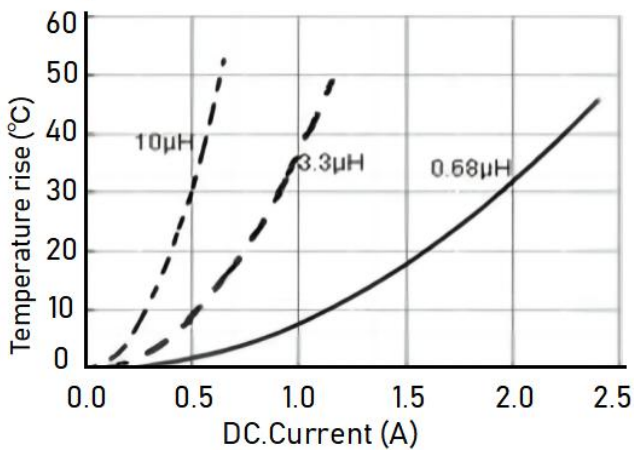
△2: Rated current: I_{sat} or I_{rms}, whichever is smaller;

△3: I_{rms}: DC current that causes the temperature rise (ΔT =40°C) from 20°C ambient.

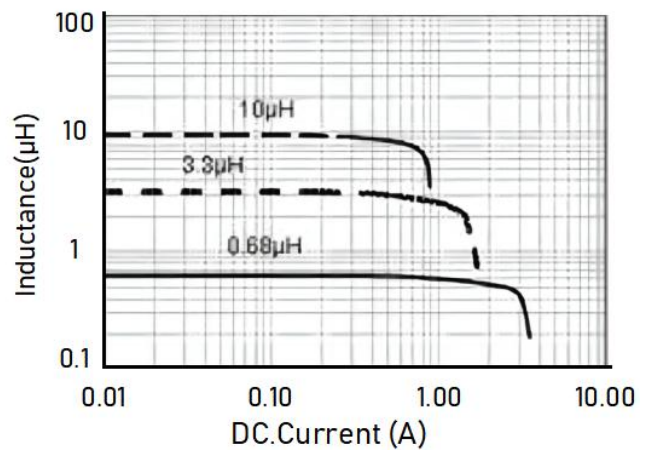
TYPICAL ELECTRICAL CHARACTERISTICS

APSWPA252010 Series

Temperature vs. DC Current Characteristics



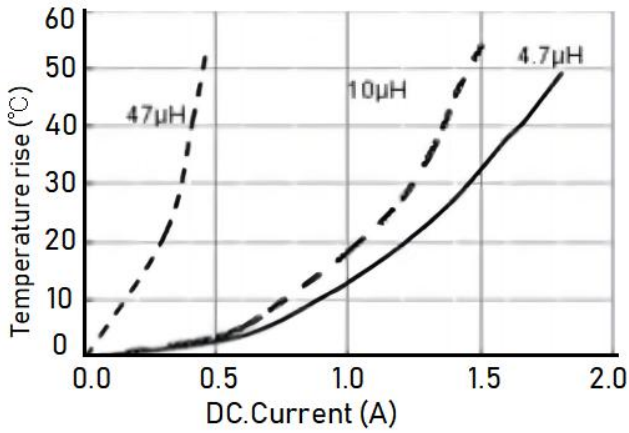
Inductance vs. DC Current Characteristics



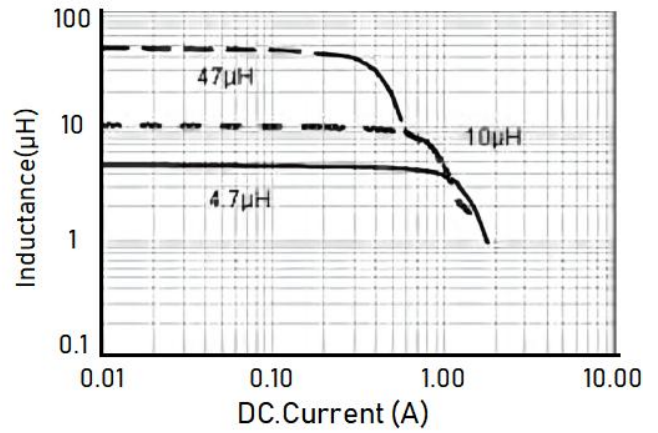
TYPICAL ELECTRICAL CHARACTERISTICS

APSWPA252012 Series

Temperature vs. DC Current Characteristics

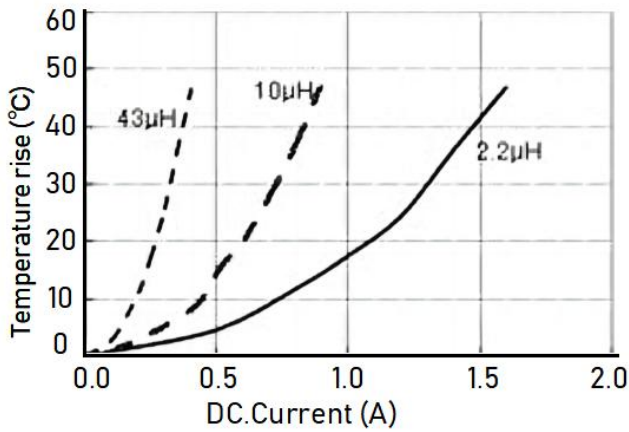


Inductance vs. DC Current Characteristics

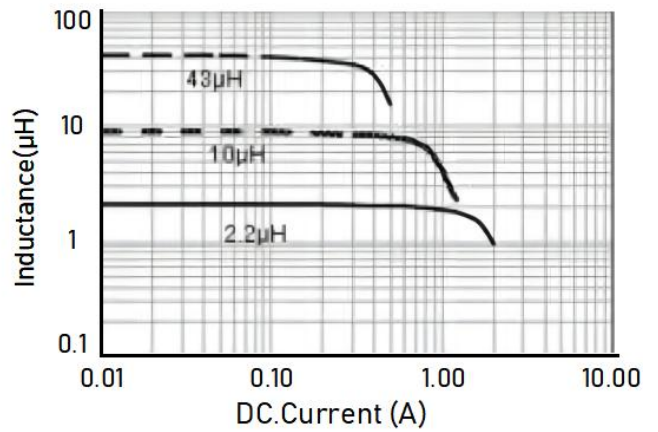


APSWPA3010 Series

Temperature vs. DC Current Characteristics

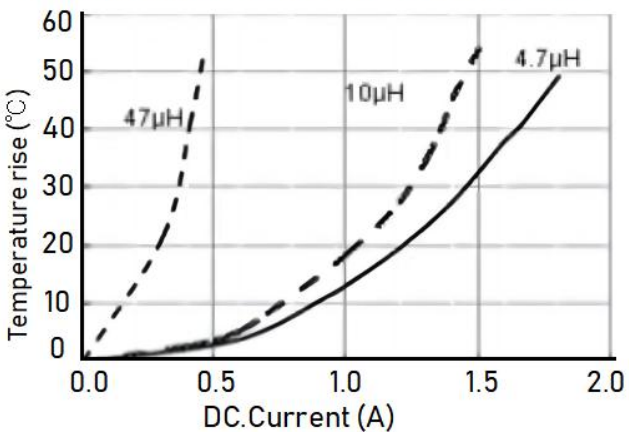


Inductance vs. DC Current Characteristics

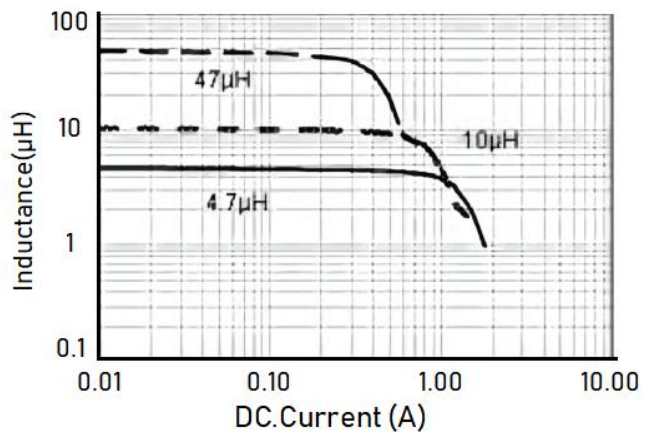


APSWPA3012 Series

Temperature vs. DC Current Characteristics



Inductance vs. DC Current Characteristics



TYPICAL ELECTRICAL CHARACTERISTICS

APSWPA3015 Series

Temperature vs. DC Current Characteristics



Inductance vs. DC Current Characteristics



APSWPA4010 Series

Temperature vs. DC Current Characteristics



Inductance vs. DC Current Characteristics



APSWPA4012 Series

Temperature vs. DC Current Characteristics



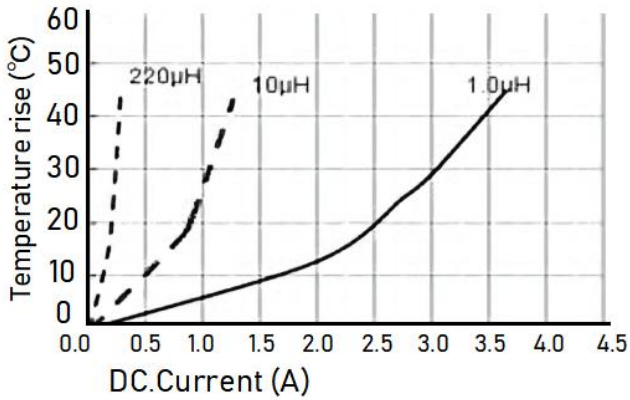
Inductance vs. DC Current Characteristics



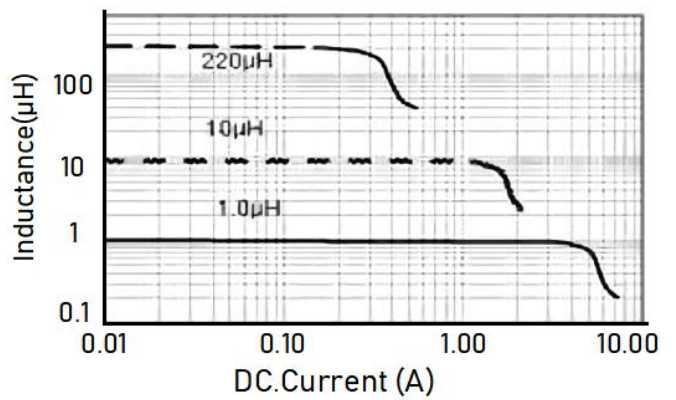
TYPICAL ELECTRICAL CHARACTERISTICS

APSWPA4018 Series

Temperature vs. DC Current Characteristics

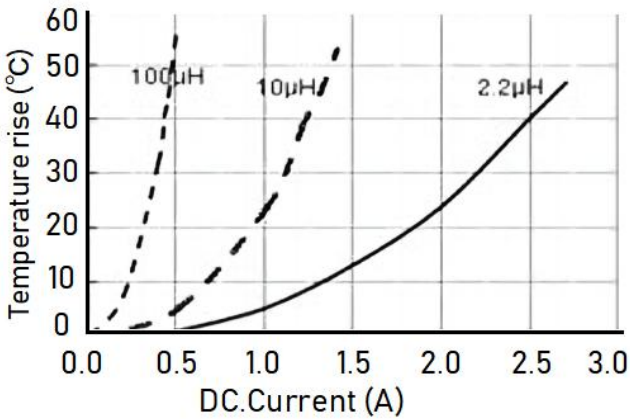


Inductance vs. DC Current Characteristics

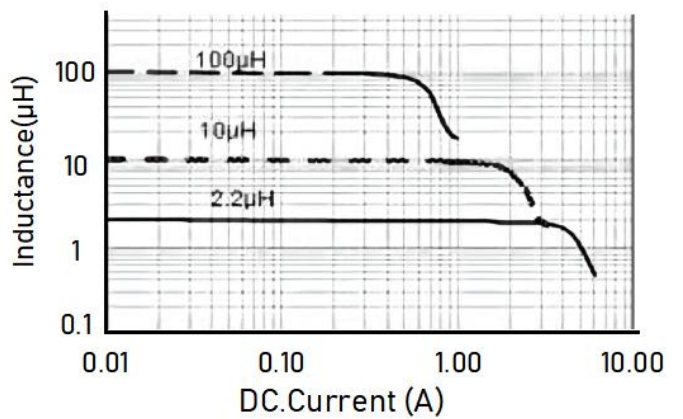


APSWPA4020 Series

Temperature vs. DC Current Characteristics

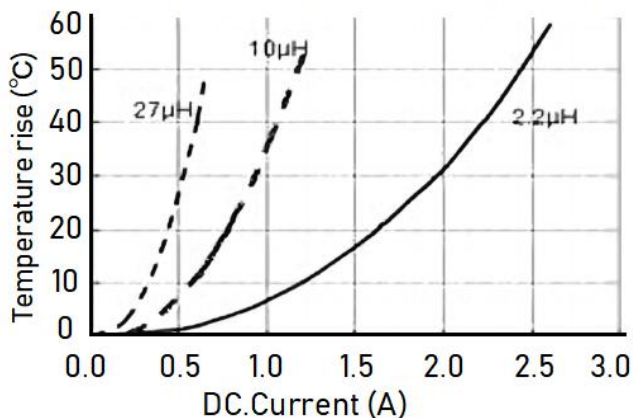


Inductance vs. DC Current Characteristics

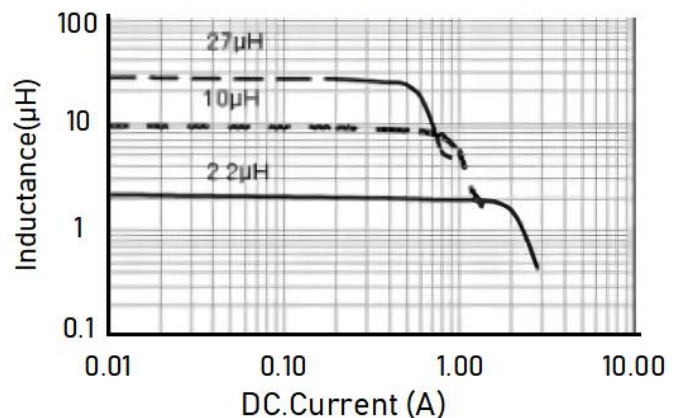


APSWPA4030 Series

Temperature vs. DC Current Characteristics



Inductance vs. DC Current Characteristics



TYPICAL ELECTRICAL CHARACTERISTICS

APSWPA5012 Series

Temperature vs. DC Current Characteristics

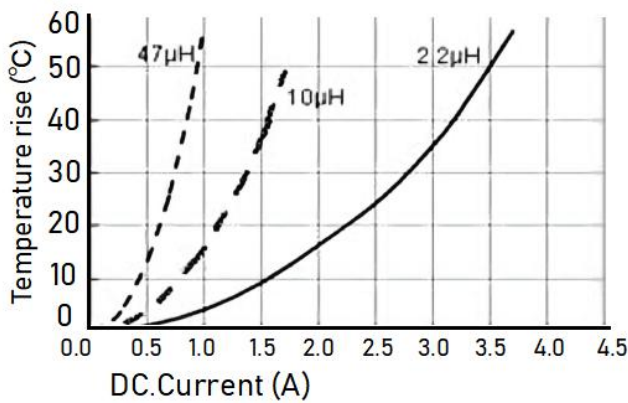


Inductance vs. DC Current Characteristics

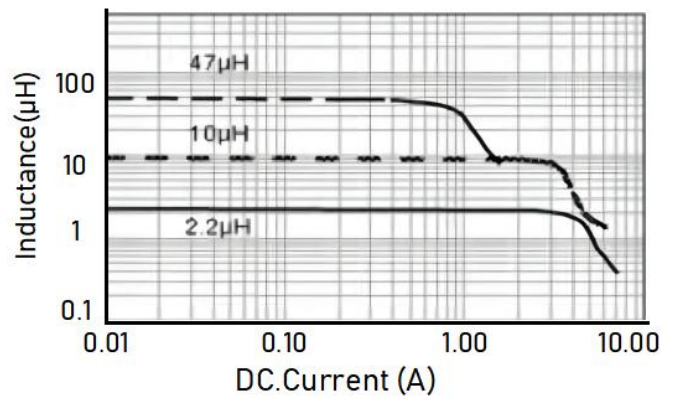


APSWPA5020 Series

Temperature vs. DC Current Characteristics



Inductance vs. DC Current Characteristics

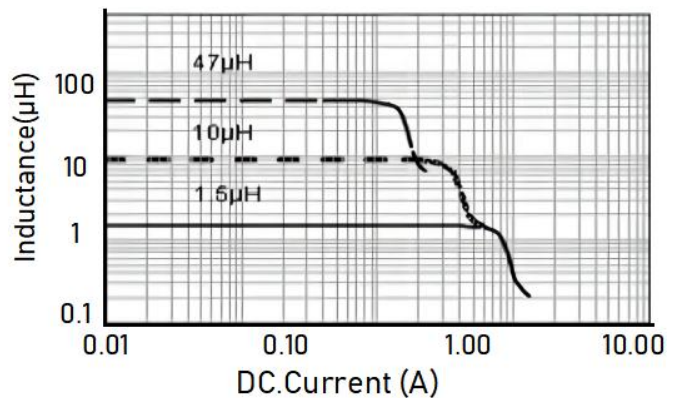


APSWPA5040 Series

Temperature vs. DC Current Characteristics



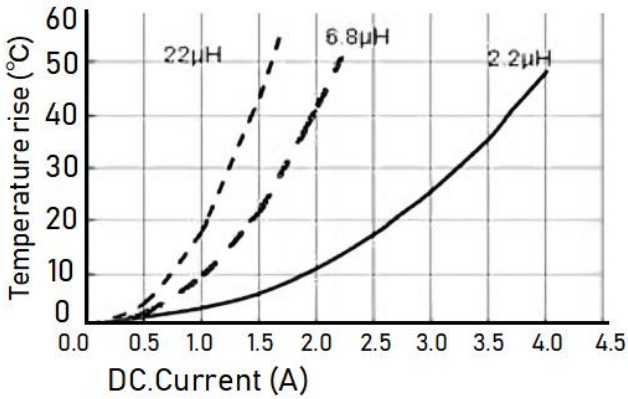
Inductance vs. DC Current Characteristics



TYPICAL ELECTRICAL CHARACTERISTICS

APSWPA6020 Series

Temperature vs. DC Current Characteristics

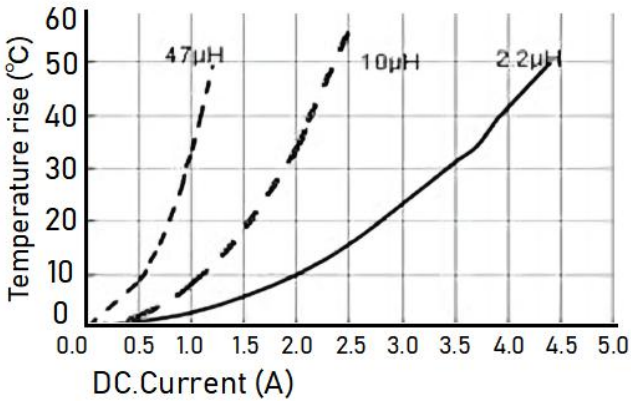


Inductance vs. DC Current Characteristics



APSWPA6028 Series

Temperature vs. DC Current Characteristics

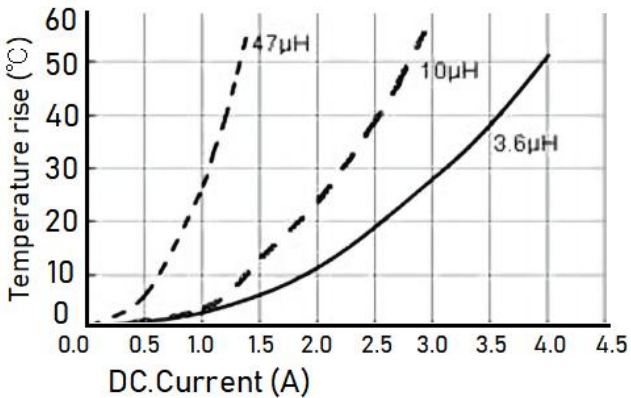


Inductance vs. DC Current Characteristics



APSWPA6045 Series

Temperature vs. DC Current Characteristics



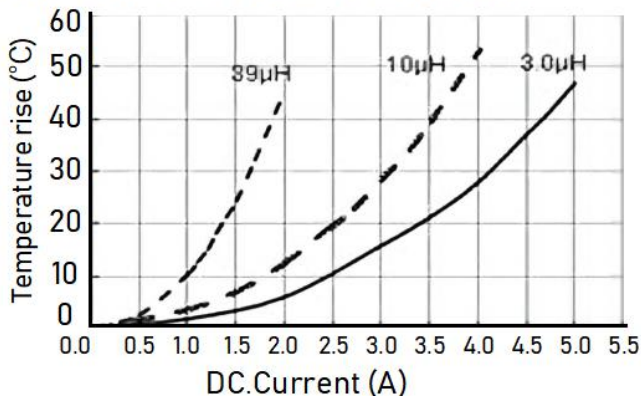
Inductance vs. DC Current Characteristics



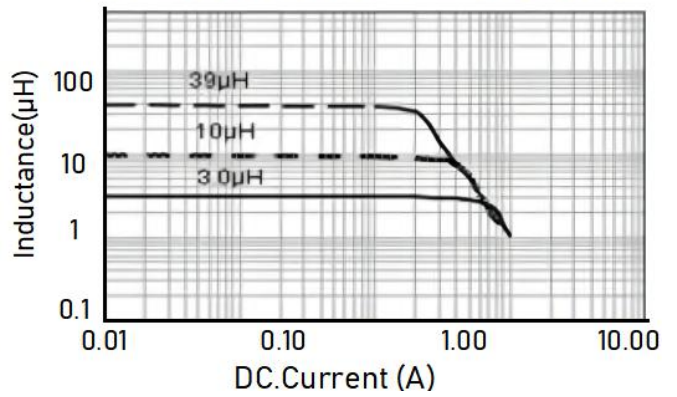
TYPICAL ELECTRICAL CHARACTERISTICS

APSWPA8040 Series

Temperature vs. DC Current Characteri

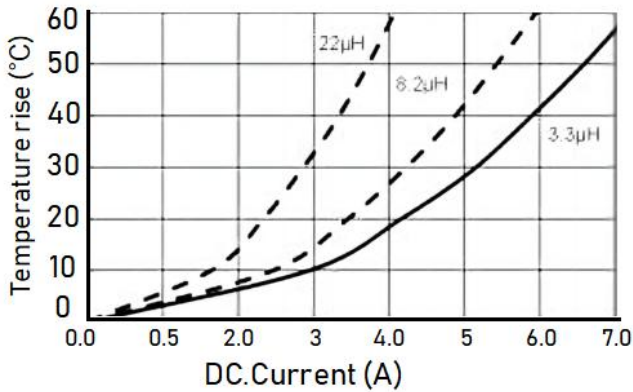


Inductance vs. DC Current Characteristics

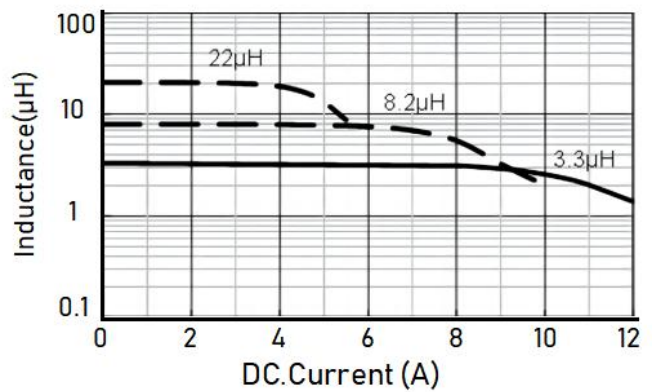


APSWPA8065 Series

Temperature vs. DC Current Characteristics



Inductance vs. DC Current Characteristics



Note:

This series product is not applies in automotive or related products. Otherwise, we will shall not bear than the resulting all the problems of quality and responsibility.

Please be sure to request approval specifications that provide further details of the products. Kindly not that the content of these specifications are subject to change or may be discontinued without prior notice. This product may not be designed/used in medical or high risk applications without APV approval.

X-ON Electronics

Largest Supplier of Electrical and Electronic Components

Click to view similar products for [Fixed Inductors](#) category:

Click to view products by [APV](#) manufacturer:

Other Similar products are found below :

[CR32NP-100KC](#) [70F224AI](#) [MHQ1005P10NJ](#) [MHQ1005P1N0S](#) [MHQ1005P2N4S](#) [MHQ1005P3N6S](#) [MHQ1005P5N1S](#) [MHQ1005P8N2J](#)
[PE-53601NL](#) [PE-53602NL](#) [PG0936.113NLT](#) [9220-20](#) [9310-16](#) [PM06-2N7](#) [PM06-39NJ](#) [A01TK](#) [1206CS-471XJ](#) [HC2-R47-R](#) [HC8-1R2-R](#)
[HCF1305-3R3-R](#) [1206CS-151XG](#) [RCH664NP-4R7M](#) [RCP1317NP-391L](#) [DH2280-4R7M](#) [DS1608C-106](#) [B10TJ](#) [B82498B3101J000](#) [ELJ-](#)
[RE27NJF2](#) [1812CS-153XJ](#) [1812CS-183XJ](#) [1812CS-223XJ](#) [1812LS-104XJ](#) [1812LS-105XJ](#) [1812LS-124XJ](#) [1812LS-154XJ](#) [1812LS-223XJ](#)
[1812LS-224XJ](#) [1812LS-563XJ](#) [1812LS-683XJ](#) [1812LS-824XJ](#) [NIN-FB101JTR110F](#) [NIN-FB471JTR62F](#) [NIN-FC1R5JTR220F](#) [NIN-](#)
[HCR15JTRF](#) [NIN-HCR33JTRF](#) [NIN-HDR22JTRF](#) [NIN-HDR82JTRF](#) [NIN-HK2N7STRF](#) [NIN-PA150KTR370F](#) [NIN-PB100KTR550F](#)