

FEATURES

- Various high power inductors are superior to be high saturation
- Suitable for surface mounting equipment
- Closed magnetic circuit design reduces leakage flux and Electro Magnetic Interference (EMI)
- Takes up less PCB real estate and save more power
- Magnetic-resin shielded construction reduces buzz noise to ultra-low levels
- Operating Temperature: -40°C ~ +125°C



APPLICATIONS

- Smart phone, smart TV, set top box, notebook
- Car navigation systems, telecomm basestations
- VR, AR
- LED lighting
- RoHS, Halogen Free and REACH Compliance

PART NUMBERING

| | | | | | | | | |
|-------|-------------|-----------------|--------------|--------------------|----------------------|-----------|--------------|-------------|
| APS | WPA | 4018 | S | 4R7 | M | T | F | □□ |
| ① | ② | ③ | ④ | ⑤ | ⑥ | ⑦ | ⑧ | ⑨ |
| Grade | Series Name | Dimensions Code | Feature Type | Nominal inductance | Inductance tolerance | Packaging | HSF Products | Design Code |

| ① Grade | |
|---------|------------|
| APS | Grade Code |

| ② Series Name | |
|---------------|-------------------------------|
| WPA | Wire Wound SMD Power Inductor |

| ③ Dimensions Code | |
|-------------------|-------------------------|
| Code | Dimensions (L×W×H) [mm] |
| 252010 | 2.5×2.0×1.0 |
| 252012 | 2.5×2.0×1.2 |
| 3010 | 3.0×3.0×1.0 |
| 3012 | 3.0×3.0×1.2 |
| 3015 | 3.0×3.0×1.5 |
| 4010 | 4.0×4.0×1.0 |
| 4012 | 4.0×4.0×1.2 |
| 4018 | 4.0×4.0×1.8 |
| 4020 | 4.0×4.0×2.0 |
| 4026 | 4.0×4.0×2.6 |
| 4030 | 4.0×4.0×3.0 |
| 5012 | 5.0×5.0×1.2 |
| 5020 | 5.0×5.0×2.0 |
| 5040 | 5.0×5.0×4.0 |
| 5045 | 5.0×5.0×4.5 |
| 6020 | 6.0×6.0×2.0 |
| 6028 | 6.0×6.0×2.8 |
| 6040 | 6.0×6.0×4.0 |
| 6045 | 6.0×6.0×4.5 |
| 8040 | 8.0×8.0×4.0 |
| 8060 | 8.0×8.0×6.0 |
| 8065 | 8.0×8.0×6.5 |

| ④ Feature Type | |
|----------------|----------|
| S | Standard |

| ⑤ Nominal inductance | |
|----------------------|-------------------------|
| Code (example) | Nominal inductance [μH] |
| 2R2 | 2.2 |
| 100 | 10 |
| 101 | 100 |

| ⑦ Packaging | |
|-------------|--------|
| | Taping |

| ⑧ HSF Products | |
|----------------|-----------------------------------|
| F | Hazardous Substance Free Products |

| ⑥ Inductance tolerance | |
|------------------------|----------------------|
| Code (example) | Inductance tolerance |
| K | ±10% |
| M | ±20% |
| N | ±30% |

| ⑨ Design Code | |
|---------------|---------------------------|
| □□ | Standard product is blank |

Dimensions & Recommended Land Pattern

Figure 1



Figure 2



Figure 3



Recommended Land Pattern



Unit: mm

| Dimensions | | | | | | | | Recommended Land Pattern | | |
|--------------|---------|---------|---------|----------|---------|----------|----------|--------------------------|--------|--------|
| Series | Shape | A | B | C | D | E | F | a Typ. | b Typ. | c Typ. |
| APSWPA252010 | Figure1 | 2.5±0.1 | 2.0±0.1 | 1.0 Max. | 2.0±0.2 | 0.80±0.2 | 0.80±0.2 | 0.8 | 0.85 | 2 |
| APSWPA252012 | Figure1 | 2.5±0.1 | 2.0±0.1 | 1.2 Max. | 2.0±0.2 | 0.80±0.2 | 0.80±0.2 | 0.8 | 0.85 | 2 |
| APSWPA3010 | Figure2 | 3.0±0.2 | 3.0±0.2 | 1.0 Max. | 2.5±0.2 | 0.75±0.2 | 1.5±0.2 | 1.5 | 0.8 | 2.7 |
| APSWPA3012 | Figure2 | 3.0±0.2 | 3.0±0.2 | 1.2 Max. | 2.5±0.2 | 0.75±0.2 | 1.5±0.2 | 1.5 | 0.8 | 2.7 |
| APSWPA3015 | Figure2 | 3.0±0.2 | 3.0±0.2 | 1.5 Max. | 2.5±0.2 | 0.75±0.2 | 1.5±0.2 | 1.5 | 0.8 | 2.7 |
| APSWPA4010 | Figure2 | 4.0±0.2 | 4.0±0.2 | 1.0 Max. | 3.3±0.2 | 0.95±0.2 | 2.1±0.2 | 1.9 | 1.1 | 3.7 |
| APSWPA4012 | Figure2 | 4.0±0.2 | 4.0±0.2 | 1.2 Max. | 3.3±0.2 | 0.95±0.2 | 2.1±0.2 | 1.9 | 1.1 | 3.7 |
| APSWPA4018 | Figure2 | 4.0±0.2 | 4.0±0.2 | 1.8 Max. | 3.3±0.2 | 0.95±0.2 | 2.1±0.2 | 1.9 | 1.1 | 3.7 |
| APSWPA4020 | Figure2 | 4.0±0.2 | 4.0±0.2 | 2.0 Max. | 3.3±0.2 | 0.95±0.2 | 2.1±0.2 | 1.9 | 1.1 | 3.7 |
| APSWPA4026 | Figure3 | 4.0±0.2 | 4.0±0.2 | 2.6 Max. | 3.3±0.2 | 0.95±0.2 | 2.1±0.2 | 1.9 | 1.1 | 3.7 |
| APSWPA4030 | Figure2 | 4.0±0.2 | 4.0±0.2 | 3.0 Max. | 3.3±0.2 | 0.95±0.2 | 2.1±0.2 | 1.9 | 1.1 | 3.7 |
| APSWPA5012 | Figure3 | 5.0±0.2 | 5.0±0.2 | 1.2 Max. | 4.0±0.2 | 1.25±0.2 | 2.5±0.2 | 2.3 | 1.4 | 4.2 |
| APSWPA5020 | Figure3 | 5.0±0.2 | 5.0±0.2 | 2.0 Max. | 4.0±0.2 | 1.25±0.2 | 2.5±0.2 | 2.3 | 1.4 | 4.2 |
| APSWPA5040 | Figure3 | 5.0±0.2 | 5.0±0.2 | 4.0 Max. | 4.0±0.2 | 1.25±0.2 | 2.5±0.2 | 2.3 | 1.4 | 4.2 |
| APSWPA5045 | Figure3 | 5.0±0.2 | 5.0±0.2 | 4.5 Max. | 4.0±0.2 | 1.30±0.2 | 2.5±0.2 | 2.3 | 1.4 | 4.2 |
| APSWPA6020 | Figure2 | 6.0±0.3 | 6.0±0.3 | 2.0 Max. | 4.9±0.3 | 1.55±0.3 | 2.9±0.3 | 2.8 | 1.7 | 5.7 |
| APSWPA6028 | Figure2 | 6.0±0.3 | 6.0±0.3 | 2.8 Max. | 4.9±0.3 | 1.55±0.3 | 2.9±0.3 | 2.8 | 1.7 | 5.7 |
| APSWPA6040 | Figure2 | 6.0±0.3 | 6.0±0.3 | 4.0 Max. | 4.9±0.3 | 1.55±0.3 | 2.9±0.3 | 2.8 | 1.7 | 5.7 |
| APSWPA6045 | Figure2 | 6.0±0.3 | 6.0±0.3 | 4.5 Max. | 4.9±0.3 | 1.55±0.3 | 2.9±0.3 | 2.8 | 1.7 | 5.7 |
| APSWPA8040 | Figure2 | 8.0±0.3 | 8.0±0.3 | 4.2 Max. | 6.3±0.3 | 2.00±0.3 | 4.0±0.3 | 3.8 | 2.2 | 7.5 |
| APSWPA8065 | Figure3 | 8.0±0.3 | 8.0±0.3 | 6.5 Max. | 6.3±0.3 | 2.00±0.3 | 4.0±0.3 | 3.8 | 2.2 | 7.5 |

- All products are printed with Marking except the 252010, 252012, 3010, 3012 and 3015.
- The 3010, 3012 and 3015 with Marking can be provided upon customer's request. Please contact your local sales.

Electrical Characteristics

● APSWPA252010 Series

| Part Number | Inductance | Heat Rating Current | | Saturation Current | | Self-resonant Frequency | DC Resistance | Inductance Tolerance |
|---------------------|------------|---------------------|------|--------------------|------|-------------------------|---------------|----------------------|
| | @100kHz,1V | Max. | Typ. | Max. | Typ. | Min. | Max. | M=±20% N=±30% |
| Units | µH | A | | A | | MHz | Ω | |
| Symbol | L | I _{rms} | | I _{sat} | | S.R.F | DCR | |
| APSWPA252010SR47□TF | 0.47 | 2.35 | 2.56 | 2.50 | 3.35 | 206 | 0.056 | N/M |
| APSWPA252010SR56□TF | 0.56 | 2.00 | 2.18 | 2.90 | 3.20 | 160 | 0.072 | N/M |
| APSWPA252010SR68□TF | 0.68 | 2.00 | 2.18 | 2.20 | 2.75 | 129 | 0.074 | N/M |
| APSWPA252010S1R0□TF | 1 | 1.65 | 1.80 | 1.85 | 2.20 | 100 | 0.108 | N/M |
| APSWPA252010S1R5□TF | 1.5 | 1.30 | 1.42 | 1.80 | 2.10 | 81 | 0.182 | N/M |
| APSWPA252010S2R2□TF | 2.2 | 1.20 | 1.31 | 1.20 | 1.60 | 61 | 0.209 | N/M |
| APSWPA252010S3R3MTF | 3.3 | 0.90 | 0.98 | 1.05 | 1.30 | 47 | 0.328 | M |
| APSWPA252010S4R7MTF | 4.7 | 0.70 | 0.76 | 0.95 | 1.15 | 42 | 0.563 | M |
| APSWPA252010S5R6MTF | 5.6 | 0.73 | 0.80 | 0.80 | 0.95 | 35 | 0.563 | M |
| APSWPA252010S6R8MTF | 6.8 | 0.59 | 0.64 | 0.78 | 0.92 | 31 | 0.896 | M |
| APSWPA252010S100MTF | 10 | 0.50 | 0.55 | 0.65 | 0.78 | 27 | 1.092 | M |

● APSWPA252012 Series

| Part Number | Inductance | Heat Rating Current | | Saturation Current | | Self-resonant Frequency | DC Resistance | Inductance Tolerance |
|---------------------|------------|---------------------|------|--------------------|------|-------------------------|---------------|----------------------|
| | @100kHz,1V | Max. | Typ. | Max. | Typ. | Min. | Max. | M=±20% N=±30% |
| Units | µH | A | | A | | MHz | Ω | |
| Symbol | L | I _{rms} | | I _{sat} | | S.R.F | DCR | |
| APSWPA252012SR47□TF | 0.47 | 2.15 | 2.34 | 3.82 | 4.27 | 160 | 0.061 | N/M |
| APSWPA252012SR68□TF | 0.68 | 1.95 | 2.13 | 3.28 | 3.68 | 140 | 0.074 | N/M |
| APSWPA252012S1R0□TF | 1 | 1.93 | 2.10 | 2.59 | 2.90 | 110 | 0.090 | N/M |
| APSWPA252012S1R2□TF | 1.2 | 1.46 | 1.59 | 2.38 | 2.67 | 100 | 0.129 | N/M |
| APSWPA252012S1R5□TF | 1.5 | 1.40 | 1.53 | 2.24 | 2.51 | 97 | 0.147 | N/M |
| APSWPA252012S2R2□TF | 2.2 | 1.15 | 1.25 | 1.85 | 2.07 | 69 | 0.216 | N/M |
| APSWPA252012S2R7MTF | 2.7 | 1.09 | 1.19 | 1.72 | 1.92 | 63 | 0.239 | M |
| APSWPA252012S3R3MTF | 3.3 | 1.04 | 1.13 | 1.61 | 1.80 | 62 | 0.264 | M |
| APSWPA252012S3R6MTF | 3.6 | 0.90 | 0.98 | 1.46 | 1.64 | 53 | 0.348 | M |
| APSWPA252012S4R3MTF | 4.3 | 0.87 | 0.95 | 1.37 | 1.53 | 51 | 0.377 | M |
| APSWPA252012S4R7MTF | 4.7 | 0.84 | 0.92 | 1.12 | 1.25 | 47 | 0.377 | M |
| APSWPA252012S5R1MTF | 5.1 | 0.75 | 0.82 | 1.23 | 1.37 | 44 | 0.500 | M |
| APSWPA252012S5R6MTF | 5.6 | 0.73 | 0.80 | 1.11 | 1.25 | 38 | 0.538 | M |
| APSWPA252012S6R2MTF | 6.2 | 0.73 | 0.80 | 1.03 | 1.16 | 38 | 0.542 | M |
| APSWPA252012S6R8MTF | 6.8 | 0.69 | 0.75 | 0.98 | 1.09 | 38 | 0.581 | M |
| APSWPA252012S7R5MTF | 7.5 | 0.68 | 0.74 | 0.97 | 1.09 | 35 | 0.611 | M |
| APSWPA252012S8R2MTF | 8.2 | 0.65 | 0.71 | 0.98 | 1.10 | 36 | 0.658 | M |
| APSWPA252012S9R1MTF | 9.1 | 0.62 | 0.68 | 0.91 | 1.02 | 34 | 0.690 | M |
| APSWPA252012S100MTF | 10 | 0.62 | 0.68 | 0.79 | 0.88 | 34 | 0.690 | M |
| APSWPA252012S120MTF | 12 | 0.51 | 0.56 | 0.78 | 0.88 | 28 | 1.075 | M |
| APSWPA252012S150MTF | 15 | 0.42 | 0.46 | 0.68 | 0.77 | 25 | 1.591 | M |
| APSWPA252012S220MTF | 22 | 0.38 | 0.41 | 0.53 | 0.59 | 20 | 1.976 | M |

Electrical Characteristics

● APSWPA3010 Series

| Part Number | Inductance | Heat Rating Current | | Saturation Current | | Self-resonant Frequency | DC Resistance | Inductance Tolerance |
|-------------------|------------|---------------------|------|--------------------|------|-------------------------|---------------|----------------------|
| | @100kHz,1V | Max. | Typ. | Max. | Typ. | Min. | Max. | M=±20% N=±30% |
| Units | µH | A | | A | | MHz | Ω | |
| Symbol | L | I _{rms} | | I _{sat} | | S.R.F | DCR | |
| APSWPA3010S1R0□TF | 1 | 1.45 | 1.80 | 1.40 | 2.10 | 180 | 0.085 | N/M |
| APSWPA3010S1R2□TF | 1.2 | 1.45 | 1.80 | 1.25 | 1.70 | 137 | 0.085 | N/M |
| APSWPA3010S1R5□TF | 1.5 | 1.30 | 1.60 | 1.27 | 1.70 | 120 | 0.104 | N/M |
| APSWPA3010S2R2□TF | 2.2 | 1.09 | 1.40 | 1.15 | 1.50 | 100 | 0.143 | N/M |
| APSWPA3010S2R7□TF | 2.7 | 1.02 | 1.40 | 1.00 | 1.20 | 90 | 0.169 | N/M |
| APSWPA3010S3R3□TF | 3.3 | 0.96 | 1.20 | 0.97 | 1.20 | 74 | 0.189 | N/M |
| APSWPA3010S3R6MTF | 3.6 | 0.90 | 1.10 | 0.95 | 1.20 | 67 | 0.215 | M |
| APSWPA3010S4R7MTF | 4.7 | 0.77 | 1.10 | 0.75 | 1.05 | 59 | 0.293 | M |
| APSWPA3010S5R6MTF | 5.6 | 0.70 | 1.05 | 0.58 | 0.65 | 40 | 0.322 | M |
| APSWPA3010S6R8MTF | 6.8 | 0.66 | 0.96 | 0.55 | 0.72 | 42 | 0.397 | M |
| APSWPA3010S8R2MTF | 8.2 | 0.58 | 0.70 | 0.55 | 0.70 | 23 | 0.520 | M |
| APSWPA3010S100MTF | 10 | 0.58 | 0.70 | 0.55 | 0.75 | 39 | 0.520 | M |
| APSWPA3010S120MTF | 12 | 0.52 | 0.67 | 0.43 | 0.65 | 36 | 0.657 | M |
| APSWPA3010S150MTF | 15 | 0.47 | 0.57 | 0.42 | 0.57 | 30 | 0.793 | M |
| APSWPA3010S220MTF | 22 | 0.38 | 0.52 | 0.35 | 0.48 | 28 | 1.209 | M |
| APSWPA3010S270MTF | 27 | 0.35 | 0.50 | 0.30 | 0.45 | 25 | 1.404 | M |
| APSWPA3010S330MTF | 33 | 0.30 | 0.55 | 0.29 | 0.42 | 18 | 2.015 | M |
| APSWPA3010S390MTF | 39 | 0.28 | 0.53 | 0.28 | 0.38 | 18 | 2.275 | M |
| APSWPA3010S430MTF | 43 | 0.27 | 0.52 | 0.23 | 0.36 | 18 | 2.340 | M |
| APSWPA3010S470MTF | 47 | 0.26 | 0.52 | 0.22 | 0.35 | 18 | 2.535 | M |
| APSWPA3010S510MTF | 51 | 0.25 | 0.48 | 0.21 | 0.33 | 18 | 2.860 | M |
| APSWPA3010S560MTF | 56 | 0.24 | 0.35 | 0.21 | 0.28 | 16 | 3.016 | M |

● APSWPA3012 Series

| Part Number | Inductance | Heat Rating Current | | Saturation Current | | Self-resonant Frequency | DC Resistance | Inductance Tolerance |
|-------------------|------------|---------------------|------|--------------------|------|-------------------------|---------------|----------------------|
| | @100kHz,1V | Max. | Typ. | Max. | Typ. | Min. | Max. | M=±20% N=±30% |
| Units | µH | A | | A | | MHz | Ω | |
| Symbol | L | I _{rms} | | I _{sat} | | S.R.F | DCR | |
| APSWPA3012SR22□TF | 0.22 | 3.00 | 3.30 | 5.30 | 6.00 | 321 | 0.022 | N/M |
| APSWPA3012SR82□TF | 0.82 | 2.47 | 3.00 | 2.05 | 2.80 | 180 | 0.039 | N/M |
| APSWPA3012S1R0□TF | 1 | 2.20 | 2.70 | 1.87 | 2.80 | 120 | 0.052 | N/M |
| APSWPA3012S1R2□TF | 1.2 | 2.01 | 2.20 | 2.22 | 2.50 | 120 | 0.059 | N/M |
| APSWPA3012S1R5□TF | 1.5 | 2.01 | 2.20 | 1.62 | 1.90 | 110 | 0.078 | N/M |
| APSWPA3012S1R8□TF | 1.8 | 1.65 | 1.80 | 1.30 | 1.90 | 90 | 0.082 | N/M |
| APSWPA3012S2R2□TF | 2.2 | 1.55 | 1.70 | 1.20 | 1.90 | 84 | 0.098 | N/M |
| APSWPA3012S2R4□TF | 2.4 | 1.60 | 1.70 | 1.15 | 1.50 | 100 | 0.088 | N/M |
| APSWPA3012S2R7MTF | 2.7 | 1.48 | 1.50 | 1.14 | 1.50 | 65 | 0.110 | M |
| APSWPA3012S3R3MTF | 3.3 | 1.36 | 1.40 | 1.05 | 1.50 | 64 | 0.130 | M |
| APSWPA3012S3R6MTF | 3.6 | 1.36 | 1.40 | 1.05 | 1.50 | 36 | 0.130 | M |
| APSWPA3012S3R9MTF | 3.9 | 1.24 | 1.30 | 1.00 | 1.30 | 61 | 0.189 | M |

Electrical Characteristics

● APSWPA3012 Series

| Part Number | Inductance | Heat Rating Current | | Saturation Current | | Self-resonant Frequency | DC Resistance | Inductance Tolerance |
|-------------------|------------|---------------------|------|--------------------|------|-------------------------|---------------|----------------------|
| | @100kHz,1V | Max. | Typ. | Max. | Typ. | Min. | Max. | |
| Units | μH | A | | A | | MHz | Ω | M=±20% N=±30% |
| Symbol | L | I _{rms} | | I _{sat} | | S.R.F | DCR | |
| APSWPA3012S4R7MTF | 4.7 | 1.24 | 1.30 | 0.90 | 1.00 | 61 | 0.156 | M |
| APSWPA3012S6R8MTF | 6.8 | 0.98 | 1.10 | 0.75 | 0.90 | 61 | 0.247 | M |
| APSWPA3012S100MTF | 10 | 0.83 | 0.90 | 0.60 | 0.88 | 42 | 0.345 | M |
| APSWPA3012S120MTF | 12 | 0.73 | 0.84 | 0.48 | 0.67 | 32 | 0.449 | M |
| APSWPA3012S150MTF | 15 | 0.71 | 0.77 | 0.45 | 0.62 | 27 | 0.468 | M |
| APSWPA3012S180MTF | 18 | 0.58 | 0.65 | 0.43 | 0.59 | 25 | 0.709 | M |
| APSWPA3012S220MTF | 22 | 0.53 | 0.59 | 0.42 | 0.52 | 23 | 0.839 | M |
| APSWPA3012S270MTF | 27 | 0.47 | 0.51 | 0.35 | 0.48 | 21 | 1.131 | M |
| APSWPA3012S330MTF | 33 | 0.46 | 0.50 | 0.36 | 0.46 | 18 | 1.138 | M |
| APSWPA3012S360MTF | 36 | 0.44 | 0.48 | 0.34 | 0.44 | 18 | 1.235 | M |
| APSWPA3012S390MTF | 39 | 0.37 | 0.41 | 0.30 | 0.39 | 18 | 1.729 | M |
| APSWPA3012S470MTF | 47 | 0.35 | 0.40 | 0.27 | 0.35 | 14 | 1.885 | M |
| APSWPA3012S560MTF | 56 | 0.28 | 0.40 | 0.26 | 0.33 | 9 | 1.794 | M |
| APSWPA3012S680MTF | 68 | 0.33 | 0.37 | 0.24 | 0.29 | 7 | 2.171 | M |
| APSWPA3012S820MTF | 82 | 0.27 | 0.31 | 0.17 | 0.27 | 7 | 3.302 | M |
| APSWPA3012S101MTF | 100 | 0.25 | 0.29 | 0.21 | 0.23 | 5 | 3.718 | M |

● APSWPA3015 Series

| Part Number | Inductance | Heat Rating Current | | Saturation Current | | Self-resonant Frequency | DC Resistance | Inductance Tolerance |
|-------------------|------------|---------------------|------|--------------------|------|-------------------------|---------------|----------------------|
| | @100kHz,1V | Max. | Typ. | Max. | Typ. | Min. | Max. | |
| Units | μH | A | | A | | MHz | Ω | M=±20% N=±30% |
| Symbol | L | I _{rms} | | I _{sat} | | S.R.F | DCR | |
| APSWPA3015SR50□TF | 0.5 | 2.60 | 2.80 | 3.90 | 4.20 | 162 | 0.039 | N/M |
| APSWPA3015S1R0□TF | 1 | 2.35 | 2.50 | 2.32 | 2.80 | 150 | 0.039 | N/M |
| APSWPA3015S1R2□TF | 1.2 | 1.95 | 2.30 | 2.21 | 3.10 | 110 | 0.052 | N/M |
| APSWPA3015S1R5□TF | 1.5 | 1.70 | 2.20 | 2.30 | 2.70 | 100 | 0.065 | N/M |
| APSWPA3015S1R8□TF | 1.8 | 1.70 | 2.20 | 1.75 | 2.20 | 92 | 0.065 | N/M |
| APSWPA3015S2R2□TF | 2.2 | 1.60 | 2.00 | 1.60 | 2.00 | 86 | 0.078 | N/M |
| APSWPA3015S2R7□TF | 2.7 | 1.43 | 1.90 | 1.52 | 1.90 | 64 | 0.098 | N/M |
| APSWPA3015S3R3MTF | 3.3 | 1.36 | 1.60 | 1.32 | 1.81 | 68 | 0.104 | M |
| APSWPA3015S3R6MTF | 3.6 | 1.20 | 1.50 | 1.28 | 1.60 | 59 | 0.137 | M |
| APSWPA3015S3R9MTF | 3.9 | 1.20 | 1.50 | 1.20 | 1.40 | 47 | 0.137 | M |
| APSWPA3015S4R3MTF | 4.3 | 1.14 | 1.30 | 1.20 | 1.40 | 53 | 0.150 | M |
| APSWPA3015S4R7MTF | 4.7 | 1.09 | 1.30 | 1.10 | 1.40 | 46 | 0.163 | M |
| APSWPA3015S5R1MTF | 5.1 | 1.05 | 1.20 | 1.00 | 1.20 | 49 | 0.173 | M |
| APSWPA3015S6R2MTF | 6.2 | 0.86 | 1.00 | 1.00 | 1.20 | 46 | 0.254 | M |
| APSWPA3015S6R8MTF | 6.8 | 0.85 | 1.10 | 0.85 | 1.10 | 39 | 0.260 | M |
| APSWPA3015S100MTF | 10 | 0.77 | 0.90 | 0.72 | 0.92 | 41 | 0.325 | M |
| APSWPA3015S120MTF | 12 | 0.68 | 0.89 | 0.70 | 0.90 | 32 | 0.416 | M |

Electrical Characteristics

● APSWPA3015 Series

| Part Number | Inductance | Heat Rating Current | | Saturation Current | | Self-resonant Frequency | DC Resistance | Inductance Tolerance |
|-------------------|------------|---------------------|------|--------------------|------|-------------------------|---------------|----------------------|
| | @100kHz,1V | Max. | Typ. | Max. | Typ. | Min. | Max. | |
| Units | μH | A | | A | | MHz | Ω | M=±20% N=±30% |
| Symbol | L | I _{rms} | | I _{sat} | | S.R.F | DCR | |
| APSWPA3015S150MTF | 15 | 0.65 | 0.72 | 0.66 | 0.88 | 30 | 0.455 | M |
| APSWPA3015S180MTF | 18 | 0.59 | 0.72 | 0.56 | 0.72 | 23 | 0.559 | M |
| APSWPA3015S220MTF | 22 | 0.57 | 0.69 | 0.52 | 0.68 | 23 | 0.598 | M |
| APSWPA3015S270MTF | 27 | 0.45 | 0.56 | 0.48 | 0.56 | 22 | 0.949 | M |
| APSWPA3015S330MTF | 33 | 0.43 | 0.51 | 0.44 | 0.53 | 20 | 1.066 | M |
| APSWPA3015S390MTF | 39 | 0.39 | 0.44 | 0.41 | 0.55 | 14 | 1.294 | M |
| APSWPA3015S430MTF | 43 | 0.37 | 0.48 | 0.37 | 0.43 | 16 | 1.378 | M |
| APSWPA3015S470MTF | 47 | 0.35 | 0.44 | 0.35 | 0.43 | 14 | 1.625 | M |
| APSWPA3015S560MTF | 56 | 0.34 | 0.41 | 0.33 | 0.42 | 13 | 1.664 | M |
| APSWPA3015S620MTF | 62 | 0.30 | 0.41 | 0.30 | 0.40 | 13 | 2.093 | M |
| APSWPA3015S680MTF | 68 | 0.23 | 0.31 | 0.28 | 0.37 | 11 | 3.510 | M |
| APSWPA3015S101MTF | 100 | 0.21 | 0.25 | 0.23 | 0.25 | 7.2 | 4.043 | M |
| APSWPA3015S151MTF | 150 | 0.19 | 0.23 | 0.18 | 0.22 | 4.5 | 4.940 | M |

● APSWPA4010 Series

| Part Number | Inductance | Heat Rating Current | | Saturation Current | | Self-resonant Frequency | DC Resistance | Inductance Tolerance |
|-------------------|------------|---------------------|------|--------------------|------|-------------------------|---------------|----------------------|
| | @100kHz,1V | Max. | Typ. | Max. | Typ. | Min. | Max. | |
| Units | μH | A | | A | | MHz | Ω | M=±20% N=±30% |
| Symbol | L | I _{rms} | | I _{sat} | | S.R.F | DCR | |
| APSWPA4010S1R0□TF | 1 | 1.90 | 2.40 | 2.00 | 2.30 | 104 | 0.067 | N/M |
| APSWPA4010S1R5□TF | 1.5 | 1.70 | 2.00 | 1.68 | 2.00 | 71 | 0.084 | N/M |
| APSWPA4010S2R2MTF | 2.2 | 1.50 | 2.00 | 1.20 | 1.50 | 52 | 0.102 | M |
| APSWPA4010S3R3MTF | 3.3 | 1.40 | 1.80 | 1.10 | 1.40 | 42 | 0.120 | M |
| APSWPA4010S4R7MTF | 4.7 | 1.20 | 1.50 | 0.95 | 1.10 | 30 | 0.168 | M |
| APSWPA4010S6R8MTF | 6.8 | 1.00 | 1.20 | 0.80 | 0.95 | 26 | 0.240 | M |
| APSWPA4010S100MTF | 10 | 0.75 | 1.00 | 0.62 | 0.75 | 19 | 0.360 | M |
| APSWPA4010S150MTF | 15 | 0.60 | 0.85 | 0.54 | 0.61 | 17 | 0.516 | M |
| APSWPA4010S220MTF | 22 | 0.50 | 0.75 | 0.45 | 0.52 | 11 | 0.684 | M |

Electrical Characteristics

● APSWP4012 Series

| Part Number | Inductance | Heat Rating Current | | Saturation Current | | Self-resonant Frequency | DC Resistance | Inductance Tolerance |
|-------------------|------------|---------------------|------|--------------------|------|-------------------------|---------------|----------------------|
| | @100kHz,1V | Max. | Typ. | Max. | Typ. | Min. | Max. | |
| Units | μH | A | | A | | MHz | Ω | M=±20% N=±30% |
| Symbol | L | I _{rms} | | I _{sat} | | S.R.F | DCR | |
| APSWPA4012SR82□TF | 0.82 | 1.65 | 2.50 | 3.02 | 3.30 | 150 | 0.065 | N/M |
| APSWPA4012S1R0□TF | 1 | 1.65 | 2.50 | 2.61 | 3.20 | 120 | 0.065 | N/M |
| APSWPA4012S1R5□TF | 1.5 | 1.46 | 2.20 | 2.10 | 2.70 | 90 | 0.085 | N/M |
| APSWPA4012S1R8□TF | 1.8 | 1.32 | 1.90 | 2.12 | 2.60 | 88 | 0.104 | N/M |
| APSWPA4012S2R2□TF | 2.2 | 1.32 | 1.90 | 1.76 | 2.30 | 74 | 0.104 | N/M |
| APSWPA4012S2R7□TF | 2.7 | 1.25 | 1.70 | 1.90 | 2.30 | 71 | 0.117 | N/M |
| APSWPA4012S3R3□TF | 3.3 | 1.12 | 1.60 | 1.72 | 2.10 | 60 | 0.143 | N/M |
| APSWPA4012S3R6□TF | 3.6 | 1.12 | 1.60 | 1.20 | 1.70 | 57 | 0.143 | N/M |
| APSWPA4012S4R3□TF | 4.3 | 1.00 | 1.50 | 1.58 | 1.70 | 54 | 0.182 | N/M |
| APSWPA4012S4R7□TF | 4.7 | 1.05 | 1.50 | 1.15 | 1.80 | 50 | 0.163 | N/M |
| APSWPA4012S5R1□TF | 5.1 | 0.95 | 1.50 | 1.55 | 1.60 | 50 | 0.201 | N/M |
| APSWPA4012S5R6□TF | 5.6 | 1.00 | 1.20 | 1.00 | 1.60 | 42 | 0.182 | N/M |
| APSWPA4012S6R8MTF | 6.8 | 0.84 | 1.20 | 0.85 | 1.40 | 40 | 0.257 | M |
| APSWPA4012S100MTF | 10 | 0.77 | 1.00 | 0.80 | 1.10 | 33 | 0.345 | M |
| APSWPA4012S120MTF | 12 | 0.70 | 0.95 | 0.66 | 1.00 | 32 | 0.377 | M |
| APSWPA4012S150MTF | 15 | 0.64 | 0.85 | 0.56 | 0.80 | 25 | 0.442 | M |
| APSWPA4012S180MTF | 18 | 0.55 | 0.80 | 0.55 | 0.75 | 23 | 0.611 | M |
| APSWPA4012S220MTF | 22 | 0.49 | 0.75 | 0.46 | 0.70 | 20 | 0.763 | M |
| APSWPA4012S270MTF | 27 | 0.45 | 0.60 | 0.50 | 0.70 | 18 | 0.936 | M |
| APSWPA4012S330MTF | 33 | 0.42 | 0.58 | 0.42 | 0.60 | 17 | 1.053 | M |
| APSWPA4012S360MTF | 36 | 0.40 | 0.56 | 0.40 | 0.50 | 14 | 1.170 | M |
| APSWPA4012S390MTF | 39 | 0.37 | 0.50 | 0.55 | 0.66 | 16 | 1.430 | M |
| APSWPA4012S470MTF | 47 | 0.37 | 0.50 | 0.35 | 0.50 | 12 | 1.430 | M |
| APSWPA4012S560MTF | 56 | 0.33 | 0.46 | 0.33 | 0.45 | 11 | 1.625 | M |
| APSWPA4012S680MTF | 68 | 0.27 | 0.45 | 0.38 | 0.45 | 11 | 2.535 | M |
| APSWPA4012S820MTF | 82 | 0.26 | 0.36 | 0.28 | 0.40 | 11 | 2.782 | M |
| APSWPA4012S101MTF | 100 | 0.25 | 0.35 | 0.25 | 0.30 | 9.4 | 2.873 | M |

● APSWP4018 Series

| Part Number | Inductance | Heat Rating Current | | Saturation Current | | Self-resonant Frequency | DC Resistance | Inductance Tolerance |
|-------------------|------------|---------------------|------|--------------------|------|-------------------------|---------------|----------------------|
| | @100kHz,1V | Max. | Typ. | Max. | Typ. | Min. | Max. | |
| Units | μH | A | | A | | MHz | Ω | M=±20% N=±30% |
| Symbol | L | I _{rms} | | I _{sat} | | S.R.F | DCR | |
| APSWPA4018SR47□TF | 0.47 | 4.00 | 4.50 | 4.30 | 5.20 | 155 | 0.018 | N/M |
| APSWPA4018SR68□TF | 0.68 | 3.30 | 3.80 | 4.90 | 5.60 | 128 | 0.026 | N/M |
| APSWPA4018S1R0□TF | 1 | 2.00 | 3.30 | 4.80 | 5.20 | 80 | 0.033 | N/M |
| APSWPA4018S1R5□TF | 1.5 | 1.80 | 3.20 | 3.35 | 4.00 | 65 | 0.039 | N/M |
| APSWPA4018S1R8□TF | 1.8 | 2.00 | 2.80 | 3.00 | 3.40 | 54 | 0.044 | N/M |
| APSWPA4018S2R2□TF | 2.2 | 1.65 | 2.60 | 2.70 | 3.20 | 52 | 0.059 | N/M |

Electrical Characteristics

● APSWP4018 Series

| Part Number | Inductance | Heat Rating Current | | Saturation Current | | Self-resonant Frequency | DC Resistance | Inductance Tolerance |
|-------------------|------------|---------------------|------|--------------------|------|-------------------------|---------------|----------------------|
| | @100kHz,1V | Max. | Typ. | Max. | Typ. | Min. | Max. | |
| Units | μH | A | | A | | MHz | Ω | M=±20% N=±30% |
| Symbol | L | I _{rms} | | I _{sat} | | S.R.F | DCR | |
| APSWPA4018S3R3MTF | 3.3 | 1.23 | 2.10 | 2.45 | 2.90 | 44 | 0.091 | M |
| APSWPA4018S4R7MTF | 4.7 | 1.20 | 1.80 | 1.70 | 2.20 | 34 | 0.117 | M |
| APSWPA4018S6R8MTF | 6.8 | 1.06 | 1.50 | 1.45 | 2.00 | 29 | 0.143 | M |
| APSWPA4018S100MTF | 10 | 0.84 | 1.20 | 1.30 | 1.60 | 24 | 0.234 | M |
| APSWPA4018S150MTF | 15 | 0.65 | 1.00 | 0.94 | 1.10 | 19 | 0.325 | M |
| APSWPA4018S220MTF | 22 | 0.59 | 0.85 | 0.80 | 0.88 | 16 | 0.468 | M |
| APSWPA4018S330MTF | 33 | 0.49 | 0.72 | 0.56 | 0.75 | 12 | 0.689 | M |
| APSWPA4018S470MTF | 47 | 0.42 | 0.65 | 0.57 | 0.70 | 10 | 0.845 | M |
| APSWPA4018S680MTF | 68 | 0.32 | 0.52 | 0.47 | 0.51 | 8.3 | 1.300 | M |
| APSWPA4018S101MTF | 100 | 0.25 | 0.41 | 0.40 | 0.44 | 6.5 | 2.275 | M |
| APSWPA4018S151MTF | 150 | 0.22 | 0.36 | 0.31 | 0.34 | 5.5 | 3.250 | M |
| APSWPA4018S221MTF | 220 | 0.17 | 0.27 | 0.27 | 0.30 | 4 | 5.200 | M |

● APSWP4020 Series

| Part Number | Inductance | Heat Rating Current | | Saturation Current | | Self-resonant Frequency | DC Resistance | Inductance Tolerance |
|-------------------|------------|---------------------|------|--------------------|-------|-------------------------|---------------|----------------------|
| | @100kHz,1V | Max. | Typ. | Max. | Typ. | Min. | Max. | |
| Units | μH | A | | A | | MHz | Ω | M=±20% N=±30% |
| Symbol | L | I _{rms} | | I _{sat} | | S.R.F | DCR | |
| APSWPA4020SR24MTF | 0.24 | 4.50 | 5.20 | 10.50 | 12.50 | 283 | 0.014 | M |
| APSWPA4020SR33□TF | 0.33 | 3.30 | 4.90 | 7.50 | 8.50 | 223 | 0.016 | N/M |
| APSWPA4020SR47□TF | 0.47 | 3.30 | 3.70 | 7.00 | 7.50 | 160 | 0.029 | N/M |
| APSWPA4020SR68□TF | 0.68 | 2.80 | 3.30 | 6.40 | 6.60 | 120 | 0.036 | N/M |
| APSWPA4020S1R0□TF | 1 | 2.15 | 3.20 | 4.78 | 5.20 | 75 | 0.038 | N/M |
| APSWPA4020S1R2□TF | 1.2 | 2.15 | 3.20 | 5.10 | 5.60 | 72 | 0.038 | N/M |
| APSWPA4020S1R5□TF | 1.5 | 1.98 | 3.00 | 4.45 | 4.90 | 71 | 0.046 | N/M |
| APSWPA4020S2R2□TF | 2.2 | 1.85 | 2.80 | 3.40 | 3.70 | 49 | 0.052 | N/M |
| APSWPA4020S3R3□TF | 3.3 | 1.40 | 2.50 | 3.20 | 3.50 | 44 | 0.091 | N/M |
| APSWPA4020S3R6□TF | 3.6 | 1.54 | 2.50 | 2.80 | 3.00 | 49 | 0.072 | N/M |
| APSWPA4020S4R7□TF | 4.7 | 1.34 | 2.00 | 2.35 | 2.50 | 42 | 0.098 | N/M |
| APSWPA4020S5R1MTF | 5.1 | 1.27 | 1.80 | 2.30 | 2.50 | 42 | 0.111 | M |
| APSWPA4020S5R6MTF | 5.6 | 1.22 | 1.80 | 2.20 | 2.40 | 30 | 0.117 | M |
| APSWPA4020S6R2MTF | 6.2 | 1.08 | 1.60 | 2.15 | 2.30 | 36 | 0.150 | M |
| APSWPA4020S6R8MTF | 6.8 | 1.04 | 1.60 | 2.20 | 2.40 | 33 | 0.163 | M |
| APSWPA4020S7R5MTF | 7.5 | 1.08 | 1.50 | 1.85 | 2.00 | 30 | 0.150 | M |
| APSWPA4020S8R2MTF | 8.2 | 1.04 | 1.40 | 1.75 | 1.90 | 27 | 0.163 | M |
| APSWPA4020S100MTF | 10 | 0.90 | 1.20 | 1.60 | 1.70 | 26 | 0.215 | M |
| APSWPA4020S120MTF | 12 | 0.88 | 1.20 | 1.50 | 1.60 | 26 | 0.228 | M |
| APSWPA4020S150MTF | 15 | 0.77 | 1.10 | 1.35 | 1.50 | 24 | 0.299 | M |
| APSWPA4020S220MTF | 22 | 0.62 | 0.87 | 1.05 | 1.10 | 15 | 0.455 | M |

Electrical Characteristics

● APSWP4020 Series

| Part Number | Inductance | Heat Rating Current | | Saturation Current | | Self-resonant Frequency | DC Resistance | Inductance Tolerance |
|-------------------|------------|---------------------|------|--------------------|------|-------------------------|---------------|----------------------|
| | @100kHz,1V | Max. | Typ. | Max. | Typ. | Min. | Max. | M=±20% N=±30% |
| Units | μH | A | | A | | MHz | Ω | |
| Symbol | L | I _{rms} | | I _{sat} | | S.R.F | DCR | |
| APSWPA4020S270MTF | 27 | 0.50 | 0.70 | 1.02 | 1.10 | 14 | 0.709 | M |
| APSWPA4020S330MTF | 33 | 0.49 | 0.68 | 0.85 | 0.93 | 11 | 0.715 | M |
| APSWPA4020S390MTF | 39 | 0.46 | 0.64 | 0.82 | 0.90 | 11 | 0.845 | M |
| APSWPA4020S430MTF | 43 | 0.45 | 0.63 | 0.77 | 0.85 | 10 | 0.858 | M |
| APSWPA4020S470MTF | 47 | 0.44 | 0.61 | 0.74 | 0.81 | 10 | 0.923 | M |
| APSWPA4020S510MTF | 51 | 0.42 | 0.59 | 0.70 | 0.77 | 10 | 0.975 | M |
| APSWPA4020S560MTF | 56 | 0.41 | 0.57 | 0.66 | 0.72 | 10 | 1.040 | M |
| APSWPA4020S620MTF | 62 | 0.39 | 0.52 | 0.65 | 0.71 | 9.6 | 1.170 | M |
| APSWPA4020S680MTF | 68 | 0.36 | 0.50 | 0.61 | 0.67 | 7.7 | 1.380 | M |
| APSWPA4020S750MTF | 75 | 0.35 | 0.49 | 0.70 | 0.77 | 7.7 | 1.510 | M |
| APSWPA4020S820MTF | 82 | 0.34 | 0.47 | 0.50 | 0.55 | 7.2 | 1.520 | M |
| APSWPA4020S101MTF | 100 | 0.31 | 0.43 | 0.48 | 0.53 | 6.3 | 2.020 | M |

● APSWP4026 Series

| Part Number | Inductance | Heat Rating Current | | Saturation Current | | Self-resonant Frequency | DC Resistance | Inductance Tolerance |
|-------------------|------------|---------------------|------|--------------------|------|-------------------------|---------------|----------------------|
| | @100kHz,1V | Max. | Typ. | Max. | Typ. | Min. | Max. | M=±20% N=±30% |
| Units | μH | A | | A | | MHz | Ω | |
| Symbol | L | I _{rms} | | I _{sat} | | S.R.F | DCR | |
| APSWPA4026S1R0□TF | 1 | 3.05 | 3.66 | 3.35 | 3.72 | 151 | 0.031 | N/M |
| APSWPA4026S1R2□TF | 1.2 | 2.33 | 2.80 | 3.15 | 3.50 | 120 | 0.039 | N/M |
| APSWPA4026S1R5□TF | 1.5 | 2.33 | 2.80 | 2.44 | 2.71 | 100 | 0.039 | N/M |
| APSWPA4026S2R2MTF | 2.2 | 2.03 | 2.44 | 2.13 | 2.36 | 96 | 0.051 | M |
| APSWPA4026S3R3MTF | 3.3 | 1.73 | 2.08 | 1.83 | 2.03 | 58 | 0.064 | M |
| APSWPA4026S4R7MTF | 4.7 | 1.62 | 1.94 | 1.47 | 1.63 | 46 | 0.071 | M |
| APSWPA4026S6R8MTF | 6.8 | 1.52 | 1.82 | 1.32 | 1.47 | 33 | 0.084 | M |
| APSWPA4026S100MTF | 10 | 1.32 | 1.58 | 1.02 | 1.13 | 26 | 0.109 | M |
| APSWPA4026S150MTF | 15 | 1.12 | 1.34 | 0.91 | 1.01 | 19 | 0.142 | M |
| APSWPA4026S220MTF | 22 | 0.91 | 1.09 | 0.61 | 0.68 | 13 | 0.212 | M |
| APSWPA4026S330MTF | 33 | 0.71 | 0.85 | 0.56 | 0.62 | 9 | 0.347 | M |
| APSWPA4026S470MTF | 47 | 0.66 | 0.79 | 0.41 | 0.46 | 6 | 0.386 | M |

● APSWP4030 Series

| Part Number | Inductance | Heat Rating Current | | Saturation Current | | Self-resonant Frequency | DC Resistance | Inductance Tolerance |
|-------------------|------------|---------------------|------|--------------------|------|-------------------------|---------------|----------------------|
| | @100kHz,1V | Max. | Typ. | Max. | Typ. | Min. | Max. | M=±20% N=±30% |
| Units | μH | A | | A | | MHz | Ω | |
| Symbol | L | I _{rms} | | I _{sat} | | S.R.F | DCR | |
| APSWPA4030SR68□TF | 0.68 | 4.56 | 5.10 | 6.80 | 8.00 | 130 | 0.013 | N/M |
| APSWPA4030SR91□TF | 0.91 | 4.15 | 4.70 | 6.25 | 6.80 | 100 | 0.017 | N/M |

Electrical Characteristics

● APSWP4030 Series

| Part Number | Inductance | Heat Rating Current | | Saturation Current | | Self-resonant Frequency | DC Resistance | Inductance Tolerance |
|-------------------|------------|---------------------|------|--------------------|------|-------------------------|---------------|----------------------|
| | @100kHz,1V | Max. | Typ. | Max. | Typ. | Min. | Max. | |
| Units | μH | A | | A | | MHz | Ω | M=±20% N=±30% |
| Symbol | L | I _{rms} | | I _{sat} | | S.R.F | DCR | |
| APSWPA4030S1R0□TF | 1 | 4.15 | 4.70 | 5.26 | 5.70 | 70 | 0.018 | N/M |
| APSWPA4030S1R2□TF | 1.2 | 3.82 | 4.20 | 5.80 | 6.30 | 80 | 0.020 | N/M |
| APSWPA4030S1R5□TF | 1.5 | 3.34 | 3.60 | 4.84 | 5.30 | 62 | 0.026 | N/M |
| APSWPA4030S1R8□TF | 1.8 | 3.20 | 3.30 | 4.50 | 5.00 | 60 | 0.033 | N/M |
| APSWPA4030S2R2□TF | 2.2 | 2.95 | 3.20 | 4.90 | 5.80 | 52 | 0.039 | N/M |
| APSWPA4030S3R3MTF | 3.3 | 2.40 | 2.60 | 3.30 | 3.60 | 38 | 0.052 | M |
| APSWPA4030S3R9MTF | 3.9 | 2.10 | 2.30 | 3.00 | 3.30 | 32 | 0.074 | M |
| APSWPA4030S4R3MTF | 4.3 | 2.10 | 2.30 | 2.95 | 3.20 | 37 | 0.072 | M |
| APSWPA4030S4R7MTF | 4.7 | 2.00 | 2.30 | 2.90 | 3.20 | 31 | 0.078 | M |
| APSWPA4030S5R6MTF | 5.6 | 1.95 | 2.10 | 2.60 | 2.80 | 30 | 0.085 | M |
| APSWPA4030S6R8MTF | 6.8 | 1.60 | 1.70 | 2.75 | 3.00 | 24 | 0.117 | M |
| APSWPA4030S7R5MTF | 7.5 | 1.65 | 1.80 | 2.20 | 2.40 | 26 | 0.111 | M |
| APSWPA4030S8R2MTF | 8.2 | 1.60 | 1.70 | 2.10 | 2.30 | 26 | 0.117 | M |
| APSWPA4030S100MTF | 10 | 1.50 | 1.60 | 1.95 | 2.40 | 21 | 0.130 | M |
| APSWPA4030S120MTF | 12 | 1.30 | 1.40 | 1.70 | 1.80 | 18 | 0.176 | M |
| APSWPA4030S150MTF | 15 | 1.11 | 1.20 | 1.65 | 1.80 | 16 | 0.247 | M |
| APSWPA4030S180MTF | 18 | 1.10 | 1.20 | 1.40 | 1.50 | 10 | 0.260 | M |
| APSWPA4030S220MTF | 22 | 1.00 | 1.20 | 1.30 | 1.40 | 10 | 0.293 | M |
| APSWPA4030S330MTF | 33 | 0.84 | 0.92 | 1.10 | 1.20 | 10 | 0.429 | M |
| APSWPA4030S360MTF | 36 | 0.83 | 0.91 | 1.05 | 1.10 | 9.8 | 0.436 | M |
| APSWPA4030S390MTF | 39 | 0.73 | 0.80 | 1.03 | 1.10 | 10 | 0.566 | M |
| APSWPA4030S470MTF | 47 | 0.72 | 0.80 | 0.95 | 1.00 | 8.4 | 0.579 | M |
| APSWPA4030S510MTF | 51 | 0.70 | 0.80 | 0.90 | 1.13 | 8.4 | 0.611 | M |
| APSWPA4030S560MTF | 56 | 0.65 | 0.71 | 0.85 | 0.94 | 8.4 | 0.722 | M |
| APSWPA4030S620MTF | 62 | 0.63 | 0.70 | 0.80 | 0.99 | 7 | 0.760 | M |
| APSWPA4030S680MTF | 68 | 0.52 | 0.57 | 0.72 | 0.80 | 7 | 1.128 | M |
| APSWPA4030S750MTF | 75 | 0.48 | 0.53 | 0.70 | 0.88 | 6.3 | 1.326 | M |
| APSWPA4030S820MTF | 82 | 0.47 | 0.52 | 0.66 | 0.72 | 5.6 | 1.378 | M |
| APSWPA4030S910MTF | 91 | 0.46 | 0.50 | 0.65 | 0.71 | 5.6 | 1.430 | M |
| APSWPA4030S101MTF | 100 | 0.45 | 0.49 | 0.60 | 0.73 | 5.6 | 1.495 | M |
| APSWPA4030S121MTF | 120 | 0.42 | 0.46 | 0.55 | 0.60 | 5.4 | 1.755 | M |
| APSWPA4030S151MTF | 150 | 0.30 | 0.35 | 0.50 | 0.55 | 4 | 2.340 | M |
| APSWPA4030S221MTF | 220 | 0.35 | 0.40 | 0.40 | 0.50 | 4.2 | 3.250 | M |
| APSWPA4030S331MTF | 330 | 0.25 | 0.26 | 0.30 | 0.40 | 2.7 | 5.200 | M |
| APSWPA4030S471□TF | 470 | 0.20 | 0.23 | 0.30 | 0.35 | 2 | 9.360 | K/M |
| APSWPA4030S501MTF | 500 | 0.15 | 0.20 | 0.28 | 0.30 | 2 | 9.027 | M |
| APSWPA4030S681MTF | 680 | 0.14 | 0.18 | 0.19 | 0.20 | 1.2 | 9.854 | M |

Electrical Characteristics

● APSWP5012 Series

| Part Number | Inductance | Heat Rating Current | | Saturation Current | | Self-resonant Frequency | DC Resistance | Inductance Tolerance |
|-------------------|------------|---------------------|------|--------------------|------|-------------------------|---------------|----------------------|
| | @100kHz,1V | Max. | Typ. | Max. | Typ. | Min. | Max. | M=±20% N=±30% |
| Units | μH | A | | A | | MHz | Ω | |
| Symbol | L | I _{rms} | | I _{sat} | | S.R.F | DCR | |
| APSWPA5012S1R0□TF | 1 | 2.00 | 2.40 | 4.40 | 4.70 | 103 | 0.068 | N/M |
| APSWPA5012S1R5□TF | 1.5 | 1.90 | 2.20 | 3.70 | 3.80 | 68 | 0.086 | N/M |
| APSWPA5012S2R2□TF | 2.2 | 1.70 | 2.00 | 3.10 | 3.20 | 50 | 0.108 | N/M |
| APSWPA5012S3R3□TF | 3.3 | 1.40 | 1.70 | 2.40 | 2.60 | 34 | 0.151 | N/M |
| APSWPA5012S4R7□TF | 4.7 | 1.30 | 1.50 | 2.20 | 2.30 | 31 | 0.197 | N/M |
| APSWPA5012S6R8MTF | 6.8 | 1.00 | 1.20 | 1.70 | 1.90 | 22 | 0.294 | M |
| APSWPA5012S100MTF | 10 | 0.85 | 1.00 | 1.40 | 1.50 | 17 | 0.413 | M |
| APSWPA5012S150MTF | 15 | 0.80 | 0.92 | 1.20 | 1.30 | 13 | 0.523 | M |
| APSWPA5012S220MTF | 22 | 0.60 | 0.68 | 0.88 | 0.98 | 16 | 0.858 | M |

● APSWP5020 Series

| Part Number | Inductance | Heat Rating Current | | Saturation Current | | Self-resonant Frequency | DC Resistance | Inductance Tolerance |
|-------------------|------------|---------------------|------|--------------------|-------|-------------------------|---------------|----------------------|
| | @100kHz,1V | Max. | Typ. | Max. | Typ. | Min. | Max. | M=±20% N=±30% |
| Units | μH | A | | A | | MHz | Ω | |
| Symbol | L | I _{rms} | | I _{sat} | | S.R.F | DCR | |
| APSWPA5020SR22□TF | 0.22 | 5.30 | 6.00 | 9.00 | 12.00 | 280 | 0.011 | N/M |
| APSWPA5020SR24□TF | 0.24 | 5.30 | 6.00 | 8.00 | 10.00 | 248 | 0.011 | N/M |
| APSWPA5020SR47□TF | 0.47 | 4.60 | 5.00 | 6.15 | 6.70 | 160 | 0.017 | N/M |
| APSWPA5020SR56□TF | 0.56 | 3.80 | 4.20 | 8.50 | 9.60 | 137 | 0.022 | N/M |
| APSWPA5020SR68□TF | 0.68 | 4.00 | 4.40 | 5.50 | 6.00 | 120 | 0.022 | N/M |
| APSWPA5020SR75□TF | 0.75 | 4.00 | 4.40 | 5.50 | 6.00 | 117 | 0.022 | N/M |
| APSWPA5020S1R0□TF | 1 | 3.80 | 4.10 | 4.10 | 5.00 | 114 | 0.026 | N/M |
| APSWPA5020S1R2□TF | 1.2 | 3.55 | 3.90 | 4.50 | 4.90 | 83 | 0.029 | N/M |
| APSWPA5020S1R5□TF | 1.5 | 3.20 | 3.50 | 4.10 | 4.50 | 68 | 0.034 | N/M |
| APSWPA5020S2R2□TF | 2.2 | 2.90 | 3.10 | 3.20 | 4.00 | 57 | 0.042 | N/M |
| APSWPA5020S2R7□TF | 2.7 | 2.70 | 2.90 | 2.90 | 3.50 | 52 | 0.049 | N/M |
| APSWPA5020S3R0□TF | 3 | 2.70 | 2.90 | 2.55 | 2.80 | 49 | 0.049 | N/M |
| APSWPA5020S3R3□TF | 3.3 | 2.50 | 2.70 | 2.55 | 3.00 | 46 | 0.056 | N/M |
| APSWPA5020S3R6□TF | 3.6 | 2.50 | 2.70 | 2.80 | 3.00 | 43 | 0.056 | N/M |
| APSWPA5020S3R9□TF | 3.9 | 2.50 | 2.70 | 2.30 | 2.80 | 40 | 0.056 | N/M |
| APSWPA5020S4R3MTF | 4.3 | 2.20 | 2.40 | 2.50 | 3.00 | 37 | 0.074 | M |
| APSWPA5020S4R7MTF | 4.7 | 2.20 | 2.40 | 2.50 | 2.70 | 37 | 0.074 | M |
| APSWPA5020S5R1MTF | 5.1 | 2.05 | 2.20 | 2.25 | 2.60 | 32 | 0.083 | M |
| APSWPA5020S5R6MTF | 5.6 | 2.05 | 2.20 | 2.30 | 2.50 | 32 | 0.083 | M |
| APSWPA5020S6R8MTF | 6.8 | 1.80 | 1.90 | 2.05 | 2.20 | 30 | 0.108 | M |
| APSWPA5020S7R5MTF | 7.5 | 1.75 | 1.90 | 1.85 | 2.00 | 26 | 0.117 | M |
| APSWPA5020S8R2MTF | 8.2 | 1.65 | 1.80 | 1.85 | 2.00 | 26 | 0.127 | M |
| APSWPA5020S9R1MTF | 9.1 | 1.55 | 1.70 | 1.70 | 1.80 | 24 | 0.143 | M |
| APSWPA5020S100MTF | 10 | 1.55 | 1.70 | 1.70 | 1.80 | 24 | 0.143 | M |

Electrical Characteristics

● APSWP5020 Series

| Part Number | Inductance | Heat Rating Current | | Saturation Current | | Self-resonant Frequency | DC Resistance | Inductance Tolerance |
|-------------------|------------|---------------------|------|--------------------|------|-------------------------|---------------|----------------------|
| | @100kHz,1V | Max. | Typ. | Max. | Typ. | Min. | Max. | |
| Units | μH | A | | A | | MHz | Ω | M=±20% N=±30% |
| Symbol | L | I _{rms} | | I _{sat} | | S.R.F | DCR | |
| APSWPA5020S120MTF | 12 | 1.40 | 1.50 | 1.50 | 1.60 | 22 | 0.182 | M |
| APSWPA5020S150MTF | 15 | 1.25 | 1.30 | 1.35 | 1.40 | 20 | 0.215 | M |
| APSWPA5020S180MTF | 18 | 1.15 | 1.20 | 1.25 | 1.30 | 16 | 0.260 | M |
| APSWPA5020S220MTF | 22 | 1.10 | 1.20 | 1.15 | 1.20 | 14 | 0.294 | M |
| APSWPA5020S330MTF | 33 | 0.90 | 0.99 | 0.92 | 1.00 | 10 | 0.507 | M |
| APSWPA5020S470MTF | 47 | 0.77 | 0.84 | 0.77 | 0.84 | 7 | 0.680 | M |
| APSWPA5020S560MTF | 56 | 0.70 | 0.77 | 0.77 | 0.84 | 6 | 0.819 | M |
| APSWPA5020S680MTF | 68 | 0.64 | 0.70 | 0.65 | 0.70 | 6 | 0.962 | M |
| APSWPA5020S820MTF | 82 | 0.50 | 0.60 | 0.65 | 0.75 | 6 | 1.158 | M |
| APSWPA5020S101MTF | 100 | 0.53 | 0.58 | 0.53 | 0.58 | 6 | 1.430 | M |
| APSWPA5020S121MTF | 120 | 0.40 | 0.50 | 0.42 | 0.53 | 6 | 1.755 | M |
| APSWPA5020S201MTF | 200 | 0.40 | 0.45 | 0.30 | 0.33 | 4.5 | 2.600 | M |

● APSWP5040 Series

| Part Number | Inductance | Heat Rating Current | | Saturation Current | | Self-resonant Frequency | DC Resistance | Inductance Tolerance |
|-------------------|------------|---------------------|------|--------------------|-------|-------------------------|---------------|----------------------|
| | @100kHz,1V | Max. | Typ. | Max. | Typ. | Min. | Max. | |
| Units | μH | A | | A | | MHz | Ω | M=±20% N=±30% |
| Symbol | L | I _{rms} | | I _{sat} | | S.R.F | DCR | |
| APSWPA5040SR22MTF | 0.22 | 6.50 | 7.50 | 18.00 | 20.00 | 289 | 0.008 | M |
| APSWPA5040SR24□TF | 0.24 | 6.40 | 7.40 | 15.70 | 18.00 | 251 | 0.008 | N/M |
| APSWPA5040SR47MTF | 0.47 | 6.60 | 7.60 | 10.00 | 11.50 | 171 | 0.013 | M |
| APSWPA5040S1R0□TF | 1 | 4.90 | 5.10 | 7.35 | 8.20 | 117 | 0.018 | N/M |
| APSWPA5040S1R2□TF | 1.2 | 4.15 | 4.30 | 6.50 | 7.10 | 110 | 0.021 | N/M |
| APSWPA5040S1R5□TF | 1.5 | 4.30 | 4.80 | 6.30 | 7.30 | 86 | 0.020 | N/M |
| APSWPA5040S1R8MTF | 1.8 | 4.15 | 4.30 | 5.50 | 6.40 | 55 | 0.021 | M |
| APSWPA5040S2R2□TF | 2.2 | 3.80 | 4.30 | 4.90 | 5.60 | 50 | 0.027 | N/M |
| APSWPA5040S2R7□TF | 2.7 | 3.60 | 4.10 | 4.30 | 5.10 | 37 | 0.029 | N/M |
| APSWPA5040S3R0□TF | 3 | 3.60 | 4.20 | 4.15 | 4.80 | 37 | 0.029 | N/M |
| APSWPA5040S3R3□TF | 3.3 | 3.40 | 3.90 | 3.95 | 4.60 | 32 | 0.031 | N/M |
| APSWPA5040S3R6MTF | 3.6 | 3.30 | 3.70 | 3.80 | 4.40 | 30 | 0.031 | M |
| APSWPA5040S3R9□TF | 3.9 | 3.20 | 3.70 | 3.55 | 4.20 | 29 | 0.035 | N/M |
| APSWPA5040S4R7□TF | 4.7 | 3.00 | 3.30 | 3.50 | 3.90 | 28 | 0.041 | N/M |
| APSWPA5040S5R6MTF | 5.6 | 2.80 | 3.10 | 3.00 | 4.10 | 27 | 0.046 | M |
| APSWPA5040S6R8MTF | 6.8 | 2.50 | 2.80 | 2.90 | 3.50 | 21 | 0.056 | M |
| APSWPA5040S8R2MTF | 8.2 | 2.30 | 2.60 | 2.70 | 3.00 | 20 | 0.062 | M |
| APSWPA5040S100MTF | 10 | 2.10 | 2.40 | 2.35 | 2.90 | 18 | 0.083 | M |
| APSWPA5040S120MTF | 12 | 2.00 | 2.10 | 2.20 | 2.50 | 14 | 0.100 | M |
| APSWPA5040S150MTF | 15 | 2.00 | 2.10 | 2.00 | 2.30 | 13 | 0.112 | M |
| APSWPA5040S180MTF | 18 | 1.45 | 1.65 | 1.70 | 2.00 | 12 | 0.155 | M |

Electrical Characteristics

● APSWP5040 Series

| Part Number | Inductance | Heat Rating Current | | Saturation Current | | Self-resonant Frequency | DC Resistance | Inductance Tolerance |
|-------------------|------------|---------------------|------|--------------------|------|-------------------------|---------------|----------------------|
| | @100kHz,1V | Max. | Typ. | Max. | Typ. | Min. | Max. | |
| Units | μH | A | | A | | MHz | Ω | M=±20% N=±30% |
| Symbol | L | I _{rms} | | I _{sat} | | S.R.F | DCR | |
| APSWPA5040S220MTF | 22 | 1.50 | 1.60 | 1.60 | 1.90 | 11 | 0.168 | M |
| APSWPA5040S270MTF | 27 | 1.10 | 1.25 | 1.52 | 1.75 | 9.8 | 0.244 | M |
| APSWPA5040S330MTF | 33 | 1.20 | 1.40 | 1.30 | 1.50 | 9 | 0.244 | M |
| APSWPA5040S470MTF | 47 | 1.00 | 1.10 | 1.10 | 1.30 | 7 | 0.354 | M |
| APSWPA5040S510MTF | 51 | 1.00 | 1.10 | 1.00 | 1.20 | 6 | 0.494 | M |
| APSWPA5040S560MTF | 56 | 0.80 | 0.90 | 1.05 | 1.20 | 6 | 0.494 | M |
| APSWPA5040S680MTF | 68 | 0.80 | 0.90 | 0.90 | 1.10 | 6 | 0.520 | M |
| APSWPA5040S750MTF | 75 | 0.72 | 0.80 | 0.85 | 0.95 | 6 | 0.585 | M |
| APSWPA5040S101MTF | 100 | 0.70 | 0.80 | 0.75 | 0.90 | 5 | 0.728 | M |
| APSWPA5040S151MTF | 150 | 0.60 | 0.70 | 0.65 | 0.67 | 3.7 | 0.975 | M |
| APSWPA5040S221MTF | 220 | 0.40 | 0.50 | 0.48 | 0.55 | 3 | 1.820 | M |
| APSWPA5040S301MTF | 300 | 0.35 | 0.40 | 0.50 | 0.58 | 2.7 | 2.600 | M |
| APSWPA5040S331MTF | 330 | 0.40 | 0.50 | 0.42 | 0.47 | 2.7 | 2.730 | M |
| APSWPA5040S471MTF | 470 | 0.35 | 0.40 | 0.37 | 0.43 | 2.7 | 3.900 | M |
| APSWPA5040S561MTF | 560 | 0.31 | 0.35 | 0.31 | 0.36 | 1.5 | 4.920 | M |
| APSWPA5040S681MTF | 680 | 0.25 | 0.30 | 0.30 | 0.35 | 1.6 | 5.070 | M |
| APSWPA5040S102MTF | 1000 | 0.20 | 0.23 | 0.21 | 0.25 | 1.3 | 7.800 | M |

● APSWP5045 Series

| Part Number | Inductance | Heat Rating Current | | Saturation Current | | Self-resonant Frequency | DC Resistance | Inductance Tolerance |
|-------------------|------------|---------------------|------|--------------------|------|-------------------------|---------------|----------------------|
| | @100kHz,1V | Max. | Typ. | Max. | Typ. | Min. | Max. | |
| Units | μH | A | | A | | MHz | Ω | M=±20% N=±30% |
| Symbol | L | I _{rms} | | I _{sat} | | S.R.F | DCR | |
| APSWPA5045S2R2MTF | 2.2 | 4.70 | 5.40 | 6.40 | 7.20 | 50 | 0.029 | M |
| APSWPA5045S100MTF | 10 | 2.50 | 2.90 | 3.20 | 3.70 | 17 | 0.079 | M |
| APSWPA5045S220MTF | 22 | 1.55 | 1.80 | 2.00 | 2.35 | 10 | 0.163 | M |

● APSWP6020 Series

| Part Number | Inductance | Heat Rating Current | | Saturation Current | | Self-resonant Frequency | DC Resistance | Inductance Tolerance |
|-------------------|------------|---------------------|------|--------------------|------|-------------------------|---------------|----------------------|
| | @100kHz,1V | Max. | Typ. | Max. | Typ. | Min. | Max. | |
| Units | μH | A | | A | | MHz | Ω | M=±20% N=±30% |
| Symbol | L | I _{rms} | | I _{sat} | | S.R.F | DCR | |
| APSWPA6020SR50□TF | 0.5 | 4.00 | 5.00 | 4.50 | 6.00 | 120 | 0.018 | N/M |
| APSWPA6020SR68□TF | 0.68 | 3.80 | 4.80 | 6.55 | 7.80 | 115 | 0.022 | N/M |
| APSWPA6020SR82□TF | 0.82 | 3.80 | 4.80 | 5.30 | 6.30 | 110 | 0.022 | N/M |
| APSWPA6020S1R0□TF | 1 | 3.50 | 4.40 | 4.15 | 5.00 | 100 | 0.026 | N/M |
| APSWPA6020S1R2□TF | 1.2 | 3.20 | 4.00 | 5.90 | 7.00 | 88 | 0.029 | N/M |
| APSWPA6020S1R5□TF | 1.5 | 3.20 | 4.00 | 4.25 | 5.10 | 79 | 0.029 | N/M |

Electrical Characteristics

● APSWP6020 Series

| Part Number | Inductance | Heat Rating Current | | Saturation Current | | Self-resonant Frequency | DC Resistance | Inductance Tolerance |
|-------------------|------------|---------------------|------|--------------------|------|-------------------------|---------------|----------------------|
| | @100kHz,1V | Max. | Typ. | Max. | Typ. | Min. | Max. | |
| Units | μH | A | | A | | MHz | Ω | M=±20% N=±30% |
| Symbol | L | I _{rms} | | I _{sat} | | S.R.F | DCR | |
| APSWPA6020S1R8□TF | 1.8 | 2.75 | 3.50 | 4.85 | 5.80 | 68 | 0.036 | N/M |
| APSWPA6020S2R0□TF | 2 | 2.60 | 3.30 | 4.10 | 4.90 | 65 | 0.046 | N/M |
| APSWPA6020S2R2□TF | 2.2 | 2.75 | 3.50 | 3.75 | 4.50 | 61 | 0.036 | N/M |
| APSWPA6020S2R7□TF | 2.7 | 2.60 | 3.30 | 3.90 | 4.60 | 56 | 0.046 | N/M |
| APSWPA6020S3R3□TF | 3.3 | 2.60 | 3.30 | 3.15 | 3.70 | 51 | 0.046 | N/M |
| APSWPA6020S3R9□TF | 3.9 | 2.10 | 2.60 | 3.25 | 3.90 | 45 | 0.064 | N/M |
| APSWPA6020S4R3□TF | 4.3 | 2.10 | 2.60 | 2.70 | 3.20 | 44 | 0.064 | N/M |
| APSWPA6020S4R7□TF | 4.7 | 2.00 | 2.50 | 3.00 | 3.60 | 41 | 0.075 | N/M |
| APSWPA6020S5R6□TF | 5.6 | 1.90 | 2.40 | 2.40 | 2.90 | 36 | 0.075 | N/M |
| APSWPA6020S6R2□TF | 6.2 | 1.80 | 2.30 | 2.30 | 2.70 | 31 | 0.103 | N/M |
| APSWPA6020S6R8□TF | 6.8 | 1.80 | 2.30 | 2.20 | 2.60 | 31 | 0.103 | N/M |
| APSWPA6020S8R2□TF | 8.2 | 1.40 | 1.80 | 2.10 | 2.50 | 27 | 0.137 | N/M |
| APSWPA6020S100MTF | 10 | 1.40 | 1.80 | 1.75 | 2.10 | 27 | 0.137 | M |
| APSWPA6020S120MTF | 12 | 1.30 | 1.60 | 1.45 | 1.70 | 25 | 0.156 | M |
| APSWPA6020S150MTF | 15 | 1.20 | 1.50 | 1.20 | 1.40 | 21 | 0.189 | M |
| APSWPA6020S180MTF | 18 | 1.08 | 1.40 | 1.20 | 1.40 | 18 | 0.234 | M |
| APSWPA6020S220MTF | 22 | 1.00 | 1.30 | 1.05 | 1.20 | 16 | 0.265 | M |
| APSWPA6020S330MTF | 33 | 0.84 | 1.05 | 0.95 | 1.10 | 11 | 0.390 | M |
| APSWPA6020S470MTF | 47 | 0.80 | 0.90 | 0.70 | 0.90 | 10 | 0.559 | M |
| APSWPA6020S331MTF | 330 | 0.33 | 0.39 | 0.27 | 0.33 | 3 | 3.419 | M |

● APSWP6028 Series

| Part Number | Inductance | Heat Rating Current | | Saturation Current | | Self-resonant Frequency | DC Resistance | Inductance Tolerance |
|-------------------|------------|---------------------|------|--------------------|------|-------------------------|---------------|----------------------|
| | @100kHz,1V | Max. | Typ. | Max. | Typ. | Min. | Max. | |
| Units | μH | A | | A | | MHz | Ω | M=±20% N=±30% |
| Symbol | L | I _{rms} | | I _{sat} | | S.R.F | DCR | |
| APSWPA6028SR82□TF | 0.82 | 5.20 | 6.00 | 6.50 | 9.00 | 97 | 0.016 | N/M |
| APSWPA6028S1R0□TF | 1 | 5.20 | 5.70 | 5.75 | 7.00 | 70 | 0.013 | N/M |
| APSWPA6028S1R2□TF | 1.2 | 4.58 | 5.00 | 6.40 | 7.50 | 69 | 0.017 | N/M |
| APSWPA6028S1R5□TF | 1.5 | 4.58 | 5.00 | 6.00 | 6.60 | 65 | 0.017 | N/M |
| APSWPA6028S2R2□TF | 2.2 | 3.75 | 4.10 | 5.10 | 5.60 | 48 | 0.026 | N/M |
| APSWPA6028S2R7□TF | 2.7 | 3.75 | 4.10 | 3.80 | 4.10 | 48 | 0.026 | N/M |
| APSWPA6028S3R3□TF | 3.3 | 3.48 | 3.80 | 4.15 | 4.50 | 41 | 0.033 | N/M |
| APSWPA6028S4R7□TF | 4.7 | 3.08 | 3.40 | 3.00 | 3.30 | 35 | 0.039 | N/M |
| APSWPA6028S5R1□TF | 5.1 | 2.60 | 2.80 | 3.20 | 3.50 | 32 | 0.056 | N/M |
| APSWPA6028S6R2MTF | 6.2 | 2.40 | 2.60 | 3.05 | 3.30 | 30 | 0.061 | M |
| APSWPA6028S6R8MTF | 6.8 | 2.40 | 2.60 | 2.60 | 3.00 | 27 | 0.061 | M |
| APSWPA6028S8R2MTF | 8.2 | 2.25 | 2.50 | 2.30 | 2.50 | 24 | 0.072 | M |
| APSWPA6028S9R1MTF | 9.1 | 2.15 | 2.40 | 2.55 | 2.80 | 24 | 0.096 | M |

Electrical Characteristics

● APSWP6028 Series

| Part Number | Inductance | Heat Rating Current | | Saturation Current | | Self-resonant Frequency | DC Resistance | Inductance Tolerance |
|-------------------|------------|---------------------|------|--------------------|------|-------------------------|---------------|----------------------|
| | @100kHz,1V | Max. | Typ. | Max. | Typ. | Min. | Max. | |
| Units | μH | A | | A | | MHz | Ω | M=±20% N=±30% |
| Symbol | L | Irms | | Isat | | S.R.F | DCR | |
| APSWPA6028S100MTF | 10 | 1.95 | 2.40 | 2.04 | 2.50 | 23 | 0.094 | M |
| APSWPA6028S120MTF | 12 | 1.85 | 2.00 | 1.80 | 2.00 | 18 | 0.104 | M |
| APSWPA6028S150MTF | 15 | 1.45 | 1.60 | 1.75 | 1.90 | 18 | 0.163 | M |
| APSWPA6028S180MTF | 18 | 1.45 | 1.60 | 1.52 | 1.80 | 15 | 0.156 | M |
| APSWPA6028S220MTF | 22 | 1.40 | 1.60 | 1.45 | 1.80 | 14 | 0.182 | M |
| APSWPA6028S270MTF | 27 | 1.32 | 1.40 | 1.50 | 1.60 | 13 | 0.202 | M |
| APSWPA6028S330MTF | 33 | 1.22 | 1.30 | 1.35 | 1.50 | 12 | 0.241 | M |
| APSWPA6028S360MTF | 36 | 1.13 | 1.20 | 1.25 | 1.40 | 11 | 0.280 | M |
| APSWPA6028S390MTF | 39 | 1.10 | 1.20 | 1.25 | 1.40 | 11 | 0.293 | M |
| APSWPA6028S470MTF | 47 | 1.06 | 1.10 | 1.15 | 1.30 | 9.5 | 0.410 | M |
| APSWPA6028S560MTF | 56 | 0.89 | 1.00 | 1.05 | 1.20 | 8.2 | 0.449 | M |
| APSWPA6028S680MTF | 68 | 0.86 | 0.95 | 0.80 | 0.95 | 7.7 | 0.468 | M |
| APSWPA6028S750MTF | 75 | 0.81 | 0.90 | 0.90 | 0.99 | 7.7 | 0.533 | M |
| APSWPA6028S820MTF | 82 | 0.70 | 0.77 | 0.80 | 0.88 | 7.7 | 0.650 | M |
| APSWPA6028S101MTF | 100 | 0.70 | 0.77 | 0.65 | 0.71 | 7.1 | 0.650 | M |
| APSWPA6028S401MTF | 400 | 0.40 | 0.45 | 0.30 | 0.33 | 2.8 | 2.808 | M |
| APSWPA6028S102MTF | 1000 | 0.23 | 0.26 | 0.18 | 0.22 | 1.5 | 7.540 | M |

● APSWP6040 Series

| Part Number | Inductance | Heat Rating Current | | Saturation Current | | Self-resonant Frequency | DC Resistance | Inductance Tolerance |
|-------------------|------------|---------------------|------|--------------------|------|-------------------------|---------------|----------------------|
| | @100kHz,1V | Max. | Typ. | Max. | Typ. | Min. | Max. | |
| Units | μH | A | | A | | MHz | Ω | M=±20% N=±30% |
| Symbol | L | Irms | | Isat | | S.R.F | DCR | |
| APSWPA6040S100MTF | 10 | 2.45 | 2.80 | 3.20 | 3.50 | 16 | 0.062 | M |
| APSWPA6040S150MTF | 15 | 2.05 | 2.35 | 2.50 | 3.00 | 13 | 0.088 | M |

● APSWP6045 Series

| Part Number | Inductance | Heat Rating Current | | Saturation Current | | Self-resonant Frequency | DC Resistance | Inductance Tolerance |
|-------------------|------------|---------------------|------|--------------------|-------|-------------------------|---------------|----------------------|
| | @100kHz,1V | Max. | Typ. | Max. | Typ. | Min. | Max. | |
| Units | μH | A | | A | | MHz | Ω | M=±20% N=±30% |
| Symbol | L | Irms | | Isat | | S.R.F | DCR | |
| APSWPA6045SR47□TF | 0.47 | 6.50 | 6.60 | 15.00 | 16.50 | 155 | 0.008 | N / M |
| APSWPA6045SR56□TF | 0.56 | 6.50 | 6.60 | 14.00 | 15.00 | 142 | 0.008 | N / M |
| APSWPA6045SR68□TF | 0.68 | 5.70 | 6.50 | 11.00 | 12.00 | 99 | 0.008 | N / M |
| APSWPA6045SR82□TF | 0.82 | 5.90 | 6.50 | 10.35 | 11.00 | 140 | 0.010 | N / M |
| APSWPA6045S1R0□TF | 1 | 5.14 | 5.60 | 9.85 | 10.00 | 100 | 0.014 | N / M |
| APSWPA6045S1R2□TF | 1.2 | 5.40 | 5.90 | 8.35 | 9.10 | 100 | 0.013 | N / M |
| APSWPA6045S1R3□TF | 1.3 | 5.40 | 5.90 | 8.35 | 9.10 | 100 | 0.013 | N / M |

Electrical Characteristics

● APSWP6045 Series

| Part Number | Inductance | Heat Rating Current | | Saturation Current | | Self-resonant Frequency | DC Resistance | Inductance Tolerance |
|-------------------|------------|---------------------|------|--------------------|------|-------------------------|---------------|----------------------|
| | @100kHz,1V | Max. | Typ. | Max. | Typ. | Min. | Max. | |
| Units | μH | A | | A | | MHz | Ω | M=±20% N=±30% |
| Symbol | L | I _{rms} | | I _{sat} | | S.R.F | DCR | |
| APSWPA6045S1R5□TF | 1.5 | 4.95 | 5.40 | 8.80 | 9.70 | 65 | 0.016 | N/M |
| APSWPA6045S1R8□TF | 1.8 | 4.95 | 5.40 | 7.60 | 8.40 | 74 | 0.016 | N/M |
| APSWPA6045S2R2□TF | 2.2 | 4.60 | 5.00 | 6.75 | 7.40 | 52 | 0.023 | N/M |
| APSWPA6045S2R3□TF | 2.3 | 3.50 | 3.80 | 6.00 | 6.60 | 60 | 0.027 | N/M |
| APSWPA6045S2R7□TF | 2.7 | 4.30 | 4.70 | 5.75 | 6.30 | 38 | 0.020 | N/M |
| APSWPA6045S3R0□TF | 3 | 3.80 | 4.20 | 5.60 | 6.20 | 35 | 0.026 | N/M |
| APSWPA6045S3R3□TF | 3.3 | 3.70 | 4.00 | 5.90 | 6.20 | 32 | 0.027 | N/M |
| APSWPA6045S3R6□TF | 3.6 | 3.70 | 4.00 | 5.25 | 5.70 | 28 | 0.027 | N/M |
| APSWPA6045S4R3MTF | 4.3 | 3.50 | 3.80 | 4.45 | 4.90 | 23 | 0.030 | M |
| APSWPA6045S4R5MTF | 4.5 | 3.30 | 3.60 | 4.97 | 5.50 | 24 | 0.034 | M |
| APSWPA6045S4R7MTF | 4.7 | 3.30 | 3.60 | 4.97 | 5.50 | 24 | 0.034 | M |
| APSWPA6045S5R1MTF | 5.1 | 3.30 | 3.60 | 4.40 | 4.80 | 23 | 0.034 | M |
| APSWPA6045S5R6MTF | 5.6 | 3.15 | 3.40 | 4.15 | 4.60 | 23 | 0.038 | M |
| APSWPA6045S6R2MTF | 6.2 | 3.00 | 3.30 | 4.43 | 4.80 | 26 | 0.040 | M |
| APSWPA6045S6R3MTF | 6.3 | 3.00 | 3.30 | 4.43 | 4.70 | 26 | 0.040 | M |
| APSWPA6045S6R8MTF | 6.8 | 3.00 | 3.30 | 3.90 | 4.30 | 20 | 0.040 | M |
| APSWPA6045S7R5MTF | 7.5 | 2.90 | 3.20 | 3.50 | 3.80 | 18 | 0.044 | M |
| APSWPA6045S8R2MTF | 8.2 | 2.60 | 2.80 | 3.90 | 4.30 | 21 | 0.060 | M |
| APSWPA6045S9R1MTF | 9.1 | 2.60 | 2.80 | 3.35 | 3.70 | 17 | 0.056 | M |
| APSWPA6045S100MTF | 10 | 2.45 | 2.70 | 3.20 | 3.50 | 15 | 0.062 | M |
| APSWPA6045S120MTF | 12 | 2.20 | 2.40 | 2.80 | 3.00 | 13 | 0.075 | M |
| APSWPA6045S150MTF | 15 | 2.05 | 2.20 | 2.50 | 2.70 | 12 | 0.088 | M |
| APSWPA6045S180MTF | 18 | 1.85 | 2.00 | 2.20 | 2.40 | 10 | 0.105 | M |
| APSWPA6045S220MTF | 22 | 1.80 | 2.00 | 2.05 | 2.20 | 10 | 0.116 | M |
| APSWPA6045S270MTF | 27 | 1.65 | 1.80 | 1.90 | 2.10 | 9.2 | 0.133 | M |
| APSWPA6045S300MTF | 30 | 1.50 | 1.60 | 1.70 | 1.80 | 7.8 | 0.172 | M |
| APSWPA6045S330MTF | 33 | 1.45 | 1.60 | 1.65 | 1.80 | 7.8 | 0.178 | M |
| APSWPA6045S360MTF | 36 | 1.40 | 1.50 | 1.62 | 1.80 | 7.8 | 0.225 | M |
| APSWPA6045S390MTF | 39 | 1.25 | 1.40 | 1.50 | 1.60 | 7.8 | 0.234 | M |
| APSWPA6045S430MTF | 43 | 1.20 | 1.30 | 1.63 | 1.80 | 7.7 | 0.260 | M |
| APSWPA6045S470MTF | 47 | 1.20 | 1.30 | 1.40 | 1.50 | 6.4 | 0.260 | M |
| APSWPA6045S510MTF | 51 | 1.15 | 1.20 | 1.35 | 1.50 | 6.4 | 0.269 | M |
| APSWPA6045S560MTF | 56 | 1.10 | 1.20 | 1.30 | 1.40 | 6.4 | 0.287 | M |
| APSWPA6045S620MTF | 62 | 1.10 | 1.20 | 1.25 | 1.40 | 6.4 | 0.306 | M |
| APSWPA6045S680MTF | 68 | 1.00 | 1.10 | 1.20 | 1.30 | 6.4 | 0.376 | M |
| APSWPA6045S750MTF | 75 | 0.95 | 1.00 | 1.15 | 1.20 | 5 | 0.397 | M |
| APSWPA6045S820MTF | 82 | 0.90 | 0.99 | 1.05 | 1.10 | 4.9 | 0.500 | M |
| APSWPA6045S910MTF | 91 | 0.85 | 0.94 | 1.00 | 1.10 | 4.9 | 0.467 | M |
| APSWPA6045S101MTF | 100 | 0.80 | 0.88 | 0.95 | 1.00 | 4.2 | 0.563 | M |
| APSWPA6045S121MTF | 120 | 0.77 | 0.85 | 0.85 | 0.94 | 4.2 | 0.629 | M |

Electrical Characteristics

● APSWP6045 Series

| Part Number | Inductance | Heat Rating Current | | Saturation Current | | Self-resonant Frequency | DC Resistance | Inductance Tolerance |
|-------------------|------------|---------------------|------|--------------------|------|-------------------------|---------------|----------------------|
| | @100kHz,1V | Max. | Typ. | Max. | Typ. | Min. | Max. | |
| Units | μH | A | | A | | MHz | Ω | M=±20% N=±30% |
| Symbol | L | I _{rms} | | I _{sat} | | S.R.F | DCR | |
| APSWPA6045S151MTF | 150 | 0.70 | 0.77 | 0.80 | 0.88 | 4.2 | 0.754 | M |
| APSWPA6045S221MTF | 220 | 0.59 | 0.65 | 0.70 | 0.77 | 3.5 | 1.084 | M |
| APSWPA6045S331MTF | 330 | 0.57 | 0.63 | 0.57 | 0.63 | 2.8 | 1.651 | M |
| APSWPA6045S471MTF | 470 | 0.42 | 0.48 | 0.50 | 0.56 | 2 | 2.340 | M |
| APSWPA6045S681MTF | 680 | 0.33 | 0.38 | 0.42 | 0.46 | 1.7 | 3.250 | M |
| APSWPA6045S102MTF | 1000 | 0.30 | 0.35 | 0.30 | 0.35 | 1.3 | 5.850 | M |

● APSWP8040 Series

| Part Number | Inductance | Heat Rating Current | | Saturation Current | | Self-resonant Frequency | DC Resistance | Inductance Tolerance |
|-------------------|------------|---------------------|------|--------------------|-------|-------------------------|---------------|----------------------|
| | @100kHz,1V | Max. | Typ. | Max. | Typ. | Min. | Max. | |
| Units | μH | A | | A | | MHz | Ω | M=±20% N=±30% |
| Symbol | L | I _{rms} | | I _{sat} | | S.R.F | DCR | |
| APSWPA8040SR82□TF | 0.82 | 6.30 | 6.90 | 13.80 | 16.00 | 94 | 0.010 | N/M |
| APSWPA8040S1R0□TF | 1 | 6.30 | 6.90 | 9.85 | 14.00 | 89 | 0.010 | N/M |
| APSWPA8040S1R2□TF | 1.2 | 5.65 | 6.20 | 10.00 | 14.00 | 59 | 0.013 | N/M |
| APSWPA8040S1R5□TF | 1.5 | 5.65 | 6.20 | 8.15 | 11.00 | 67 | 0.013 | N/M |
| APSWPA8040S2R0□TF | 2 | 5.15 | 5.60 | 9.25 | 10.00 | 43 | 0.016 | N/M |
| APSWPA8040S2R2□TF | 2.2 | 5.15 | 5.60 | 7.10 | 8.00 | 41 | 0.016 | N/M |
| APSWPA8040S3R0□TF | 3 | 4.70 | 5.20 | 6.10 | 7.00 | 32 | 0.018 | N/M |
| APSWPA8040S3R3□TF | 3.3 | 4.40 | 4.80 | 6.50 | 7.00 | 27 | 0.022 | N/M |
| APSWPA8040S3R6□TF | 3.6 | 4.35 | 4.80 | 7.52 | 8.50 | 30 | 0.022 | N/M |
| APSWPA8040S3R9□TF | 3.9 | 4.35 | 4.80 | 5.75 | 6.50 | 26 | 0.022 | N/M |
| APSWPA8040S4R7□TF | 4.7 | 4.10 | 4.50 | 5.90 | 6.50 | 24 | 0.025 | N/M |
| APSWPA8040S5R1□TF | 5.1 | 4.05 | 4.40 | 4.70 | 5.40 | 22 | 0.025 | N/M |
| APSWPA8040S5R6□TF | 5.6 | 3.85 | 4.20 | 6.00 | 6.90 | 24 | 0.027 | N/M |
| APSWPA8040S6R2□TF | 6.2 | 3.85 | 4.20 | 4.45 | 5.10 | 20 | 0.027 | N/M |
| APSWPA8040S6R8MTF | 6.8 | 3.60 | 4.00 | 4.55 | 5.20 | 20 | 0.031 | M |
| APSWPA8040S8R2MTF | 8.2 | 3.45 | 3.80 | 4.20 | 4.80 | 17 | 0.034 | M |
| APSWPA8040S100MTF | 10 | 3.30 | 3.60 | 3.60 | 4.10 | 15 | 0.038 | M |
| APSWPA8040S120MTF | 12 | 2.80 | 3.00 | 3.50 | 4.00 | 13 | 0.053 | M |
| APSWPA8040S150MTF | 15 | 2.60 | 2.80 | 2.95 | 3.40 | 12 | 0.061 | M |
| APSWPA8040S180MTF | 18 | 2.40 | 2.60 | 2.70 | 3.10 | 11 | 0.069 | M |
| APSWPA8040S220MTF | 22 | 2.10 | 2.30 | 2.40 | 2.70 | 9.5 | 0.090 | M |
| APSWPA8040S270MTF | 27 | 2.00 | 2.20 | 2.15 | 2.50 | 9.2 | 0.101 | M |
| APSWPA8040S330MTF | 33 | 1.80 | 2.00 | 2.05 | 2.40 | 7.8 | 0.126 | M |
| APSWPA8040S360MTF | 36 | 1.75 | 1.90 | 2.00 | 2.30 | 7.8 | 0.133 | M |
| APSWPA8040S390MTF | 39 | 1.70 | 1.90 | 1.95 | 2.20 | 7.8 | 0.139 | M |
| APSWPA8040S430MTF | 43 | 1.65 | 1.80 | 1.90 | 2.20 | 7.8 | 0.147 | M |
| APSWPA8040S470MTF | 47 | 1.55 | 1.70 | 1.75 | 2.00 | 6.4 | 0.177 | M |

Electrical Characteristics

● APSWP8040 Series

| Part Number | Inductance | Heat Rating Current | | Saturation Current | | Self-resonant Frequency | DC Resistance | Inductance Tolerance |
|-------------------|------------|---------------------|------|--------------------|------|-------------------------|---------------|----------------------|
| | @100kHz,1V | Max. | Typ. | Max. | Typ. | Min. | Max. | |
| Units | μH | A | | A | | MHz | Ω | M=±20% N=±30% |
| Symbol | L | I _{rms} | | I _{sat} | | S.R.F | DCR | |
| APSWPA8040S510MTF | 51 | 1.50 | 1.60 | 1.70 | 1.90 | 6.4 | 0.185 | M |
| APSWPA8040S560MTF | 56 | 1.45 | 1.60 | 1.55 | 1.70 | 6.4 | 0.192 | M |
| APSWPA8040S620MTF | 62 | 1.30 | 1.40 | 1.50 | 1.60 | 6.4 | 0.237 | M |
| APSWPA8040S680MTF | 68 | 1.25 | 1.40 | 1.45 | 1.60 | 4.9 | 0.255 | M |
| APSWPA8040S750MTF | 75 | 1.20 | 1.30 | 1.35 | 1.50 | 4.9 | 0.274 | M |
| APSWPA8040S820MTF | 82 | 1.15 | 1.20 | 1.30 | 1.40 | 5.9 | 0.293 | M |
| APSWPA8040S910MTF | 91 | 1.05 | 1.10 | 1.20 | 1.30 | 4.9 | 0.354 | M |
| APSWPA8040S101MTF | 100 | 1.00 | 1.10 | 1.15 | 1.30 | 4.2 | 0.377 | M |
| APSWPA8040S121MTF | 120 | 0.95 | 1.00 | 1.05 | 1.10 | 3.5 | 0.434 | M |
| APSWPA8040S151MTF | 150 | 0.85 | 0.94 | 1.10 | 1.20 | 3.5 | 0.533 | M |
| APSWPA8040S181MTF | 180 | 0.83 | 0.92 | 0.95 | 1.15 | 3.5 | 0.676 | M |
| APSWPA8040S221MTF | 220 | 0.80 | 0.88 | 0.85 | 0.94 | 3.5 | 0.779 | M |
| APSWPA8040S331MTF | 330 | 0.64 | 0.70 | 0.68 | 0.75 | 2.8 | 1.156 | M |
| APSWPA8040S471MTF | 470 | 0.50 | 0.60 | 0.60 | 0.70 | 2.1 | 1.625 | M |

● APSWP8065 Series

| Part Number | Inductance | Heat Rating Current | | Saturation Current | | Self-resonant Frequency | DC Resistance | Inductance Tolerance |
|-------------------|------------|---------------------|------|--------------------|-------|-------------------------|---------------|----------------------|
| | @100kHz,1V | Max. | Typ. | Max. | Typ. | Min. | Max. | |
| Units | μH | A | | A | | MHz | Ω | M=±20% N=±30% |
| Symbol | L | I _{rms} | | I _{sat} | | S.R.F | DCR | |
| APSWPA8065SR68MTF | 0.68 | 7.50 | 8.50 | 24.00 | 26.00 | 100 | 0.008 | M |
| APSWPA8065S1R0MTF | 1 | 7.00 | 8.00 | 20.00 | 22.00 | 96 | 0.011 | M |
| APSWPA8065S2R2MTF | 2.2 | 5.20 | 4.50 | 13.80 | 12.00 | 45 | 0.016 | M |
| APSWPA8065S3R3MTF | 3.3 | 5.10 | 5.90 | 9.50 | 10.00 | 27 | 0.018 | M |
| APSWPA8065S4R7MTF | 4.7 | 4.70 | 5.40 | 8.50 | 9.50 | 18 | 0.022 | M |
| APSWPA8065S5R6MTF | 5.6 | 4.50 | 5.20 | 8.00 | 9.00 | 17 | 0.026 | M |
| APSWPA8065S6R8MTF | 6.8 | 4.50 | 5.20 | 7.50 | 8.00 | 16 | 0.026 | M |
| APSWPA8065S8R2MTF | 8.2 | 4.20 | 4.80 | 7.00 | 7.70 | 15 | 0.031 | M |
| APSWPA8065S100MTF | 10 | 3.20 | 3.70 | 8.00 | 8.90 | 13 | 0.044 | M |
| APSWPA8065S150MTF | 15 | 3.25 | 3.75 | 5.70 | 6.70 | 10 | 0.053 | M |
| APSWPA8065S220MTF | 22 | 2.70 | 3.10 | 4.30 | 4.80 | 8 | 0.072 | M |
| APSWPA8065S470MTF | 47 | 1.85 | 2.15 | 3.40 | 3.70 | 7 | 0.152 | M |
| APSWPA8065S560MTF | 56 | 1.35 | 1.55 | 3.20 | 3.70 | 6 | 0.198 | M |
| APSWPA8065S680MTF | 68 | 1.55 | 1.80 | 2.70 | 3.20 | 5 | 0.218 | M |
| APSWPA8065S101MTF | 100 | 1.35 | 1.45 | 2.00 | 2.40 | 3.1 | 0.280 | M |
| APSWPA8065S151MTF | 150 | 0.95 | 1.10 | 1.60 | 2.00 | 2.5 | 0.440 | M |
| APSWPA8065S221MTF | 220 | 0.80 | 0.90 | 1.20 | 1.50 | 2 | 0.656 | M |
| APSWPA8065S331MTF | 330 | 0.75 | 0.85 | 1.00 | 1.20 | 1.7 | 0.840 | M |
| APSWPA8065S471MTF | 470 | 0.55 | 0.65 | 1.00 | 1.20 | 1.4 | 1.560 | M |

Electrical Characteristics

● APSWP8065 Series

| Part Number | Inductance | Heat Rating Current | | Saturation Current | | Self-resonant Frequency | DC Resistance | Inductance Tolerance |
|-------------------|---------------|---------------------|------|--------------------|------|-------------------------|---------------|----------------------|
| | @100kHz,1V | Max. | Typ. | Max. | Typ. | Min. | Max. | |
| Units | μH | A | | A | | MHz | Ω | M=±20% N=±30% |
| Symbol | L | I _{rms} | | I _{sat} | | S.R.F | DCR | |
| APSWPA8065S681MTF | 680 | 0.52 | 0.60 | 0.85 | 1.00 | 1 | 1.944 | |
| APSWPA8065S102MTF | 1000 | 0.40 | 0.45 | 0.65 | 0.73 | 1.1 | 2.820 | M |

△1: All test data is referenced to 20°C ambient;

△2: Rated current: I_{sat} or I_{rms}, whichever is smaller;

△3: I_{rms}: DC current that causes the temperature rise ($\Delta T = 40^\circ\text{C}$) from 20°C ambient.

TYPICAL ELECTRICAL CHARACTERISTICS

APSWPA252010 Series

Temperature vs. DC Current Characteristics



Inductance vs. DC Current Characteristics



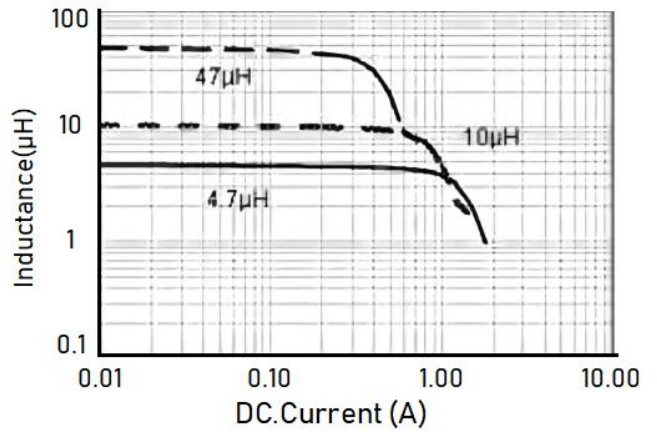
TYPICAL ELECTRICAL CHARACTERISTICS

APSWPA252012 Series

Temperature vs. DC Current Characteristics



Inductance vs. DC Current Characteristics

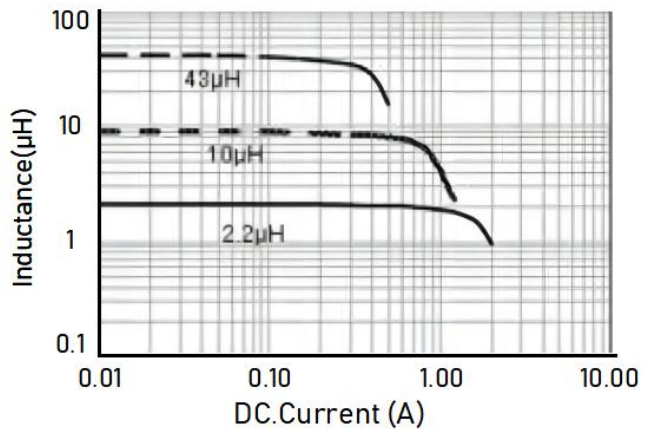


APSWPA3010 Series

Temperature vs. DC Current Characteristics



Inductance vs. DC Current Characteristics

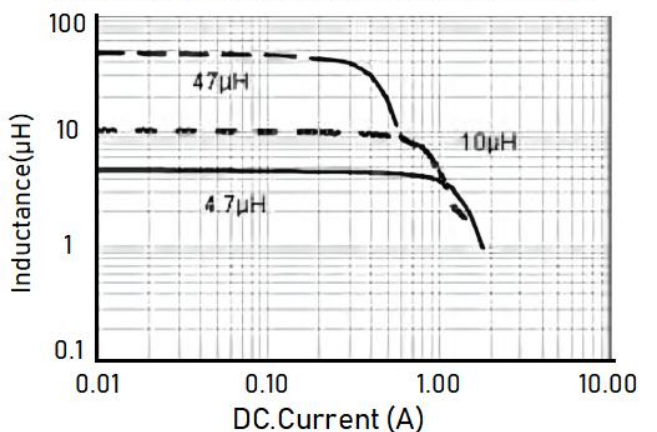


APSWPA3012 Series

Temperature vs. DC Current Characteristics



Inductance vs. DC Current Characteristics



TYPICAL ELECTRICAL CHARACTERISTICS

APSWPA3015 Series

Temperature vs. DC Current Characteristics



Inductance vs. DC Current Characteristics



APSWPA4010 Series

Temperature vs. DC Current Characteristics



Inductance vs. DC Current Characteristics



APSWPA4012 Series

Temperature vs. DC Current Characteristics



Inductance vs. DC Current Characteristics



TYPICAL ELECTRICAL CHARACTERISTICS

APSWPA4018 Series

Temperature vs. DC Current Characteristics



Inductance vs. DC Current Characteristics



APSWPA4020 Series

Temperature vs. DC Current Characteristics



Inductance vs. DC Current Characteristics

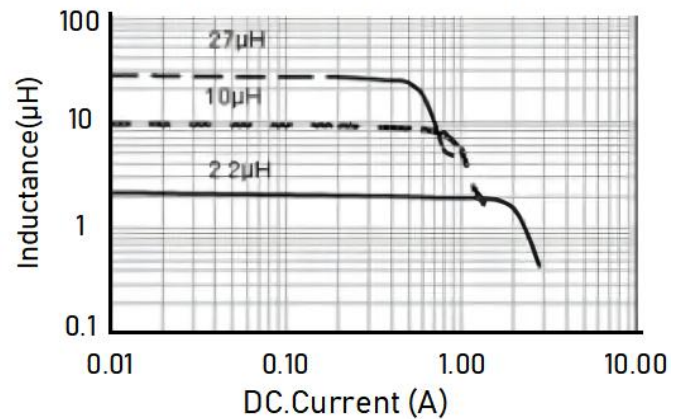


APSWPA4030 Series

Temperature vs. DC Current Characteristics



Inductance vs. DC Current Characteristics



TYPICAL ELECTRICAL CHARACTERISTICS

APSWPA5012 Series

Temperature vs. DC Current Characteristics



Inductance vs. DC Current Characteristics



APSWPA5020 Series

Temperature vs. DC Current Characteristics



Inductance vs. DC Current Characteristics



APSWPA5040 Series

Temperature vs. DC Current Characteristics



Inductance vs. DC Current Characteristics



TYPICAL ELECTRICAL CHARACTERISTICS

APSWPA6020 Series

Temperature vs. DC Current Characteristics



Inductance vs. DC Current Characteristics



APSWPA6028 Series

Temperature vs. DC Current Characteristics



Inductance vs. DC Current Characteristics



APSWPA6045 Series

Temperature vs. DC Current Characteristics



Inductance vs. DC Current Characteristics



TYPICAL ELECTRICAL CHARACTERISTICS

APSWPA8040 Series

Temperature vs. DC Current Characteri

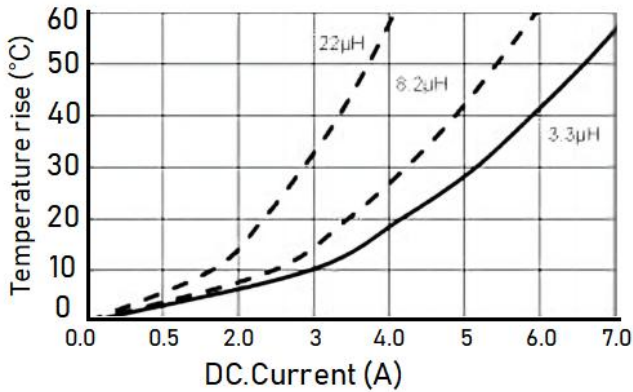


Inductance vs. DC Current Characteristics

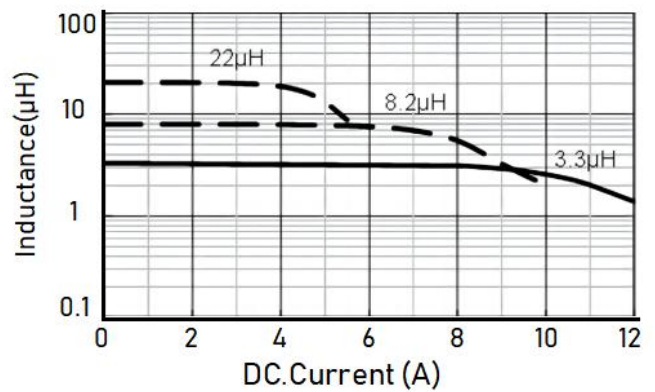


APSWPA8065 Series

Temperature vs. DC Current Characteristics



Inductance vs. DC Current Characteristics



Note:

This series product is not applies in automotive or related products. Otherwise, we will shall not bear than the resulting all the problems of quality and responsibility.

Please be sure to request approval specifications that provide further details of the products. Kindly not that the content of these specifications are subject to change or may be discontinued without prior notice. This product may not be designed/used in medical or high risk applications without APV approval.

X-ON Electronics

Largest Supplier of Electrical and Electronic Components

Click to view similar products for [Fixed Inductors](#) category:

Click to view products by [APV](#) manufacturer:

Other Similar products are found below :

[CR32NP-100KC](#) [70F224AI](#) [MHQ1005P10NJ](#) [MHQ1005P1N0S](#) [MHQ1005P2N4S](#) [MHQ1005P3N6S](#) [MHQ1005P5N1S](#) [MHQ1005P8N2J](#)
[PE-53601NL](#) [PE-53602NL](#) [PG0936.113NLT](#) [9220-20](#) [9310-16](#) [PM06-2N7](#) [PM06-39NJ](#) [A01TK](#) [1206CS-471XJ](#) [HC2-R47-R](#) [HC8-1R2-R](#)
[HCF1305-3R3-R](#) [1206CS-151XG](#) [RCH664NP-4R7M](#) [RCP1317NP-391L](#) [DH2280-4R7M](#) [DS1608C-106](#) [B10TJ](#) [B82498B3101J000](#) [ELJ-](#)
[RE27NJF2](#) [1812CS-153XJ](#) [1812CS-183XJ](#) [1812CS-223XJ](#) [1812LS-104XJ](#) [1812LS-105XJ](#) [1812LS-124XJ](#) [1812LS-154XJ](#) [1812LS-223XJ](#)
[1812LS-224XJ](#) [1812LS-563XJ](#) [1812LS-683XJ](#) [1812LS-824XJ](#) [NIN-FB101JTR110F](#) [NIN-FB471JTR62F](#) [NIN-FC1R5JTR220F](#) [NIN-](#)
[HCR15JTRF](#) [NIN-HCR33JTRF](#) [NIN-HDR22JTRF](#) [NIN-HDR82JTRF](#) [NIN-HK2N7STRF](#) [NIN-PA150KTR370F](#) [NIN-PB100KTR550F](#)