

## FEATURES

- Various high power inductors are superior to be high saturation
- Suitable for surface mounting equipment
- Closed magnetic circuit design reduces leakage flux and Electro Magnetic Interference (EMI)
- Takes up less PCB real estate and save more power
- Magnetic-resin shielded construction reduces buzz noise to ultra-low levels
- Operating Temperature: -40°C~+125°C
- Packing:Tape Carrier Package.



## APPLICATIONS

- Smart phone, smart TV, set top box, notebook
- Car navigation systems, telecomm basestations
- VR, AR
- LED lighting
- RoHS, Halogen Free and REACH Compliance

## PART NUMBERING

APS	WPA	4018	S	2R2	M	T	F
①	②	③	④	⑤	⑥	⑦	⑧
Grade	Series Name	Dimensions Code	Feature Type	Nominal inductance	Inductance tolerance	Packaging	HSF Products

①Grade
Grade Code

② Series Name	
WPA	Wire Wound SMD Power Inductor

③Dimensions Code	
Code	Dimensions(L×W×H)[mm]
252010	2.5×2.0×1.0
252012	2.5×2.0×1.2
3010	3.0×3.0×1.0
3012	3.0×3.0×1.2
3015	3.0×3.0×1.5
4010	4.0×4.0×1.0
4012	4.0×4.0×1.2
4018	4.0×4.0×1.8
4020	4.0×4.0×2.0
4030	4.0×4.0×3.0
5012	5.0×5.0×1.2
5020	5.0×5.0×2.0
5040	5.0×5.0×4.0
5045	5.0×5.0×4.5
6020	6.0×6.0×2.0
6028	6.0×6.0×2.8
6045	6.0×6.0×4.5
8040	8.0×8.0×4.0
8060	8.0×8.0×6.0
8065	8.0×8.0×6.5

④Feature Type
S Standard

⑤Nominal inductance	
Code (example)	Nominal inductance [μH]
2R2	2.2
100	10
101	100

⑦Packaging
Taping

⑧HSF Products	
F	Hazardous Substance Free Products

⑥Inductance tolerance	
Code (example)	Inductance tolerance
K	±10%
M	±20%
N	±30%

Dimensions & Recommended Land Pattern

Figure 1

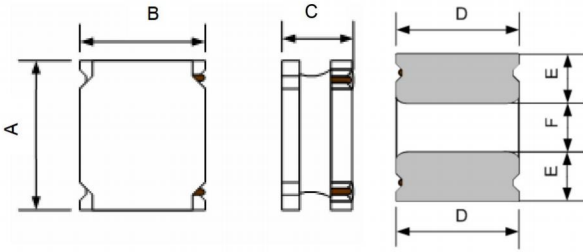


Figure 2

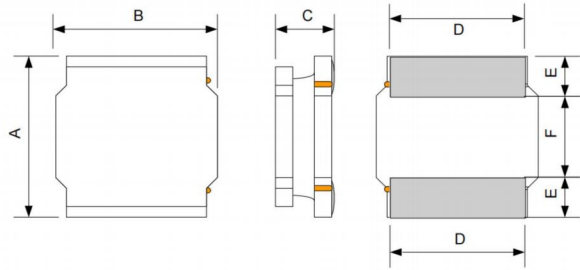
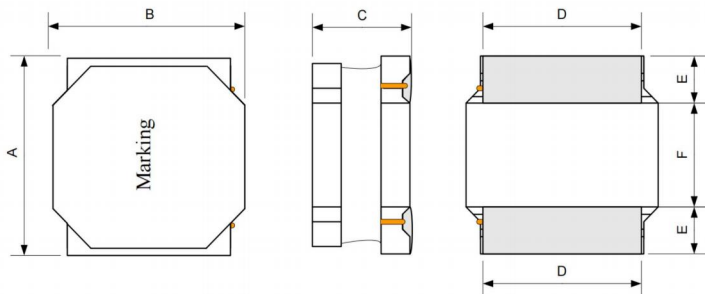
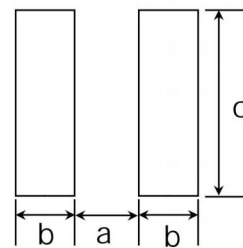


Figure 3



Recommended Land Pattern



Unit: mm

Dimensions								Recommended Land Pattern		
Series	Shape	A	B	C	D	E	F	a Typ.	b Typ.	c Typ.
APSWPA252010	Figure1	2.5±0.1	2.0±0.1	1.0 Max.	2.0±0.2	0.80±0.2	0.80±0.2	0.8	0.85	2
APSWPA252012	Figure1	2.5±0.1	2.0±0.1	1.2 Max.	2.0±0.2	0.80±0.2	0.80±0.2	0.8	0.85	2
APSWPA3010	Figure2	3.0±0.2	3.0±0.2	1.0 Max.	2.5±0.2	0.75±0.2	1.5±0.2	1.5	0.8	2.7
APSWPA3012	Figure2	3.0±0.2	3.0±0.2	1.2 Max.	2.5±0.2	0.75±0.2	1.5±0.2	1.5	0.8	2.7
APSWPA3015	Figure2	3.0±0.2	3.0±0.2	1.5 Max.	2.5±0.2	0.75±0.2	1.5±0.2	1.5	0.8	2.7
APSWPA4010	Figure2	4.0±0.2	4.0±0.2	1.0 Max.	3.3±0.2	0.95±0.2	2.1±0.2	1.9	1.1	3.7
APSWPA4012	Figure2	4.0±0.2	4.0±0.2	1.2 Max.	3.3±0.2	0.95±0.2	2.1±0.2	1.9	1.1	3.7
APSWPA4018	Figure2	4.0±0.2	4.0±0.2	1.8 Max.	3.3±0.2	0.95±0.2	2.1±0.2	1.9	1.1	3.7
APSWPA4020	Figure2	4.0±0.2	4.0±0.2	2.0 Max.	3.3±0.2	0.95±0.2	2.1±0.2	1.9	1.1	3.7
APSWPA4030	Figure2	4.0±0.2	4.0±0.2	3.0 Max.	3.3±0.2	0.95±0.2	2.1±0.2	1.9	1.1	3.7
APSWPA5012	Figure3	5.0±0.2	5.0±0.2	1.2 Max.	4.0±0.2	1.25±0.2	2.5±0.2	2.3	1.4	4.2
APSWPA5020	Figure3	5.0±0.2	5.0±0.2	2.0 Max.	4.0±0.2	1.25±0.2	2.5±0.2	2.3	1.4	4.2
APSWPA5040	Figure3	5.0±0.2	5.0±0.2	4.0 Max.	4.0±0.2	1.25±0.2	2.5±0.2	2.3	1.4	4.2
APSWPA5045	Figure3	5.0±0.2	5.0±0.2	4.5 Max.	4.0±0.2	1.30±0.2	2.5±0.2	2.3	1.4	4.2
APSWPA6020	Figure2	6.0±0.3	6.0±0.3	2.0 Max.	4.9±0.3	1.55±0.3	2.9±0.3	2.8	1.7	5.7
APSWPA6028	Figure2	6.0±0.3	6.0±0.3	2.8 Max.	4.9±0.3	1.55±0.3	2.9±0.3	2.8	1.7	5.7
APSWPA6045	Figure2	6.0±0.3	6.0±0.3	4.5 Max.	4.9±0.3	1.55±0.3	2.9±0.3	2.8	1.7	5.7
APSWPA8040	Figure2	8.0±0.3	8.0±0.3	4.2 Max.	6.3±0.3	2.00±0.3	4.0±0.3	3.8	2.2	7.5
APSWPA8065	Figure3	8.0±0.3	8.0±0.3	6.5 Max.	6.3±0.3	2.00±0.3	4.0±0.3	3.8	2.2	7.5

● All products are printed with Marking except the 252010, 252012, 3010, 3012 and 3015 series.

## Electrical Characteristics

## ● APSWPA252010 Series

Part Number	Inductance	DC Resistance		Heat Rating Current *4		Saturation Current*3		Self-resonant Frequency	Inductance Tolerance
	@100kHz,1V	Max.	Typ.	Max.	Typ.	Max.	Typ.	Min.	
Units	μH	Ω		A		A		MHz	M=±20% N=±30%
Symbol	L	DCR		I <sub>rms</sub>		I <sub>sat</sub>		S.R.F	
APSWPA252010SR47□TF	0.47	0.056	0.047	2.35	2.56	2.50	3.35	206	N/M
APSWPA252010SR56□TF	0.56	0.072	0.060	2.00	2.18	2.90	3.20	160	N/M
APSWPA252010SR68□TF	0.68	0.074	0.062	2.00	2.18	2.20	2.75	129	N/M
APSWPA252010S1R0□TF	1	0.108	0.090	1.65	1.80	1.85	2.20	100	N/M
APSWPA252010S1R5□TF	1.5	0.182	0.152	1.30	1.42	1.80	2.10	81	N/M
APSWPA252010S2R2□TF	2.2	0.209	0.174	1.20	1.31	1.20	1.60	61	N/M
APSWPA252010S3R3MTF	3.3	0.328	0.273	0.90	0.98	1.05	1.30	47	M
APSWPA252010S4R7MTF	4.7	0.563	0.469	0.70	0.76	0.95	1.15	42	M
APSWPA252010S5R6MTF	5.6	0.563	0.469	0.73	0.80	0.80	0.95	35	M
APSWPA252010S6R8MTF	6.8	0.896	0.747	0.59	0.64	0.78	0.92	31	M
APSWPA252010S100MTF	10	1.092	0.910	0.50	0.55	0.65	0.78	27	M

## ● APSWPA252010 Series

Part Number	Inductance	DC Resistance		Heat Rating Current *4		Saturation Current*3		Self-resonant Frequency	Inductance Tolerance
	@100kHz,1V	Max.	Typ.	Max.	Typ.	Max.	Typ.	Min.	
Units	μH	Ω		A		A		MHz	M=±20% N=±30%
Symbol	L	DCR		I <sub>rms</sub>		I <sub>sat</sub>		S.R.F	
APSWPA252012SR47□TF	0.47	0.061	0.047	2.15	2.34	3.82	4.27	160	N/M
APSWPA252012SR68□TF	0.68	0.074	0.057	1.95	2.13	3.28	3.68	140	N/M
APSWPA252012S1R0□TF	1	0.090	0.069	1.93	2.10	2.59	2.90	110	N/M
APSWPA252012S1R2□TF	1.2	0.129	0.099	1.46	1.59	2.38	2.67	100	N/M
APSWPA252012S1R5MTF	1.5	0.147	0.113	1.40	1.53	2.24	2.51	97	M
APSWPA252012S2R2MTF	2.2	0.216	0.166	1.15	1.25	1.85	2.07	69	M
APSWPA252012S2R7MTF	2.7	0.239	0.184	1.09	1.19	1.72	1.92	63	M
APSWPA252012S3R3MTF	3.3	0.264	0.203	1.04	1.13	1.61	1.80	62	M
APSWPA252012S3R6MTF	3.6	0.348	0.268	0.90	0.98	1.46	1.64	53	M
APSWPA252012S4R3MTF	4.3	0.377	0.290	0.87	0.95	1.37	1.53	51	M
APSWPA252012S4R7MTF	4.7	0.377	0.290	0.84	0.92	1.12	1.25	47	M
APSWPA252012S5R1MTF	5.1	0.500	0.385	0.75	0.82	1.23	1.37	44	M
APSWPA252012S5R6MTF	5.6	0.538	0.414	0.73	0.80	1.11	1.25	38	M
APSWPA252012S6R2MTF	6.2	0.542	0.417	0.73	0.80	1.03	1.16	38	M
APSWPA252012S6R8MTF	6.8	0.581	0.447	0.69	0.75	0.98	1.09	38	M
APSWPA252012S7R5MTF	7.5	0.611	0.470	0.68	0.74	0.97	1.09	35	M
APSWPA252012S8R2MTF	8.2	0.658	0.506	0.65	0.71	0.98	1.10	36	M
APSWPA252012S9R1MTF	9.1	0.690	0.531	0.62	0.68	0.91	1.02	34	M
APSWPA252012S100MTF	10	0.690	0.531	0.62	0.68	0.79	0.88	34	M
APSWPA252012S120MTF	12	1.075	0.827	0.51	0.56	0.78	0.88	28	M
APSWPA252012S150MTF	15	1.591	1.224	0.42	0.46	0.68	0.77	25	M
APSWPA252012S220MTF	22	1.976	1.520	0.38	0.41	0.53	0.59	20	M



## Electrical Characteristics

## ● APSWPA3010 Series

Part Number	Inductance	DC Resistance		Heat Rating Current *4		Saturation Current*3		Self-resonant Frequency	Inductance Tolerance
	@100kHz,1V	Max.	Typ.	Max.	Typ.	Max.	Typ.	Min.	M=±20% N=±30%
Units	μH	Ω		A		A		MHz	
Symbol	L	DCR		Irms		Isat		S.R.F	
APSWPA3010S1R0□TF	1	0.085	0.065	1.45	1.80	1.40	2.10	180	N/M
APSWPA3010S1R2□TF	1.2	0.085	0.065	1.45	1.80	1.25	1.70	137	N/M
APSWPA3010S1R5□TF	1.5	0.104	0.080	1.30	1.60	1.27	1.70	120	N/M
APSWPA3010S2R2□TF	2.2	0.143	0.110	1.09	1.40	1.15	1.50	100	N/M
APSWPA3010S2R7□TF	2.7	0.169	0.130	1.02	1.40	1.00	1.20	90	N/M
APSWPA3010S3R3□TF	3.3	0.189	0.145	0.96	1.20	0.97	1.20	74	N/M
APSWPA3010S3R6MTF	3.6	0.215	0.165	0.90	1.10	0.95	1.20	67	M
APSWPA3010S4R7MTF	4.7	0.293	0.225	0.77	1.10	0.75	1.05	59	M
APSWPA3010S5R6MTF	5.6	0.322	0.248	0.70	1.05	0.58	0.65	40	M
APSWPA3010S6R8MTF	6.8	0.397	0.305	0.66	0.96	0.55	0.72	42	M
APSWPA3010S8R2MTF	8.2	0.520	0.400	0.58	0.70	0.55	0.70	23	M
APSWPA3010S100MTF	10	0.520	0.400	0.58	0.70	0.55	0.75	39	M
APSWPA3010S120MTF	12	0.657	0.505	0.52	0.67	0.43	0.65	36	M
APSWPA3010S150MTF	15	0.793	0.610	0.47	0.57	0.42	0.57	30	M
APSWPA3010S220MTF	22	1.209	0.930	0.38	0.52	0.35	0.48	28	M
APSWPA3010S270MTF	27	1.404	1.080	0.35	0.50	0.30	0.45	25	M
APSWPA3010S330MTF	33	2.015	1.550	0.30	0.55	0.29	0.42	18	M
APSWPA3010S390MTF	39	2.275	1.750	0.28	0.53	0.28	0.38	18	M
APSWPA3010S430MTF	43	2.340	1.800	0.27	0.52	0.23	0.36	18	M
APSWPA3010S470MTF	47	2.535	1.950	0.26	0.52	0.22	0.35	18	M
APSWPA3010S510MTF	51	2.860	2.200	0.25	0.48	0.21	0.33	18	M
APSWPA3010S560MTF	56	3.016	2.320	0.24	0.35	0.21	0.28	16	M

## ● APSWPA3012 Series

Part Number	Inductance	DC Resistance		Heat Rating Current *4		Saturation Current*3		Self-resonant Frequency	Inductance Tolerance
	@100kHz,1V	Max.	Typ.	Max.	Typ.	Max.	Typ.	Min.	M=±20% N=±30%
Units	μH	Ω		A		A		MHz	
Symbol	L	DCR		Irms		Isat		S.R.F	
APSWPA3012SR22□TF	0.22	0.022	0.017	3.00	3.30	5.30	6.00	321	N/M
APSWPA3012SR82□TF	0.82	0.039	0.030	2.47	3.00	2.05	2.80	180	N/M
APSWPA3012S1R0□TF	1	0.052	0.040	2.20	2.70	1.87	2.80	120	N/M
APSWPA3012S1R2□TF	1.2	0.059	0.045	2.01	2.20	2.22	2.50	120	N/M
APSWPA3012S1R5□TF	1.5	0.059	0.045	2.01	2.20	1.62	1.90	110	N/M
APSWPA3012S1R8□TF	1.8	0.082	0.063	1.65	1.80	1.30	1.90	90	N/M
APSWPA3012S2R2□TF	2.2	0.098	0.075	1.55	1.70	1.20	1.90	84	N/M
APSWPA3012S2R4□TF	2.4	0.088	0.068	1.60	1.70	1.15	1.50	100	N/M
APSWPA3012S2R7MTF	2.7	0.110	0.085	1.48	1.50	1.14	1.50	65	M
APSWPA3012S3R3MTF	3.3	0.130	0.100	1.36	1.40	1.05	1.50	64	M



## Electrical Characteristics

## ● APSWPA3012 Series

Part Number	Inductance	DC Resistance		Heat Rating Current *4		Saturation Current*3		Self-resonant Frequency	Inductance Tolerance
	@100kHz,1V	Max.	Typ.	Max.	Typ.	Max.	Typ.	Min.	M=±20% N=±30%
Units	μH	Ω		A		A		MHz	
Symbol	L	DCR		Irms		Isat		S.R.F	
APSWPA3012S3R6MTF	3.6	0.130	0.100	1.36	1.40	1.05	1.50	36	M
APSWPA3012S3R9MTF	3.9	0.189	0.145	1.24	1.30	1.00	1.30	61	M
APSWPA3012S4R7MTF	4.7	0.156	0.120	1.24	1.30	0.90	1.00	61	M
APSWPA3012S6R8MTF	6.8	0.247	0.190	0.98	1.10	0.75	0.90	61	M
APSWPA3012S100MTF	10	0.345	0.265	0.83	0.90	0.60	0.88	42	M
APSWPA3012S120MTF	12	0.449	0.345	0.73	0.84	0.48	0.67	32	M
APSWPA3012S150MTF	15	0.468	0.360	0.71	0.77	0.45	0.62	27	M
APSWPA3012S180MTF	18	0.709	0.545	0.58	0.65	0.43	0.59	25	M
APSWPA3012S220MTF	22	0.839	0.645	0.53	0.59	0.42	0.52	23	M
APSWPA3012S270MTF	27	1.131	0.870	0.47	0.51	0.35	0.48	21	M
APSWPA3012S330MTF	33	1.138	0.875	0.46	0.50	0.36	0.46	18	M
APSWPA3012S360MTF	36	1.235	0.950	0.44	0.48	0.34	0.44	18	M
APSWPA3012S390MTF	39	1.729	1.330	0.37	0.41	0.30	0.39	18	M
APSWPA3012S470MTF	47	1.885	1.450	0.35	0.40	0.27	0.35	14	M
APSWPA3012S560MTF	56	1.794	1.380	0.28	0.40	0.26	0.33	9	M
APSWPA3012S680MTF	68	2.171	1.670	0.33	0.37	0.24	0.29	7	M
APSWPA3012S820MTF	82	3.302	2.540	0.27	0.31	0.17	0.27	7	M
APSWPA3012S101MTF	100	3.718	2.860	0.25	0.29	0.21	0.23	5	M

## ● APSWPA3015 Series

Part Number	Inductance	DC Resistance		Heat Rating Current *4		Saturation Current*3		Self-resonant Frequency	Inductance Tolerance
	@100kHz,1V	Max.	Typ.	Max.	Typ.	Max.	Typ.	Min.	M=±20% N=±30%
Units	μH	Ω		A		A		MHz	
Symbol	L	DCR		Irms		Isat		S.R.F	
APSWPA3015SR50□TF	0.5	0.039	0.030	2.60	2.80	3.90	4.20	162	N/M
APSWPA3015S1R0□TF	1	0.039	0.030	2.35	2.50	2.32	2.80	150	N/M
APSWPA3015S1R2□TF	1.2	0.052	0.040	1.95	2.30	2.21	3.10	110	N/M
APSWPA3015S1R5□TF	1.5	0.065	0.050	1.70	2.20	2.30	2.70	100	N/M
APSWPA3015S1R8□TF	1.8	0.065	0.050	1.70	2.20	1.75	2.20	92	N/M
APSWPA3015S2R2□TF	2.2	0.078	0.060	1.60	2.00	1.60	2.00	86	N/M
APSWPA3015S2R7□TF	2.7	0.098	0.075	1.43	1.90	1.52	1.90	64	N/M
APSWPA3015S3R3MTF	3.3	0.104	0.080	1.36	1.60	1.32	1.81	68	M
APSWPA3015S3R6MTF	3.6	0.137	0.105	1.20	1.50	1.28	1.60	59	M
APSWPA3015S3R9MTF	3.9	0.137	0.105	1.20	1.50	1.20	1.40	47	M
APSWPA3015S4R3MTF	4.3	0.150	0.115	1.14	1.30	1.20	1.40	53	M
APSWPA3015S4R7MTF	4.7	0.163	0.125	1.09	1.30	1.10	1.40	46	M
APSWPA3015S5R1MTF	5.1	0.173	0.133	1.05	1.20	1.00	1.20	49	M

## Electrical Characteristics

## ● APSWPA3015 Series

Part Number	Inductance	DC Resistance		Heat Rating Current *4		Saturation Current*3		Self-resonant Frequency	Inductance Tolerance
	@100kHz,1V	Max.	Typ.	Max.	Typ.	Max.	Typ.	Min.	M=±20% N=±30%
Units	μH	Ω		A		A		MHz	
Symbol	L	DCR		I <sub>rms</sub>		I <sub>sat</sub>		S.R.F	
APSWPA3015S6R2MTF	6.2	0.254	0.195	0.86	1.00	1.00	1.20	46	M
APSWPA3015S6R8MTF	6.8	0.260	0.200	0.85	1.10	0.85	1.10	39	M
APSWPA3015S100MTF	10	0.325	0.250	0.77	0.90	0.72	0.92	41	M
APSWPA3015S120MTF	12	0.416	0.320	0.68	0.89	0.70	0.90	32	M
APSWPA3015S150MTF	15	0.455	0.350	0.65	0.72	0.66	0.88	30	M
APSWPA3015S180MTF	18	0.559	0.430	0.59	0.72	0.56	0.72	23	M
APSWPA3015S220MTF	22	0.598	0.460	0.57	0.69	0.52	0.68	23	M
APSWPA3015S270MTF	27	0.949	0.730	0.45	0.56	0.48	0.56	22	M
APSWPA3015S330MTF	33	1.066	0.820	0.43	0.51	0.44	0.53	20	M
APSWPA3015S390MTF	39	1.294	0.995	0.39	0.44	0.41	0.55	14	M
APSWPA3015S430MTF	43	1.378	1.060	0.37	0.48	0.37	0.43	16	M
APSWPA3015S470MTF	47	1.625	1.250	0.35	0.44	0.35	0.43	14	M
APSWPA3015S560MTF	56	1.664	1.280	0.34	0.41	0.33	0.42	13	M
APSWPA3015S620MTF	62	2.093	1.610	0.30	0.41	0.30	0.40	13	M
APSWPA3015S680MTF	68	3.510	2.700	0.23	0.31	0.28	0.37	11	M
APSWPA3015S101MTF	100	4.043	3.110	0.21	0.25	0.23	0.25	7.2	M
APSWPA3015S151MTF	150	4.940	3.800	0.19	0.23	0.18	0.22	4.5	M

## ● APSWPA4010 Series

Part Number	Inductance	DC Resistance		Heat Rating Current *4		Saturation Current*3		Self-resonant Frequency	Inductance Tolerance
	@100kHz,1V	Max.	Typ.	Max.	Typ.	Max.	Typ.	Min.	M=±20% N=±30%
Units	μH	Ω		A		A		MHz	
Symbol	L	DCR		I <sub>rms</sub>		I <sub>sat</sub>		S.R.F	
APSWPA4010S1R0□TF	1	0.067	0.056	1.90	2.40	2.00	2.30	104	N/M
APSWPA4010S1R5□TF	1.5	0.084	0.070	1.70	2.00	1.68	2.00	71	N/M
APSWPA4010S2R2MTF	2.2	0.102	0.085	1.50	2.00	1.20	1.50	52	M
APSWPA4010S3R3MTF	3.3	0.120	0.100	1.40	1.80	1.10	1.40	42	M
APSWPA4010S4R7MTF	4.7	0.168	0.140	1.20	1.50	0.95	1.10	30	M
APSWPA4010S6R8MTF	6.8	0.240	0.200	1.00	1.20	0.80	0.95	26	M
APSWPA4010S100MTF	10	0.360	0.300	0.75	1.00	0.62	0.75	19	M
APSWPA4010S150MTF	15	0.516	0.430	0.60	0.85	0.54	0.61	17	M
APSWPA4010S220MTF	22	0.684	0.570	0.50	0.75	0.45	0.52	11	M



## Electrical Characteristics

## ● APSWP4012 Series

Part Number	Inductance	DC Resistance		Heat Rating Current *4		Saturation Current*3		Self-resonant Frequency	Inductance Tolerance
	@100kHz,1V	Max.	Typ.	Max.	Typ.	Max.	Typ.	Min.	M=±20% N=±30%
Units	μH	Ω		A		A		MHz	
Symbol	L	DCR		Irms		Isat		S.R.F	
APSWPA4012SR82□TF	0.82	0.065	0.050	1.65	2.50	3.02	3.30	150	N/M
APSWPA4012S1R0□TF	1	0.065	0.050	1.65	2.50	2.61	3.20	120	N/M
APSWPA4012S1R5□TF	1.5	0.085	0.065	1.46	2.20	2.10	2.70	90	N/M
APSWPA4012S1R8□TF	1.8	0.104	0.080	1.32	1.90	2.12	2.60	88	N/M
APSWPA4012S2R2□TF	2.2	0.104	0.080	1.32	1.90	1.76	2.30	74	N/M
APSWPA4012S2R7□TF	2.7	0.117	0.090	1.25	1.70	1.90	2.30	71	N/M
APSWPA4012S3R3□TF	3.3	0.143	0.110	1.12	1.60	1.72	2.10	60	N/M
APSWPA4012S3R6□TF	3.6	0.143	0.110	1.12	1.60	1.20	1.70	57	N/M
APSWPA4012S4R3□TF	4.3	0.182	0.140	1.00	1.50	1.58	1.70	54	N/M
APSWPA4012S4R7□TF	4.7	0.163	0.125	1.05	1.50	1.15	1.80	50	N/M
APSWPA4012S5R1□TF	5.1	0.201	0.155	0.95	1.50	1.55	1.60	50	N/M
APSWPA4012S5R6□TF	5.6	0.182	0.140	1.00	1.20	1.00	1.60	42	N/M
APSWPA4012S6R8MTF	6.8	0.257	0.198	0.84	1.20	0.85	1.40	40	M
APSWPA4012S100MTF	10	0.345	0.265	0.77	1.00	0.80	1.10	33	M
APSWPA4012S120MTF	12	0.377	0.290	0.70	0.95	0.66	1.00	32	M
APSWPA4012S150MTF	15	0.442	0.340	0.64	0.85	0.56	0.80	25	M
APSWPA4012S180MTF	18	0.611	0.470	0.55	0.80	0.55	0.75	23	M
APSWPA4012S220MTF	22	0.763	0.587	0.49	0.75	0.46	0.70	20	M
APSWPA4012S270MTF	27	0.936	0.720	0.45	0.60	0.50	0.70	18	M
APSWPA4012S330MTF	33	1.053	0.810	0.42	0.58	0.42	0.60	17	M
APSWPA4012S360MTF	36	1.170	0.900	0.40	0.56	0.40	0.50	14	M
APSWPA4012S390MTF	39	1.430	1.100	0.37	0.50	0.55	0.66	16	M
APSWPA4012S470MTF	47	1.430	1.100	0.37	0.50	0.35	0.50	12	M
APSWPA4012S560MTF	56	1.625	1.250	0.33	0.46	0.33	0.45	11	M
APSWPA4012S680MTF	68	2.535	1.950	0.27	0.45	0.38	0.45	11	M
APSWPA4012S820MTF	82	2.782	2.140	0.26	0.36	0.28	0.40	11	M
APSWPA4012S101MTF	100	2.873	2.210	0.25	0.35	0.25	0.30	9.4	M

## ● APSWP4018 Series

Part Number	Inductance	DC Resistance		Heat Rating Current *4		Saturation Current*3		Self-resonant Frequency	Inductance Tolerance
	@100kHz,1V	Max.	Typ.	Max.	Typ.	Max.	Typ.	Min.	M=±20% N=±30%
Units	μH	Ω		A		A		MHz	
Symbol	L	DCR		Irms		Isat		S.R.F	
APSWPA4018SR47□TF	0.47	0.018	0.014	4.00	4.50	4.30	5.20	155	N/M
APSWPA4018SR68□TF	0.68	0.026	0.020	3.30	3.80	4.90	5.60	128	N/M
APSWPA4018S1R0□TF	1	0.033	0.025	2.00	3.30	4.80	5.20	80	N/M
APSWPA4018S1R5□TF	1.5	0.039	0.030	1.80	3.20	3.35	4.00	65	N/M

## Electrical Characteristics

## ● APSWP4018 Series

Part Number	Inductance	DC Resistance		Heat Rating Current *4		Saturation Current*3		Self-resonant Frequency	Inductance Tolerance
	@100kHz,1V	Max.	Typ.	Max.	Typ.	Max.	Typ.	Min.	M=±20% N=±30%
Units	μH	Ω		A		A		MHz	
Symbol	L	DCR		I <sub>rms</sub>		I <sub>sat</sub>		S.R.F	
APSWPA4018S2R2MTF	2.2	0.059	0.045	1.65	2.60	2.70	3.20	52	M
APSWPA4018S3R3MTF	3.3	0.091	0.070	1.23	2.10	2.45	2.90	44	M
APSWPA4018S4R7MTF	4.7	0.117	0.090	1.20	1.80	1.70	2.20	34	M
APSWPA4018S6R8MTF	6.8	0.143	0.110	1.06	1.50	1.45	2.00	29	M
APSWPA4018S100MTF	10	0.234	0.180	0.84	1.20	1.30	1.60	24	M
APSWPA4018S150MTF	15	0.325	0.250	0.65	1.00	0.94	1.10	19	M
APSWPA4018S220MTF	22	0.468	0.360	0.59	0.85	0.80	0.88	16	M
APSWPA4018S330MTF	33	0.689	0.530	0.49	0.72	0.56	0.75	12	M
APSWPA4018S470MTF	47	0.845	0.650	0.42	0.65	0.57	0.70	10	M
APSWPA4018S680MTF	68	1.300	1.000	0.32	0.52	0.47	0.51	8.3	M
APSWPA4018S101MTF	100	2.275	1.750	0.25	0.41	0.40	0.44	6.5	M
APSWPA4018S151MTF	150	3.250	2.500	0.22	0.36	0.31	0.34	5.5	M
APSWPA4018S221MTF	220	5.200	4.000	0.17	0.27	0.27	0.30	4	M

## ● APSWP4020 Series

Part Number	Inductance	DC Resistance		Heat Rating Current *4		Saturation Current*3		Self-resonant Frequency	Inductance Tolerance
	@100kHz,1V	Max.	Typ.	Max.	Typ.	Max.	Typ.	Min.	M=±20% N=±30%
Units	μH	Ω		A		A		MHz	
Symbol	L	DCR		I <sub>rms</sub>		I <sub>sat</sub>		S.R.F	
APSWPA4020SR24MTF	0.24	0.014	0.011	4.50	5.20	10.50	12.50	283	M
APSWPA4020SR33□TF	0.33	0.016	0.013	3.30	4.90	7.50	8.50	223	N/M
APSWPA4020SR47□TF	0.47	0.029	0.022	3.30	3.70	7.00	7.50	160	N/M
APSWPA4020SR68□TF	0.68	0.036	0.028	2.80	3.30	6.40	6.60	120	N/M
APSWPA4020S1R0□TF	1	0.038	0.029	2.15	3.20	4.78	5.20	75	N/M
APSWPA4020S1R2□TF	1.2	0.038	0.029	2.15	3.20	5.10	5.60	72	N/M
APSWPA4020S1R5□TF	1.5	0.046	0.035	1.98	3.00	4.45	4.90	71	N/M
APSWPA4020S2R2□TF	2.2	0.052	0.040	1.85	2.80	3.40	3.70	49	N/M
APSWPA4020S3R3MTF	3.3	0.091	0.070	1.40	2.50	3.20	3.50	44	M
APSWPA4020S3R6MTF	3.6	0.072	0.055	1.54	2.50	2.80	3.00	49	M
APSWPA4020S4R7MTF	4.7	0.098	0.075	1.34	2.00	2.35	2.50	42	M
APSWPA4020S5R1MTF	5.1	0.111	0.085	1.27	1.80	2.30	2.50	42	M
APSWPA4020S5R6MTF	5.6	0.117	0.090	1.22	1.80	2.20	2.40	30	M
APSWPA4020S6R2MTF	6.2	0.150	0.115	1.08	1.60	2.15	2.30	36	M
APSWPA4020S6R8MTF	6.8	0.163	0.125	1.04	1.60	2.20	2.40	33	M
APSWPA4020S7R5MTF	7.5	0.150	0.115	1.08	1.50	1.85	2.00	30	M
APSWPA4020S8R2MTF	8.2	0.163	0.125	1.04	1.40	1.75	1.90	27	M
APSWPA4020S100MTF	10	0.215	0.165	0.90	1.20	1.60	1.70	26	M



## Electrical Characteristics

## ● APSWP4020 Series

Part Number	Inductance	DC Resistance		Heat Rating Current *4		Saturation Current*3		Self-resonant Frequency	Inductance Tolerance
	@100kHz,1V	Max.	Typ.	Max.	Typ.	Max.	Typ.	Min.	
Units	μH	Ω		A		A		MHz	M=±20% N=±30%
Symbol	L	DCR		Irms		Isat		S.R.F	
APSWPA4020S120MTF	12	0.228	0.175	0.88	1.20	1.50	1.60	26	M
APSWPA4020S150MTF	15	0.299	0.230	0.77	1.10	1.35	1.50	24	M
APSWPA4020S220MTF	22	0.455	0.350	0.62	0.87	1.05	1.10	15	M
APSWPA4020S270MTF	27	0.709	0.545	0.50	0.70	1.02	1.10	14	M
APSWPA4020S330MTF	33	0.715	0.550	0.49	0.68	0.85	0.93	11	M
APSWPA4020S390MTF	39	0.845	0.650	0.46	0.64	0.82	0.90	11	M
APSWPA4020S430MTF	43	0.858	0.660	0.45	0.63	0.77	0.85	10	M
APSWPA4020S470MTF	47	0.923	0.710	0.44	0.61	0.74	0.81	10	M
APSWPA4020S510MTF	51	0.975	0.750	0.42	0.59	0.70	0.77	10	M
APSWPA4020S560MTF	56	1.040	0.800	0.41	0.57	0.66	0.72	10	M
APSWPA4020S620MTF	62	1.170	0.900	0.39	0.52	0.65	0.71	9.6	M
APSWPA4020S680MTF	68	1.380	1.060	0.36	0.50	0.61	0.67	7.7	M
APSWPA4020S750MTF	75	1.510	1.160	0.35	0.49	0.70	0.77	7.7	M
APSWPA4020S820MTF	82	1.520	1.170	0.34	0.47	0.50	0.55	7.2	M
APSWPA4020S101MTF	100	2.020	1.550	0.31	0.43	0.48	0.53	6.3	M

## ● APSWP4030 Series

Part Number	Inductance	DC Resistance		Heat Rating Current *4		Saturation Current*3		Self-resonant Frequency	Inductance Tolerance
	@100kHz,1V	Max.	Typ.	Max.	Typ.	Max.	Typ.	Min.	
Units	μH	Ω		A		A		MHz	M=±20% N=±30%
Symbol	L	DCR		Irms		Isat		S.R.F	
APSWPA4030SR68□TF	0.68	0.013	0.010	4.56	5.10	6.80	8.00	130	N/M
APSWPA4030SR91□TF	0.91	0.017	0.013	4.15	4.70	6.25	6.80	100	N/M
APSWPA4030S1R0□TF	1	0.018	0.014	4.15	4.70	5.26	5.70	70	N/M
APSWPA4030S1R2□TF	1.2	0.020	0.015	3.82	4.20	5.80	6.30	80	N/M
APSWPA4030S1R5□TF	1.5	0.026	0.020	3.34	3.60	4.84	5.30	62	N/M
APSWPA4030S1R8□TF	1.8	0.033	0.025	3.20	3.30	4.50	5.00	60	N/M
APSWPA4030S2R2□TF	2.2	0.039	0.030	2.95	3.20	4.90	5.80	52	N/M
APSWPA4030S3R3MTF	3.3	0.052	0.040	2.40	2.60	3.30	3.60	38	M
APSWPA4030S3R9MTF	3.9	0.074	0.057	2.10	2.30	3.00	3.30	32	M
APSWPA4030S4R3MTF	4.3	0.072	0.055	2.10	2.30	2.95	3.20	37	M
APSWPA4030S4R7MTF	4.7	0.078	0.060	2.00	2.30	2.90	3.20	31	M
APSWPA4030S5R6MTF	5.6	0.085	0.065	1.95	2.10	2.60	2.80	30	M
APSWPA4030S6R8MTF	6.8	0.117	0.090	1.60	1.70	2.75	3.00	24	M
APSWPA4030S7R5MTF	7.5	0.111	0.085	1.65	1.80	2.20	2.40	26	M
APSWPA4030S8R2MTF	8.2	0.117	0.090	1.60	1.70	2.10	2.30	26	M
APSWPA4030S100MTF	10	0.130	0.100	1.50	1.60	1.95	2.40	21	M

## Electrical Characteristics

## ● APSWP4030 Series

Part Number	Inductance	DC Resistance		Heat Rating Current *4		Saturation Current*3		Self-resonant Frequency	Inductance Tolerance
	@100kHz,1V	Max.	Typ.	Max.	Typ.	Max.	Typ.	Min.	M=±20% N=±30%
Units	μH	Ω		A		A		MHz	
Symbol	L	DCR		Irms		Isat		S.R.F	
APSWPA4030S120MTF	12	0.176	0.135	1.30	1.40	1.70	1.80	18	M
APSWPA4030S150MTF	15	0.247	0.190	1.11	1.20	1.65	1.80	16	M
APSWPA4030S180MTF	18	0.260	0.200	1.10	1.20	1.40	1.50	10	M
APSWPA4030S220MTF	22	0.293	0.225	1.00	1.20	1.30	1.40	10	M
APSWPA4030S330MTF	33	0.429	0.330	0.84	0.92	1.10	1.20	10	M
APSWPA4030S360MTF	36	0.436	0.335	0.83	0.91	1.05	1.10	9.8	M
APSWPA4030S390MTF	39	0.566	0.435	0.73	0.80	1.03	1.10	10	M
APSWPA4030S470MTF	47	0.579	0.445	0.72	0.80	0.95	1.00	8.4	M
APSWPA4030S510MTF	51	0.611	0.470	0.70	0.80	0.90	1.13	8.4	M
APSWPA4030S560MTF	56	0.722	0.555	0.65	0.71	0.85	0.94	8.4	M
APSWPA4030S620MTF	62	0.760	0.585	0.63	0.70	0.80	0.99	7	M
APSWPA4030S680MTF	68	1.128	0.868	0.52	0.57	0.72	0.80	7	M
APSWPA4030S750MTF	75	1.326	1.020	0.48	0.53	0.70	0.88	6.3	M
APSWPA4030S820MTF	82	1.378	1.060	0.47	0.52	0.66	0.72	5.6	M
APSWPA4030S910MTF	91	1.430	1.100	0.46	0.50	0.65	0.71	5.6	M
APSWPA4030S101MTF	100	1.495	1.150	0.45	0.49	0.60	0.73	5.6	M
APSWPA4030S121MTF	120	1.755	1.350	0.42	0.46	0.55	0.60	5.4	M
APSWPA4030S151MTF	150	2.340	1.800	0.30	0.35	0.50	0.55	4	M
APSWPA4030S501MTF	500	9.027	6.944	0.15	0.20	0.28	0.30	2	M
APSWPA4030S681MTF	680	9.854	7.580	0.14	0.18	0.19	0.20	1.2	M

## ● APSWP5012 Series

Part Number	Inductance	DC Resistance		Heat Rating Current *4		Saturation Current*3		Self-resonant Frequency	Inductance Tolerance
	@100kHz,1V	Max.	Typ.	Max.	Typ.	Max.	Typ.	Min.	M=±20% N=±30%
Units	μH	Ω		A		A		MHz	
Symbol	L	DCR		Irms		Isat		S.R.F	
APSWPA5012S1R0□TF	1	0.068	0.057	2.00	2.40	4.40	4.70	103	N/M
APSWPA5012S1R5□TF	1.5	0.086	0.072	1.90	2.20	3.70	3.80	68	N/M
APSWPA5012S2R2□TF	2.2	0.108	0.090	1.70	2.00	3.10	3.20	50	N/M
APSWPA5012S3R3□TF	3.3	0.151	0.126	1.40	1.70	2.40	2.60	34	N/M
APSWPA5012S4R7□TF	4.7	0.197	0.164	1.30	1.50	2.20	2.30	31	N/M
APSWPA5012S6R8MTF	6.8	0.294	0.245	1.00	1.20	1.70	1.90	22	M
APSWPA5012S100MTF	10	0.413	0.344	0.85	1.00	1.40	1.50	17	M
APSWPA5012S150MTF	15	0.523	0.436	0.80	0.92	1.20	1.30	13	M
APSWPA5012S220MTF	22	0.858	0.780	0.60	0.68	0.88	0.98	16	M



## Electrical Characteristics

## ● APSWP5020 Series

Part Number	Inductance	DC Resistance		Heat Rating Current *4		Saturation Current*3		Self-resonant Frequency	Inductance Tolerance
	@100kHz,1V	Max.	Typ.	Max.	Typ.	Max.	Typ.	Min.	M=±20% N=±30%
Units	μH	Ω		A		A		MHz	
Symbol	L	DCR		I <sub>rms</sub>		I <sub>sat</sub>		S.R.F	
APSWPA5020SR22□TF	0.22	0.011	0.009	5.30	6.00	9.00	12.00	280	N/M
APSWPA5020SR24□TF	0.24	0.011	0.009	5.30	6.00	8.00	10.00	248	N/M
APSWPA5020SR47□TF	0.47	0.017	0.013	4.60	5.00	6.15	6.70	160	N/M
APSWPA5020SR56□TF	0.56	0.022	0.017	3.80	4.20	8.50	9.60	137	N/M
APSWPA5020SR68□TF	0.68	0.022	0.017	4.00	4.40	5.50	6.00	120	N/M
APSWPA5020SR75□TF	0.75	0.022	0.017	4.00	4.40	5.50	6.00	117	N/M
APSWPA5020S1R0□TF	1	0.026	0.020	3.80	4.10	4.10	5.00	114	N/M
APSWPA5020S1R2□TF	1.2	0.029	0.022	3.55	3.90	4.50	4.90	83	N/M
APSWPA5020S1R5□TF	1.5	0.034	0.026	3.20	3.50	4.10	4.50	68	N/M
APSWPA5020S2R2□TF	2.2	0.042	0.032	2.90	3.10	3.20	4.00	57	N/M
APSWPA5020S2R7□TF	2.7	0.049	0.038	2.70	2.90	2.90	3.50	52	N/M
APSWPA5020S3R0□TF	3	0.049	0.038	2.70	2.90	2.55	2.80	49	N/M
APSWPA5020S3R3□TF	3.3	0.056	0.043	2.50	2.70	2.55	3.00	46	N/M
APSWPA5020S3R6□TF	3.6	0.056	0.043	2.50	2.70	2.80	3.00	43	N/M
APSWPA5020S3R9□TF	3.9	0.056	0.043	2.50	2.70	2.30	2.80	40	N/M
APSWPA5020S4R3MTF	4.3	0.074	0.057	2.20	2.40	2.50	3.00	37	M
APSWPA5020S4R7MTF	4.7	0.074	0.057	2.20	2.40	2.50	2.70	37	M
APSWPA5020S5R1MTF	5.1	0.083	0.064	2.05	2.20	2.25	2.60	32	M
APSWPA5020S5R6MTF	5.6	0.083	0.064	2.05	2.20	2.30	2.50	32	M
APSWPA5020S6R8MTF	6.8	0.108	0.083	1.80	1.90	2.05	2.20	30	M
APSWPA5020S7R5MTF	7.5	0.117	0.090	1.75	1.90	1.85	2.00	26	M
APSWPA5020S8R2MTF	8.2	0.127	0.098	1.65	1.80	1.85	2.00	26	M
APSWPA5020S9R1MTF	9.1	0.143	0.110	1.55	1.70	1.70	1.80	24	M
APSWPA5020S100MTF	10	0.143	0.110	1.55	1.70	1.70	1.80	24	M
APSWPA5020S120MTF	12	0.182	0.140	1.40	1.50	1.50	1.60	22	M
APSWPA5020S150MTF	15	0.215	0.165	1.25	1.30	1.35	1.40	20	M
APSWPA5020S180MTF	18	0.260	0.200	1.15	1.20	1.25	1.30	16	M
APSWPA5020S220MTF	22	0.294	0.226	1.10	1.20	1.15	1.20	14	M
APSWPA5020S330MTF	33	0.507	0.390	0.90	0.99	0.92	1.00	10	M
APSWPA5020S470MTF	47	0.680	0.523	0.77	0.84	0.77	0.84	7	M
APSWPA5020S560MTF	56	0.819	0.630	0.70	0.77	0.77	0.84	6	M
APSWPA5020S680MTF	68	0.962	0.740	0.64	0.70	0.65	0.70	6	M
APSWPA5020S820MTF	82	1.158	0.965	0.50	0.60	0.65	0.75	6	M
APSWPA5020S101MTF	100	1.430	1.100	0.53	0.58	0.53	0.58	6	M
APSWPA5020S121MTF	120	1.755	1.350	0.40	0.50	0.42	0.53	6	M
APSWPA5020S201MTF	200	2.600	2.000	0.40	0.45	0.30	0.33	4.5	M

## Electrical Characteristics

## ● APSWP5040 Series

Part Number	Inductance	DC Resistance		Heat Rating Current *4		Saturation Current*3		Self-resonant Frequency	Inductance Tolerance
	@100kHz,1V	Max.	Typ.	Max.	Typ.	Max.	Typ.	Min.	
Units	μH	Ω		A		A		MHz	M=±20% N=±30%
Symbol	L	DCR		I <sub>rms</sub>		I <sub>sat</sub>		S.R.F	
APSWPA5040SR22MTF	0.22	0.008	0.006	6.50	7.50	18.00	20.00	289	M
APSWPA5040SR24□TF	0.24	0.008	0.006	6.40	7.40	15.70	18.00	251	N/M
APSWPA5040SR47MTF	0.47	0.009	0.007	6.60	7.60	10.00	11.50	171	M
APSWPA5040S1R0□TF	1	0.016	0.012	4.90	5.10	7.35	8.20	117	N/M
APSWPA5040S1R2□TF	1.2	0.021	0.016	4.15	4.30	6.50	7.10	110	N/M
APSWPA5040S1R5□TF	1.5	0.020	0.015	4.30	4.80	6.30	7.30	86	N/M
APSWPA5040S1R8MTF	1.8	0.021	0.016	4.15	4.30	5.50	6.40	55	M
APSWPA5040S2R2□TF	2.2	0.025	0.019	3.80	4.30	4.90	5.60	50	N/M
APSWPA5040S2R7□TF	2.7	0.029	0.022	3.60	4.10	4.30	5.10	37	N/M
APSWPA5040S3R0□TF	3	0.029	0.022	3.60	4.20	4.15	4.80	37	N/M
APSWPA5040S3R3□TF	3.3	0.031	0.024	3.40	3.90	3.95	4.60	32	N/M
APSWPA5040S3R6MTF	3.6	0.031	0.026	3.30	3.70	3.80	4.40	30	M
APSWPA5040S3R9□TF	3.9	0.035	0.027	3.20	3.70	3.55	4.20	29	N/M
APSWPA5040S4R7□TF	4.7	0.039	0.030	3.00	3.30	3.50	3.90	28	N/M
APSWPA5040S5R6MTF	5.6	0.046	0.035	2.80	3.10	3.00	4.10	27	M
APSWPA5040S6R8MTF	6.8	0.056	0.043	2.50	2.80	2.90	3.50	21	M
APSWPA5040S8R2MTF	8.2	0.062	0.048	2.30	2.60	2.70	3.00	20	M
APSWPA5040S100MTF	10	0.083	0.064	2.10	2.40	2.35	2.90	18	M
APSWPA5040S120MTF	12	0.100	0.077	2.00	2.10	2.20	2.50	14	M
APSWPA5040S150MTF	15	0.112	0.086	2.00	2.10	2.00	2.30	13	M
APSWPA5040S180MTF	18	0.155	0.119	1.45	1.65	1.70	2.00	12	M
APSWPA5040S220MTF	22	0.168	0.129	1.50	1.60	1.60	1.90	11	M
APSWPA5040S270MTF	27	0.244	0.188	1.10	1.25	1.52	1.75	9.8	M
APSWPA5040S330MTF	33	0.244	0.188	1.20	1.40	1.30	1.50	9	M
APSWPA5040S470MTF	47	0.354	0.272	1.00	1.10	1.10	1.30	7	M
APSWPA5040S510MTF	51	0.494	0.380	1.00	1.10	1.00	1.20	6	M
APSWPA5040S560MTF	56	0.494	0.380	0.80	0.90	1.05	1.20	6	M
APSWPA5040S680MTF	68	0.520	0.400	0.80	0.90	0.90	1.10	6	M
APSWPA5040S750MTF	75	0.585	0.450	0.72	0.80	0.85	0.95	6	M
APSWPA5040S101MTF	100	0.728	0.560	0.70	0.80	0.75	0.90	5	M
APSWPA5040S151MTF	150	0.975	0.750	0.60	0.70	0.65	0.67	3.7	M
APSWPA5040S221MTF	220	1.820	1.400	0.40	0.50	0.48	0.55	3	M
APSWPA5040S301MTF	300	2.600	2.000	0.35	0.40	0.50	0.58	2.7	M
APSWPA5040S331MTF	330	2.730	2.100	0.40	0.50	0.42	0.47	2.7	M
APSWPA5040S471MTF	470	3.900	3.000	0.35	0.40	0.37	0.43	2.7	M
APSWPA5040S561MTF	560	4.920	3.780	0.31	0.35	0.31	0.36	1.5	M
APSWPA5040S681MTF	680	5.070	3.900	0.25	0.30	0.30	0.35	1.6	M



## Electrical Characteristics

## ● APSWP5045 Series

Part Number	Inductance	DC Resistance		Heat Rating Current *4		Saturation Current*3		Self-resonant Frequency	Inductance Tolerance
	@100kHz,1V	Max.	Typ.	Max.	Typ.	Max.	Typ.	Min.	
Units	μH	Ω		A		A		MHz	M=±20% N=±30%
Symbol	L	DCR		Irms		Isat		S.R.F	
APSWPA5045S2R2MTF	2.2	0.029	0.022	4.70	5.40	6.40	7.20	50	
APSWPA5045S100MTF	10	0.079	0.061	2.50	2.90	3.20	3.70	17	M
APSWPA5045S220MTF	22	0.163	0.125	1.55	1.80	2.00	2.35	10	M

## ● APSWP6020 Series

Part Number	Inductance	DC Resistance		Heat Rating Current *4		Saturation Current*3		Self-resonant Frequency	Inductance Tolerance
	@100kHz,1V	Max.	Typ.	Max.	Typ.	Max.	Typ.	Min.	
Units	μH	Ω		A		A		MHz	M=±20% N=±30%
Symbol	L	DCR		Irms		Isat		S.R.F	
APSWPA6020SR50□TF	0.5	0.018	0.014	4.00	5.00	4.50	6.00	120	
APSWPA6020SR68□TF	0.68	0.022	0.017	3.80	4.80	6.55	7.80	115	N/M
APSWPA6020SR82□TF	0.82	0.022	0.017	3.80	4.80	5.30	6.30	110	N/M
APSWPA6020S1R0□TF	1	0.026	0.020	3.50	4.40	4.15	5.00	100	N/M
APSWPA6020S1R2□TF	1.2	0.029	0.022	3.20	4.00	5.90	7.00	88	N/M
APSWPA6020S1R5□TF	1.5	0.029	0.022	3.20	4.00	4.25	5.10	79	N/M
APSWPA6020S1R8□TF	1.8	0.036	0.028	2.75	3.50	4.85	5.80	68	N/M
APSWPA6020S2R0□TF	2	0.046	0.035	2.60	3.30	4.10	4.90	65	N/M
APSWPA6020S2R2□TF	2.2	0.036	0.028	2.75	3.50	3.75	4.50	61	N/M
APSWPA6020S2R7□TF	2.7	0.046	0.035	2.60	3.30	3.90	4.60	56	N/M
APSWPA6020S3R3□TF	3.3	0.046	0.035	2.60	3.30	3.15	3.70	51	N/M
APSWPA6020S3R9□TF	3.9	0.064	0.049	2.10	2.60	3.25	3.90	45	N/M
APSWPA6020S4R3□TF	4.3	0.064	0.049	2.10	2.60	2.70	3.20	44	N/M
APSWPA6020S4R7□TF	4.7	0.075	0.058	2.00	2.50	3.00	3.60	41	N/M
APSWPA6020S5R6□TF	5.6	0.075	0.058	1.90	2.40	2.40	2.90	36	N/M
APSWPA6020S6R2□TF	6.2	0.103	0.079	1.80	2.30	2.30	2.70	31	N/M
APSWPA6020S6R8□TF	6.8	0.103	0.079	1.80	2.30	2.20	2.60	31	N/M
APSWPA6020S8R2□TF	8.2	0.137	0.105	1.40	1.80	2.10	2.50	27	N/M
APSWPA6020S100MTF	10	0.137	0.105	1.40	1.80	1.75	2.10	27	M
APSWPA6020S120MTF	12	0.156	0.120	1.30	1.60	1.45	1.70	25	M
APSWPA6020S150MTF	15	0.189	0.145	1.20	1.50	1.20	1.40	21	M
APSWPA6020S180MTF	18	0.234	0.180	1.08	1.40	1.20	1.40	18	M
APSWPA6020S220MTF	22	0.265	0.204	1.00	1.30	1.05	1.20	16	M
APSWPA6020S330MTF	33	0.390	0.300	0.84	1.05	0.95	1.10	11	M
APSWPA6020S470MTF	47	0.559	0.430	0.80	0.90	0.70	0.90	10	M
APSWPA6020S331MTF	330	3.419	2.630	0.33	0.39	0.27	0.33	3	M

## Electrical Characteristics

## ● APSWP6028 Series

Part Number	Inductance	DC Resistance		Heat Rating Current *4		Saturation Current*3		Self-resonant Frequency	Inductance Tolerance
	@100kHz,1V	Max.	Typ.	Max.	Typ.	Max.	Typ.	Min.	M=±20% N=±30%
Units	μH	Ω		A		A		MHz	
Symbol	L	DCR		I <sub>rms</sub>		I <sub>sat</sub>		S.R.F	
APSWPA6028SR82□TF	0.82	0.016	0.012	5.20	6.00	6.50	9.00	97	N/M
APSWPA6028S1R0□TF	1	0.013	0.010	5.20	5.70	5.75	7.00	70	N/M
APSWPA6028S1R2□TF	1.2	0.017	0.013	4.58	5.00	6.40	7.50	69	N/M
APSWPA6028S1R5□TF	1.5	0.017	0.013	4.58	5.00	6.00	6.60	65	N/M
APSWPA6028S2R2□TF	2.2	0.026	0.020	3.75	4.10	5.10	5.60	48	N/M
APSWPA6028S2R7□TF	2.7	0.026	0.020	3.75	4.10	3.80	4.10	48	N/M
APSWPA6028S3R3□TF	3.3	0.033	0.025	3.48	3.80	4.15	4.50	41	N/M
APSWPA6028S4R7□TF	4.7	0.039	0.030	3.08	3.40	3.00	3.30	35	N/M
APSWPA6028S5R1□TF	5.1	0.056	0.043	2.60	2.80	3.20	3.50	32	N/M
APSWPA6028S6R2MTF	6.2	0.061	0.047	2.40	2.60	3.05	3.30	30	M
APSWPA6028S6R8MTF	6.8	0.061	0.047	2.40	2.60	2.60	3.00	27	M
APSWPA6028S8R2MTF	8.2	0.072	0.055	2.25	2.50	2.30	2.50	24	M
APSWPA6028S9R1MTF	9.1	0.096	0.074	2.15	2.40	2.55	2.80	24	M
APSWPA6028S100MTF	10	0.094	0.072	1.95	2.40	2.04	2.50	23	M
APSWPA6028S120MTF	12	0.104	0.080	1.85	2.00	1.80	2.00	18	M
APSWPA6028S150MTF	15	0.163	0.125	1.45	1.60	1.75	1.90	18	M
APSWPA6028S180MTF	18	0.156	0.120	1.45	1.60	1.52	1.80	15	M
APSWPA6028S220MTF	22	0.182	0.140	1.40	1.60	1.45	1.80	14	M
APSWPA6028S270MTF	27	0.202	0.155	1.32	1.40	1.50	1.60	13	M
APSWPA6028S330MTF	33	0.241	0.185	1.22	1.30	1.35	1.50	12	M
APSWPA6028S360MTF	36	0.280	0.215	1.13	1.20	1.25	1.40	11	M
APSWPA6028S390MTF	39	0.293	0.225	1.10	1.20	1.25	1.40	11	M
APSWPA6028S470MTF	47	0.410	0.315	1.06	1.10	1.15	1.30	9.5	M
APSWPA6028S560MTF	56	0.449	0.345	0.89	1.00	1.05	1.20	8.2	M
APSWPA6028S680MTF	68	0.468	0.360	0.86	0.95	0.80	0.95	7.7	M
APSWPA6028S750MTF	75	0.533	0.410	0.81	0.90	0.90	0.99	7.7	M
APSWPA6028S820MTF	82	0.650	0.500	0.70	0.77	0.80	0.88	7.7	M
APSWPA6028S101MTF	100	0.650	0.500	0.70	0.77	0.65	0.71	7.1	M
APSWPA6028S401MTF	400	2.808	2.160	0.40	0.45	0.30	0.33	2.8	M



## Electrical Characteristics

## ● APSWP6045 Series

Part Number	Inductance	DC Resistance		Heat Rating Current *4		Saturation Current*3		Self-resonant Frequency	Inductance Tolerance
	@100kHz,1V	Max.	Typ.	Max.	Typ.	Max.	Typ.	Min.	M=±20% N=±30%
Units	μH	Ω		A		A		MHz	
Symbol	L	DCR		I <sub>rms</sub>		I <sub>sat</sub>		S.R.F	
APSWPA6045SR47□TF	0.47	0.008	0.006	6.50	6.60	15.00	16.50	155	N/M
APSWPA6045SR56□TF	0.56	0.008	0.006	6.50	6.60	14.00	15.00	142	N/M
APSWPA6045SR68□TF	0.68	0.008	0.006	5.70	6.50	11.00	12.00	99	N/M
APSWPA6045SR82□TF	0.82	0.010	0.008	5.90	6.50	10.35	11.00	140	N/M
APSWPA6045S1R0□TF	1	0.014	0.011	5.14	5.60	9.85	10.00	100	N/M
APSWPA6045S1R2□TF	1.2	0.013	0.010	5.40	5.90	8.35	9.10	100	N/M
APSWPA6045S1R3□TF	1.3	0.013	0.010	5.40	5.90	8.35	9.10	100	N/M
APSWPA6045S1R5□TF	1.5	0.016	0.012	4.95	5.40	8.80	9.70	65	N/M
APSWPA6045S1R8□TF	1.8	0.016	0.012	4.95	5.40	7.60	8.40	74	N/M
APSWPA6045S2R2□TF	2.2	0.018	0.014	4.60	5.00	6.75	7.40	52	N/M
APSWPA6045S2R3□TF	2.3	0.027	0.021	3.50	3.80	6.00	6.60	60	N/M
APSWPA6045S2R7□TF	2.7	0.020	0.015	4.30	4.70	5.75	6.30	38	N/M
APSWPA6045S3R0□TF	3	0.026	0.020	3.80	4.20	5.60	6.20	35	N/M
APSWPA6045S3R3□TF	3.3	0.027	0.021	3.70	4.00	5.90	6.20	32	N/M
APSWPA6045S3R6□TF	3.6	0.027	0.021	3.70	4.00	5.25	5.70	28	N/M
APSWPA6045S4R3MTF	4.3	0.030	0.023	3.50	3.80	4.45	4.90	23	M
APSWPA6045S4R5MTF	4.5	0.034	0.026	3.30	3.60	4.97	5.50	24	M
APSWPA6045S4R7MTF	4.7	0.034	0.026	3.30	3.60	4.97	5.50	24	M
APSWPA6045S5R1MTF	5.1	0.034	0.026	3.30	3.60	4.40	4.80	23	M
APSWPA6045S5R6MTF	5.6	0.038	0.029	3.15	3.40	4.15	4.60	23	M
APSWPA6045S6R2MTF	6.2	0.040	0.031	3.00	3.30	4.43	4.80	26	M
APSWPA6045S6R3MTF	6.3	0.040	0.031	3.00	3.30	4.43	4.70	26	M
APSWPA6045S6R8MTF	6.8	0.040	0.031	3.00	3.30	3.90	4.30	20	M
APSWPA6045S7R5MTF	7.5	0.044	0.034	2.90	3.20	3.50	3.80	18	M
APSWPA6045S8R2MTF	8.2	0.056	0.043	2.60	2.80	3.90	4.30	21	M
APSWPA6045S9R1MTF	9.1	0.056	0.043	2.60	2.80	3.35	3.70	17	M
APSWPA6045S100MTF	10	0.062	0.048	2.45	2.70	3.20	3.50	15	M
APSWPA6045S120MTF	12	0.075	0.058	2.20	2.40	2.80	3.00	13	M
APSWPA6045S150MTF	15	0.088	0.068	2.05	2.20	2.50	2.70	12	M
APSWPA6045S180MTF	18	0.105	0.081	1.85	2.00	2.20	2.40	10	M
APSWPA6045S220MTF	22	0.116	0.089	1.80	2.00	2.05	2.20	10	M
APSWPA6045S270MTF	27	0.133	0.102	1.65	1.80	1.90	2.10	9.2	M
APSWPA6045S300MTF	30	0.172	0.132	1.50	1.60	1.70	1.80	7.8	M
APSWPA6045S330MTF	33	0.178	0.137	1.45	1.60	1.65	1.80	7.8	M
APSWPA6045S360MTF	36	0.225	0.173	1.40	1.50	1.62	1.80	7.8	M
APSWPA6045S390MTF	39	0.234	0.180	1.25	1.40	1.50	1.60	7.8	M
APSWPA6045S430MTF	43	0.260	0.200	1.20	1.30	1.63	1.80	7.7	M
APSWPA6045S470MTF	47	0.260	0.200	1.20	1.30	1.40	1.50	6.4	M

## Electrical Characteristics

## ● APSWP6045 Series

Part Number	Inductance	DC Resistance		Heat Rating Current *4		Saturation Current*3		Self-resonant Frequency	Inductance Tolerance
	@100kHz,1V	Max.	Typ.	Max.	Typ.	Max.	Typ.	Min.	
Units	μH	Ω		A		A		MHz	M=±20% N=±30%
Symbol	L	DCR		Irms		Isat		S.R.F	
APSWPA6045S510MTF	51	0.269	0.207	1.15	1.20	1.35	1.50	6.4	M
APSWPA6045S560MTF	56	0.287	0.221	1.10	1.20	1.30	1.40	6.4	M
APSWPA6045S620MTF	62	0.306	0.235	1.10	1.20	1.25	1.40	6.4	M
APSWPA6045S680MTF	68	0.376	0.289	1.00	1.10	1.20	1.30	6.4	M
APSWPA6045S750MTF	75	0.397	0.305	0.95	1.00	1.15	1.20	5	M
APSWPA6045S820MTF	82	0.443	0.341	0.90	0.99	1.05	1.10	4.9	M
APSWPA6045S910MTF	91	0.467	0.359	0.85	0.94	1.00	1.10	4.9	M
APSWPA6045S101MTF	100	0.563	0.433	0.80	0.88	0.95	1.00	4.2	M
APSWPA6045S121MTF	120	0.629	0.484	0.77	0.85	0.85	0.94	4.2	M
APSWPA6045S151MTF	150	0.754	0.580	0.70	0.77	0.80	0.88	4.2	M
APSWPA6045S221MTF	220	1.084	0.834	0.59	0.65	0.70	0.77	3.5	M
APSWPA6045S331MTF	330	1.651	1.270	0.57	0.63	0.57	0.63	2.8	M
APSWPA6045S471MTF	470	2.340	1.800	0.42	0.48	0.50	0.56	2	M
APSWPA6045S681MTF	680	3.250	2.500	0.33	0.38	0.42	0.46	1.7	M

## ● APSWP8040 Series

Part Number	Inductance	DC Resistance		Heat Rating Current *4		Saturation Current*3		Self-resonant Frequency	Inductance Tolerance
	@100kHz,1V	Max.	Typ.	Max.	Typ.	Max.	Typ.	Min.	
Units	μH	Ω		A		A		MHz	M=±20% N=±30%
Symbol	L	DCR		Irms		Isat		S.R.F	
APSWPA8040SR82□TF	0.82	0.010	0.008	6.30	6.90	13.80	16.00	94	N/M
APSWPA8040S1R0□TF	1	0.010	0.008	6.30	6.90	9.85	14.00	89	N/M
APSWPA8040S1R2□TF	1.2	0.013	0.010	5.65	6.20	10.00	14.00	59	N/M
APSWPA8040S1R5□TF	1.5	0.013	0.010	5.65	6.20	8.15	11.00	67	N/M
APSWPA8040S2R0□TF	2	0.016	0.012	5.15	5.60	9.25	10.00	43	N/M
APSWPA8040S2R2□TF	2.2	0.016	0.012	5.15	5.60	7.10	8.00	41	N/M
APSWPA8040S3R0□TF	3	0.018	0.014	4.70	5.20	6.10	7.00	32	N/M
APSWPA8040S3R3□TF	3.3	0.022	0.017	4.40	4.80	6.50	7.00	27	N/M
APSWPA8040S3R6□TF	3.6	0.022	0.017	4.35	4.80	7.52	8.50	30	N/M
APSWPA8040S3R9□TF	3.9	0.022	0.017	4.35	4.80	5.75	6.50	26	N/M
APSWPA8040S4R7□TF	4.7	0.025	0.019	4.10	4.50	5.90	6.50	24	N/M
APSWPA8040S5R1□TF	5.1	0.025	0.019	4.05	4.40	4.70	5.40	22	N/M
APSWPA8040S5R6□TF	5.6	0.027	0.021	3.85	4.20	6.00	6.90	24	N/M
APSWPA8040S6R2□TF	6.2	0.027	0.021	3.85	4.20	4.45	5.10	20	N/M
APSWPA8040S6R8MTF	6.8	0.031	0.024	3.60	4.00	4.55	5.20	20	M
APSWPA8040S8R2MTF	8.2	0.034	0.026	3.45	3.80	4.20	4.80	17	M
APSWPA8040S100MTF	10	0.038	0.029	3.30	3.60	3.60	4.10	15	M



## Electrical Characteristics

## ● APSWP8040 Series

Part Number	Inductance	DC Resistance		Heat Rating Current *4		Saturation Current*3		Self-resonant Frequency	Inductance Tolerance
	@100kHz,1V	Max.	Typ.	Max.	Typ.	Max.	Typ.	Min.	
Units	μH	Ω		A		A		MHz	M=±20% N=±30%
Symbol	L	DCR		I <sub>rms</sub>		I <sub>sat</sub>		S.R.F	
APSWPA8040S120MTF	12	0.053	0.041	2.80	3.00	3.50	4.00	13	M
APSWPA8040S150MTF	15	0.061	0.047	2.60	2.80	2.95	3.40	12	M
APSWPA8040S180MTF	18	0.069	0.053	2.40	2.60	2.70	3.10	11	M
APSWPA8040S220MTF	22	0.090	0.069	2.10	2.30	2.40	2.70	9.5	M
APSWPA8040S270MTF	27	0.101	0.078	2.00	2.20	2.15	2.50	9.2	M
APSWPA8040S330MTF	33	0.126	0.097	1.80	2.00	2.05	2.40	7.8	M
APSWPA8040S360MTF	36	0.133	0.102	1.75	1.90	2.00	2.30	7.8	M
APSWPA8040S390MTF	39	0.139	0.107	1.70	1.90	1.95	2.20	7.8	M
APSWPA8040S430MTF	43	0.147	0.113	1.65	1.80	1.90	2.20	7.8	M
APSWPA8040S470MTF	47	0.177	0.136	1.55	1.70	1.75	2.00	6.4	M
APSWPA8040S510MTF	51	0.185	0.142	1.50	1.60	1.70	1.90	6.4	M
APSWPA8040S560MTF	56	0.192	0.148	1.45	1.60	1.55	1.70	6.4	M
APSWPA8040S620MTF	62	0.237	0.182	1.30	1.40	1.50	1.60	6.4	M
APSWPA8040S680MTF	68	0.255	0.196	1.25	1.40	1.45	1.60	4.9	M
APSWPA8040S750MTF	75	0.274	0.211	1.20	1.30	1.35	1.50	4.9	M
APSWPA8040S820MTF	82	0.293	0.225	1.15	1.20	1.30	1.40	5.9	M
APSWPA8040S910MTF	91	0.354	0.272	1.05	1.10	1.20	1.30	4.9	M
APSWPA8040S101MTF	100	0.377	0.290	1.00	1.10	1.15	1.30	4.2	M
APSWPA8040S121MTF	120	0.434	0.334	0.95	1.00	1.05	1.10	3.5	M
APSWPA8040S151MTF	150	0.533	0.410	0.85	0.94	1.10	1.20	3.5	M
APSWPA8040S181MTF	180	0.676	0.520	0.83	0.92	0.95	1.15	3.5	M
APSWPA8040S221MTF	220	0.779	0.599	0.80	0.88	0.85	0.94	3.5	M
APSWPA8040S331MTF	330	1.156	0.889	0.64	0.70	0.68	0.75	2.8	M
APSWPA8040S471MTF	470	1.625	1.250	0.50	0.60	0.60	0.70	2.1	M

## ● APSWP8065 Series

Part Number	Inductance	DC Resistance		Heat Rating Current *4		Saturation Current*3		Self-resonant Frequency	Inductance Tolerance
	@100kHz,1V	Max.	Typ.	Max.	Typ.	Max.	Typ.	Min.	
Units	μH	Ω		A		A		MHz	M=±20% N=±30%
Symbol	L	DCR		I <sub>rms</sub>		I <sub>sat</sub>		S.R.F	
APSWPA8065SR68MTF	0.68	0.008	0.007	7.50	8.50	24.00	26.00	100	M
APSWPA8065S1R0MTF	1	0.011	0.008	7.00	8.00	20.00	22.00	96	M
APSWPA8065S2R2MTF	2.2	0.016	0.013	5.20	4.50	13.80	12.00	45	M
APSWPA8065S3R3MTF	3.3	0.018	0.015	5.10	5.90	9.50	10.00	27	M
APSWPA8065S4R7MTF	4.7	0.022	0.018	4.70	5.40	8.50	9.50	18	M
APSWPA8065S5R6MTF	5.6	0.026	0.022	4.50	5.20	8.00	9.00	17	M
APSWPA8065S6R8MTF	6.8	0.026	0.022	4.50	5.20	7.50	8.00	16	M

## Electrical Characteristics

## ● APSWP8065 Series

Part Number	Inductance	DC Resistance		Heat Rating Current *4		Saturation Current*3		Self-resonant Frequency	Inductance Tolerance
	@100kHz,1V	Max.	Typ.	Max.	Typ.	Max.	Typ.	Min.	
Units	$\mu\text{H}$	$\Omega$		A		A		MHz	M=±20% N=±30%
Symbol	L	DCR		I <sub>rms</sub>		I <sub>sat</sub>		S.R.F	
APSWPA8065S8R2MTF	8.2	0.031	0.026	4.20	4.80	7.00	7.70	15	M
APSWPA8065S100MTF	10	0.044	0.037	3.20	3.70	8.00	8.90	13	M
APSWPA8065S150MTF	15	0.053	0.044	3.25	3.75	5.70	6.70	10	M
APSWPA8065S220MTF	22	0.072	0.060	2.70	3.10	4.30	4.80	8	M
APSWPA8065S470MTF	47	0.152	0.127	1.85	2.15	3.40	3.70	7	M
APSWPA8065S560MTF	56	0.198	0.165	1.35	1.55	3.20	3.70	6	M
APSWPA8065S680MTF	68	0.218	0.182	1.55	1.80	2.70	3.20	5	M
APSWPA8065S101MTF	100	0.280	0.233	1.35	1.45	2.00	2.40	3.1	M
APSWPA8065S151MTF	150	0.440	0.353	0.95	1.10	1.60	2.00	2.5	M
APSWPA8065S221MTF	220	0.656	0.547	0.80	0.90	1.20	1.50	2	M
APSWPA8065S331MTF	330	0.840	0.700	0.75	0.85	1.00	1.20	1.7	M
APSWPA8065S471MTF	470	1.560	1.300	0.55	0.65	1.00	1.20	1.4	M
APSWPA8065S681MTF	680	1.944	1.620	0.52	0.60	0.85	1.00	1	M

△1: All test data is referenced to 20°C ambient;

△2: Rated current: I<sub>sat</sub> or I<sub>rms</sub>, whichever is smaller;

△3: I<sub>sat</sub>(Typ): DC current at which the inductance drops approximate 30% from its value without current;

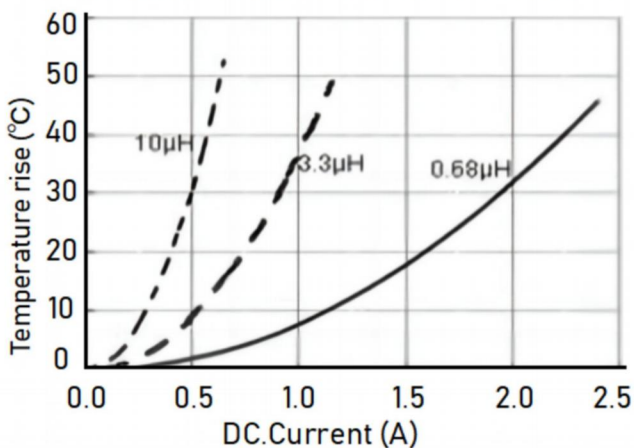
△4: I<sub>sat</sub>(Max): DC current at which the inductance drops approximate 20% from its value without current;

△5: I<sub>rms</sub>: DC current that causes the temperature rise ( $\Delta T = 40^\circ\text{C}$ ) from 20°C ambient.

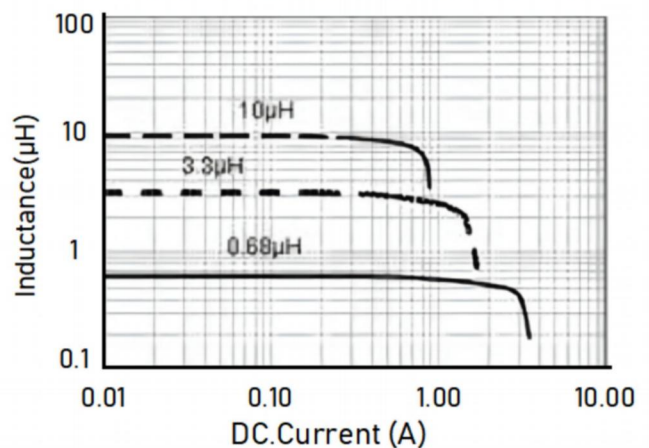
## TYPICAL ELECTRICAL CHARACTERISTICS

## APSWPA252010 Series

Temperature vs. DC Current Characteristics



Inductance vs. DC Current Characteristics

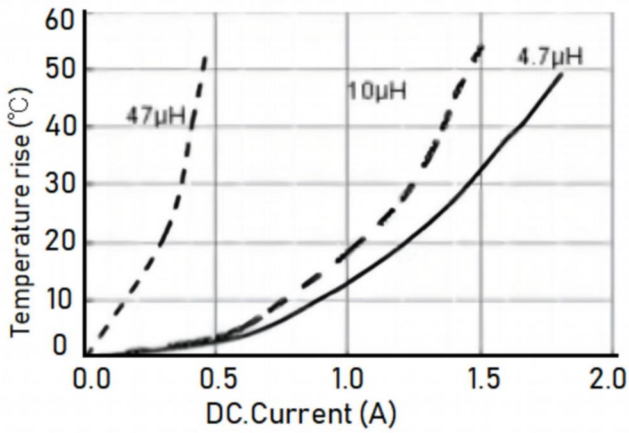




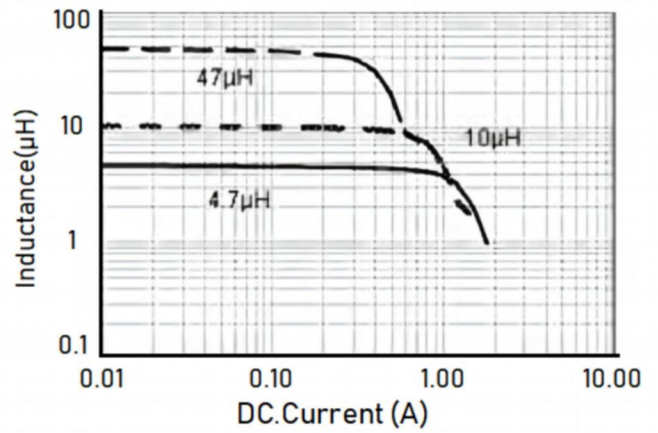
**TYPICAL ELECTRICAL CHARACTERISTICS**

APSWPA252012 Series

Temperature vs. DC Current Characteristics

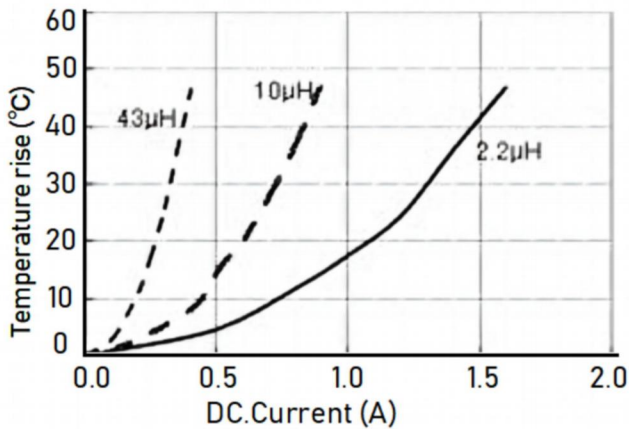


Inductance vs. DC Current Characteristics

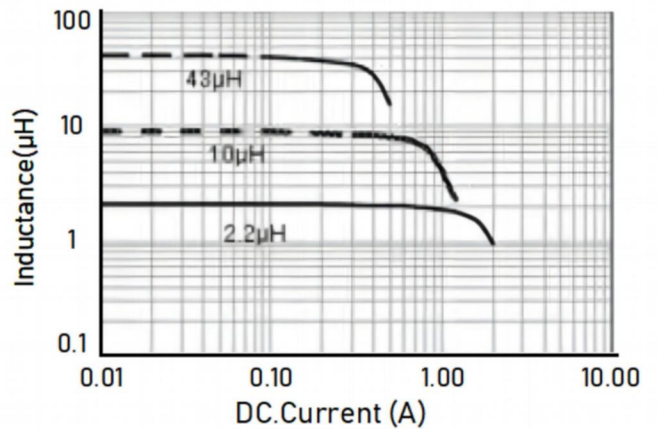


APSWPA3010 Series

Temperature vs. DC Current Characteristics

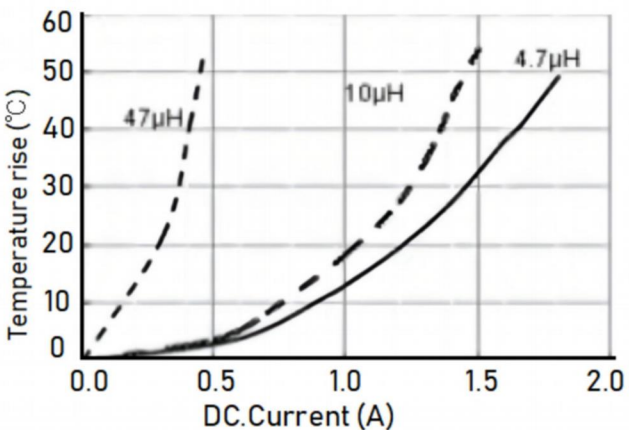


Inductance vs. DC Current Characteristics

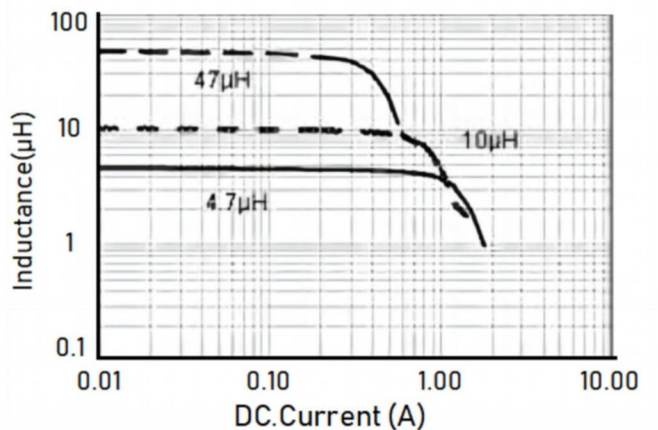


APSWPA3012 Series

Temperature vs. DC Current Characteristics



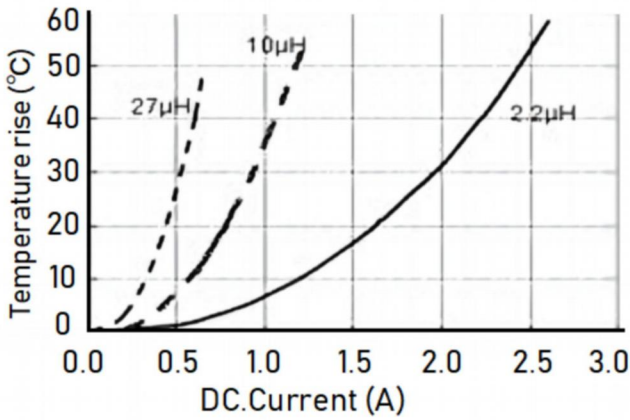
Inductance vs. DC Current Characteristics



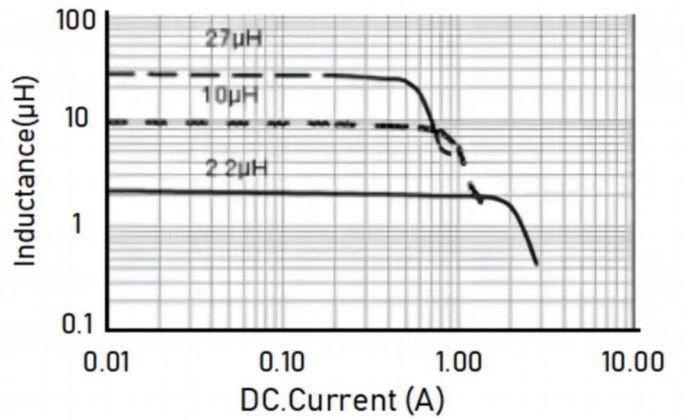
**TYPICAL ELECTRICAL CHARACTERISTICS**

APSWPA3015 Series

Temperature vs. DC Current Characteristics

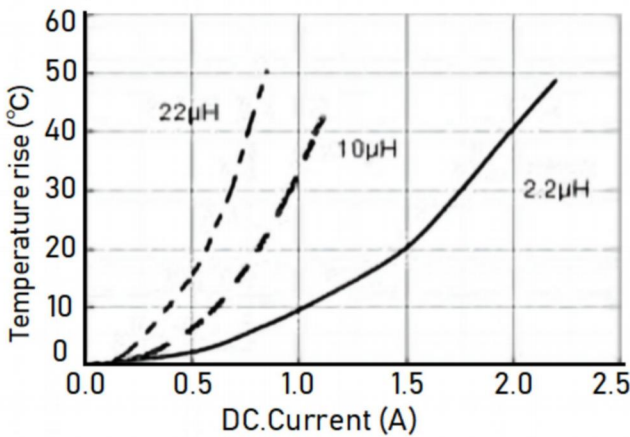


Inductance vs. DC Current Characteristics

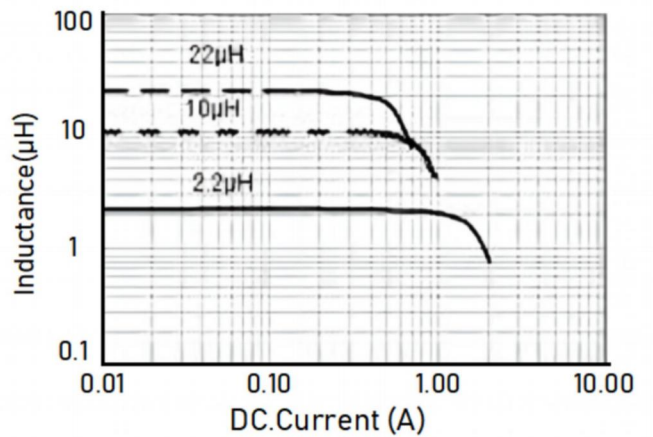


APSWPA4010 Series

Temperature vs. DC Current Characteristics

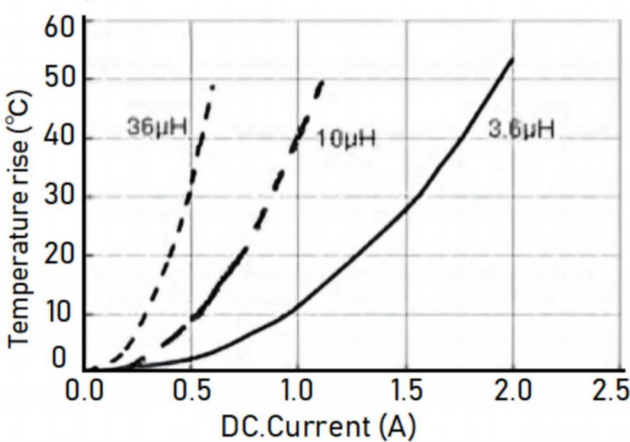


Inductance vs. DC Current Characteristics

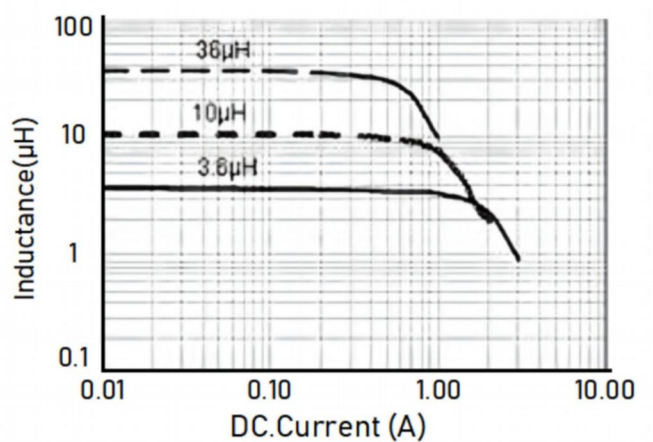


APSWPA4012 Series

Temperature vs. DC Current Characteristics



Inductance vs. DC Current Characteristics

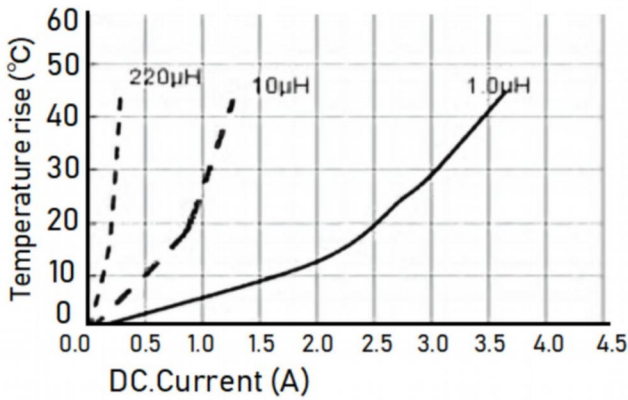




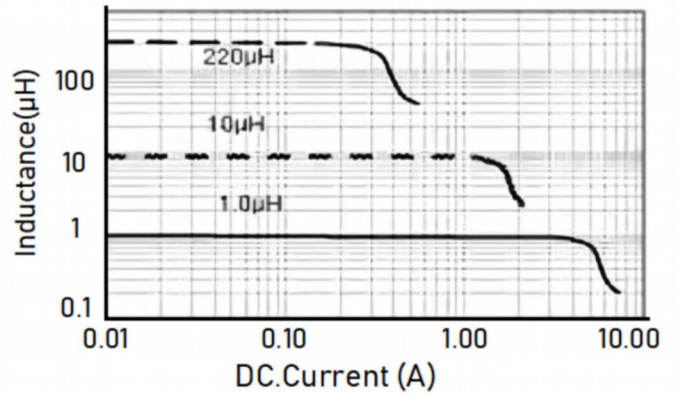
**TYPICAL ELECTRICAL CHARACTERISTICS**

APSWPA4018 Series

Temperature vs. DC Current Characteristics

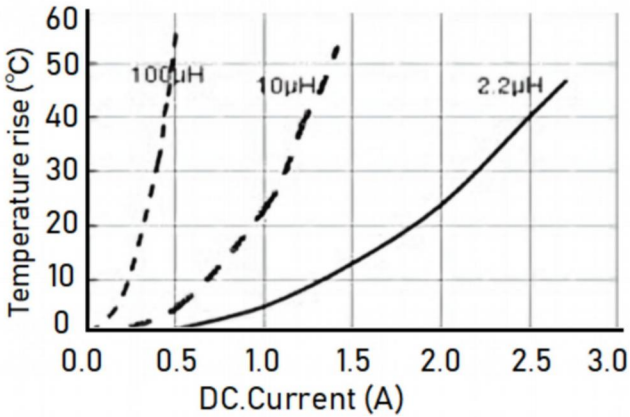


Inductance vs. DC Current Characteristics

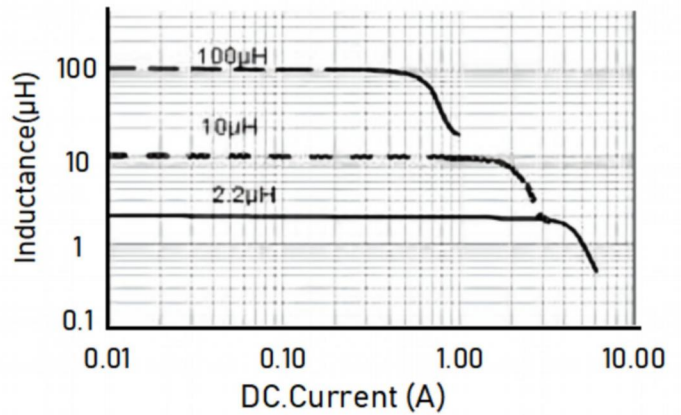


APSWPA4020 Series

Temperature vs. DC Current Characteristics

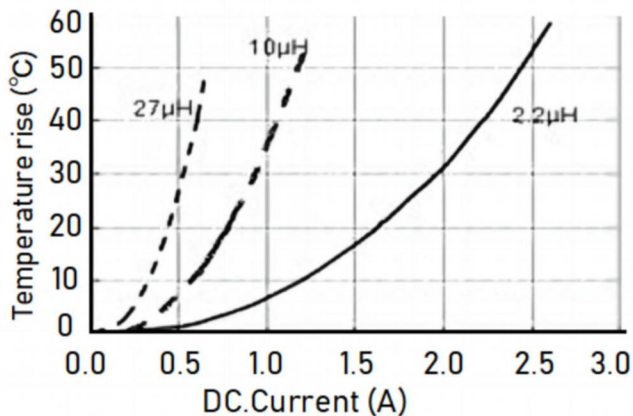


Inductance vs. DC Current Characteristics

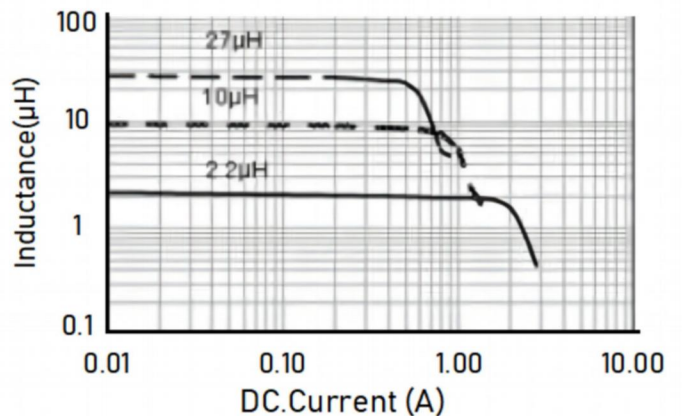


APSWPA4030 Series

Temperature vs. DC Current Characteristics



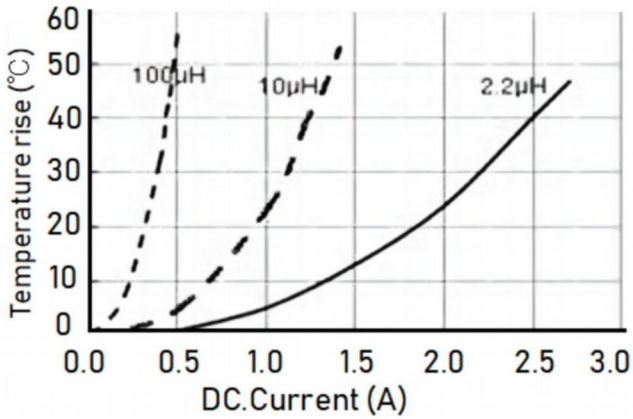
Inductance vs. DC Current Characteristics



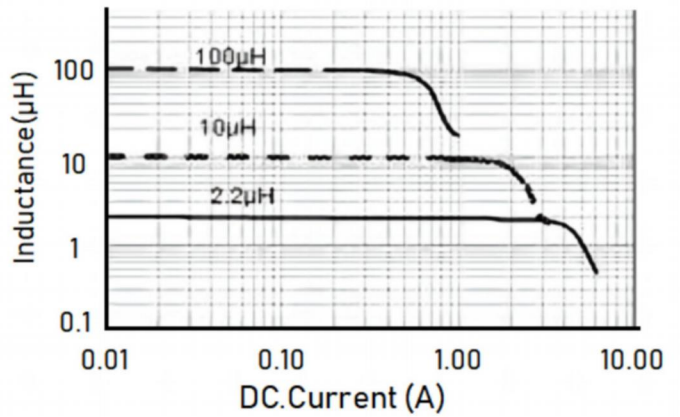
**TYPICAL ELECTRICAL CHARACTERISTICS**

APSWPA5012 Series

Temperature vs. DC Current Characteristics

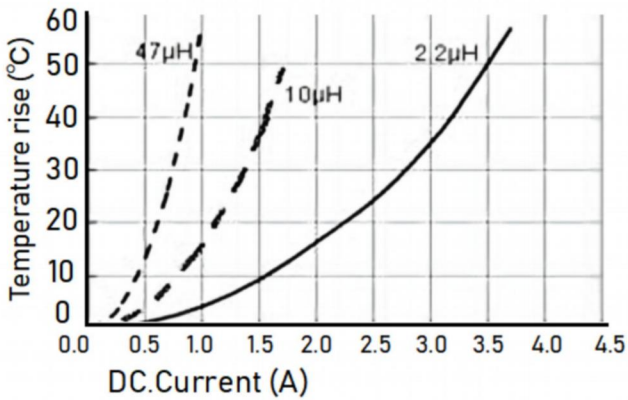


Inductance vs. DC Current Characteristics

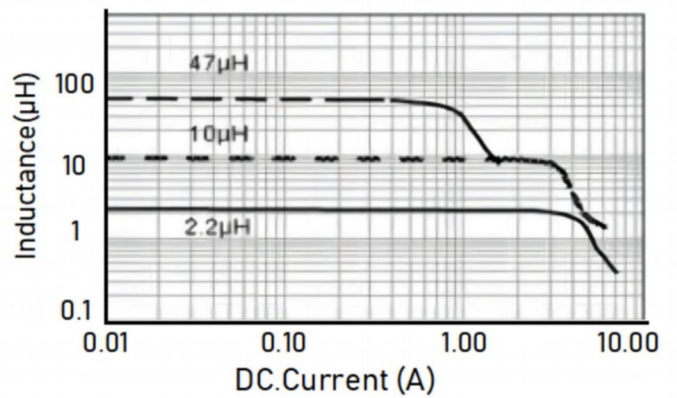


APSWPA5020 Series

Temperature vs. DC Current Characteristics

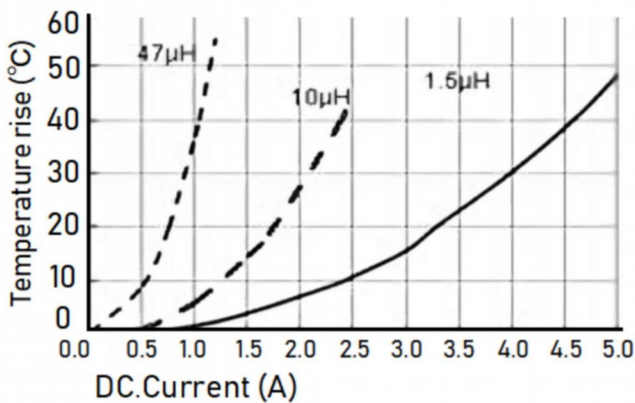


Inductance vs. DC Current Characteristics

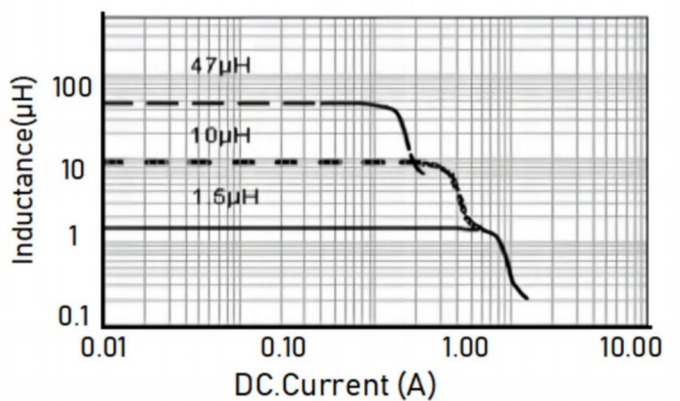


APSWPA5040 Series

Temperature vs. DC Current Characteristics



Inductance vs. DC Current Characteristics

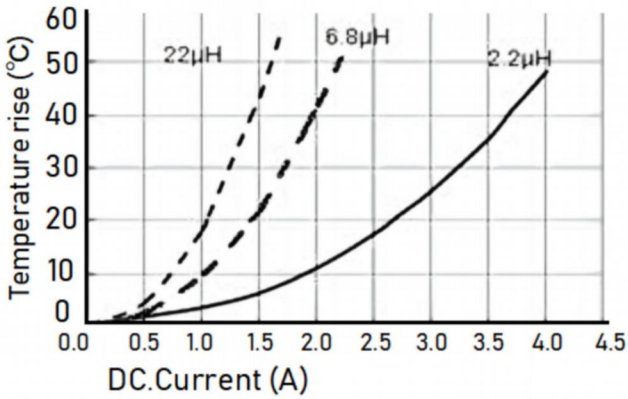




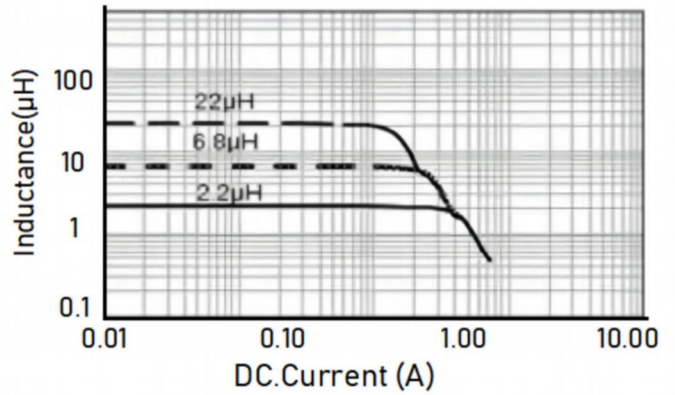
**TYPICAL ELECTRICAL CHARACTERISTICS**

APSWPA6020 Series

Temperature vs. DC Current Characteristics

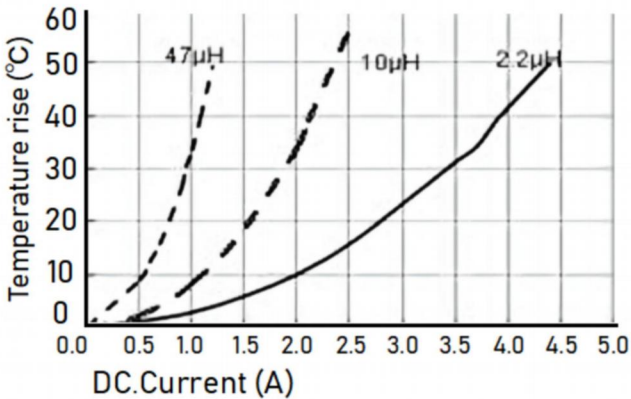


Inductance vs. DC Current Characteristics

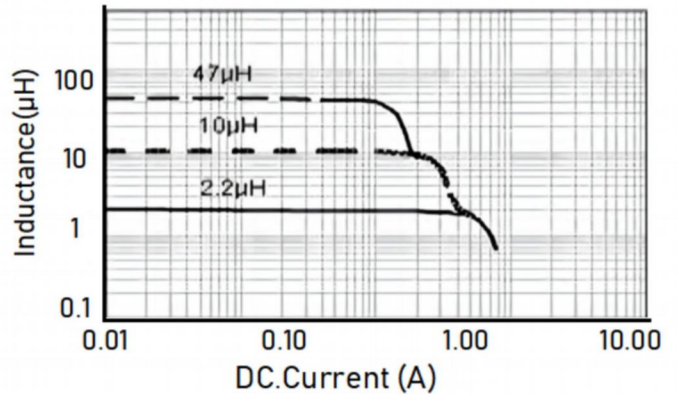


APSWPA6028 Series

Temperature vs. DC Current Characteristics

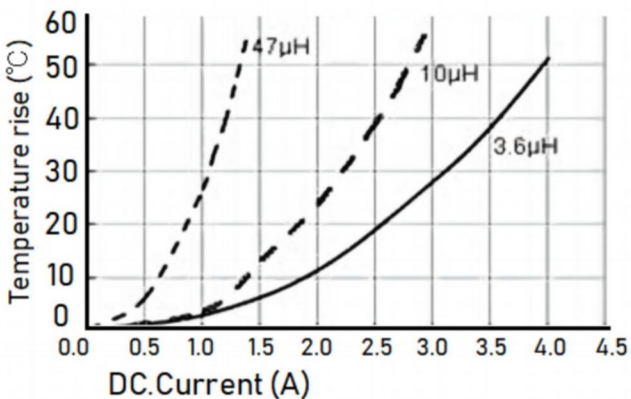


Inductance vs. DC Current Characteristics

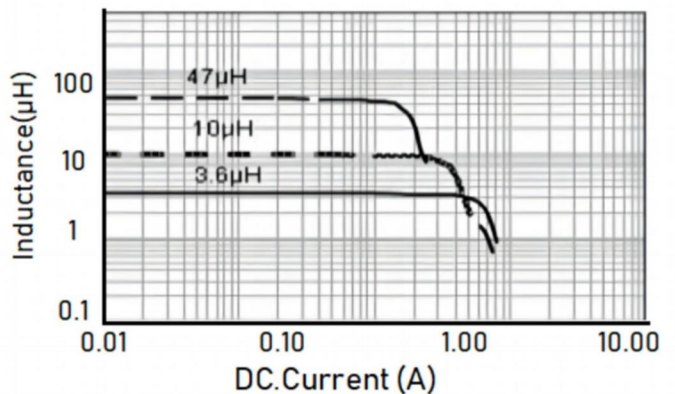


APSWPA6045 Series

Temperature vs. DC Current Characteristics



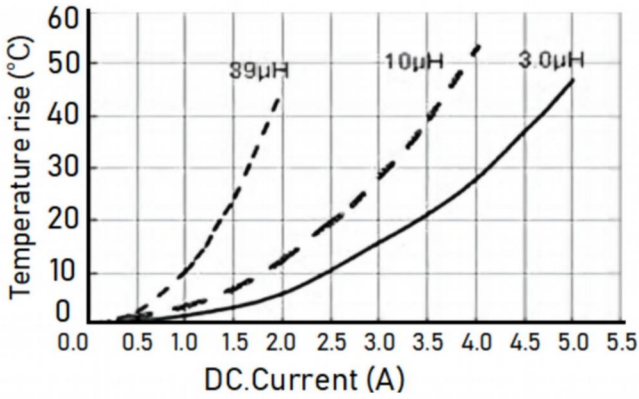
Inductance vs. DC Current Characteristics



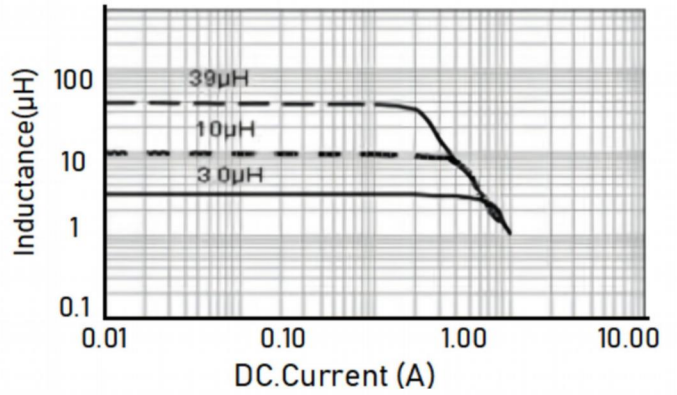
**TYPICAL ELECTRICAL CHARACTERISTICS**

APSWPA8040 Series

Temperature vs. DC Current Characteri

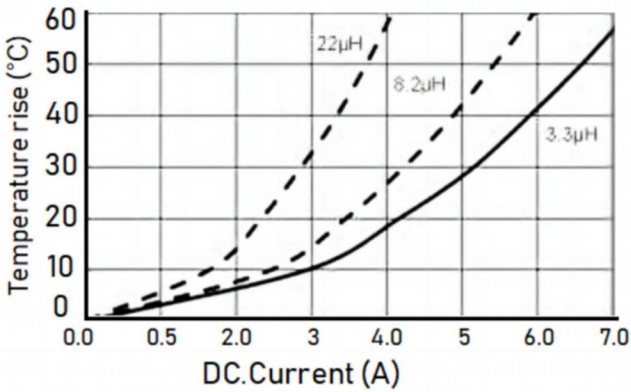


Inductance vs. DC Current Characteristics

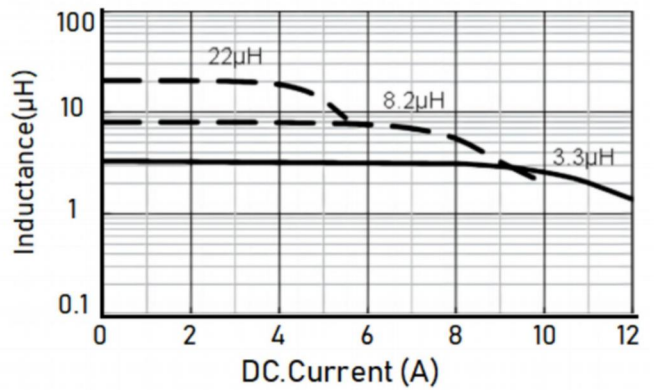


APSWPA8065 Series

Temperature vs. DC Current Characteristics



Inductance vs. DC Current Characteristics



Note:

Please be sure to request approval specifications that provide further details of the products. Kindly not that the content of these specifications are subject to change or may be discontinued without prior notice. This product may not be designed/used in medical or high risk applications without APV approval



## X-ON Electronics

Largest Supplier of Electrical and Electronic Components

*Click to view similar products for [Fixed Inductors](#) category:*

*Click to view products by [APV](#) manufacturer:*

Other Similar products are found below :

[CR32NP-100KC](#) [70F224AI](#) [MHQ1005P10NJ](#) [MHQ1005P1N0S](#) [MHQ1005P2N4S](#) [MHQ1005P3N6S](#) [MHQ1005P5N1S](#) [MHQ1005P8N2J](#)  
[PE-53601NL](#) [PE-53602NL](#) [PG0936.113NLT](#) [9220-20](#) [9310-16](#) [PM06-2N7](#) [PM06-39NJ](#) [A01TK](#) [1206CS-471XJ](#) [HC2-R47-R](#) [HC8-1R2-R](#)  
[HCF1305-3R3-R](#) [1206CS-151XG](#) [RCH664NP-4R7M](#) [RCP1317NP-391L](#) [DH2280-4R7M](#) [DS1608C-106](#) [B10TJ](#) [B82498B3101J000](#) [ELJ-](#)  
[RE27NJF2](#) [1812CS-153XJ](#) [1812CS-183XJ](#) [1812CS-223XJ](#) [1812LS-104XJ](#) [1812LS-105XJ](#) [1812LS-124XJ](#) [1812LS-154XJ](#) [1812LS-223XJ](#)  
[1812LS-224XJ](#) [1812LS-563XJ](#) [1812LS-683XJ](#) [1812LS-824XJ](#) [NIN-FB101JTR110F](#) [NIN-FB471JTR62F](#) [NIN-FC1R5JTR220F](#) [NIN-](#)  
[HCR15JTRF](#) [NIN-HCR33JTRF](#) [NIN-HDR22JTRF](#) [NIN-HDR82JTRF](#) [NIN-HK2N7STRF](#) [NIN-PA150KTR370F](#) [NIN-PB100KTR550F](#)