

8600 Series Rocker Switches

10A 250Vac Single & Double Pole



Ratings Information

10(4)A 250Vac T90 (unless noted below)
UL CSA 10A 277Vac (unless noted below)
UL CSA 277Vac ½hp, 125Vac ¼hp
UL 65°C, file no. E45221
CSA file LR10990

Inrush 25A to EN61058-1 & 10A 28Vdc (In house tests)
 3mm contact gap except where marked μ.

Examples



H8600VB
T8600VB

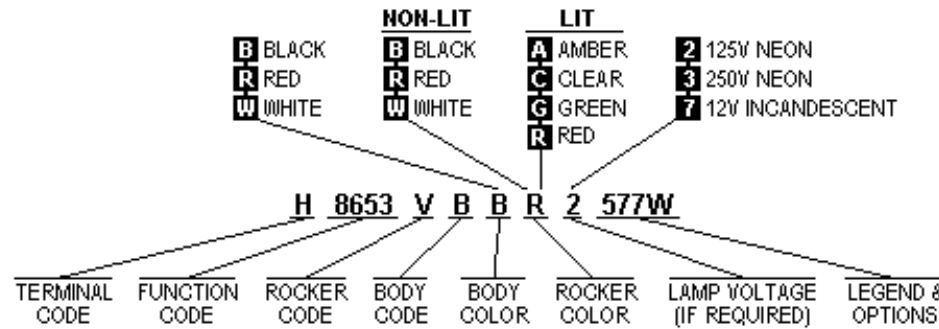


H8600VB
T8600VB



H8630FB

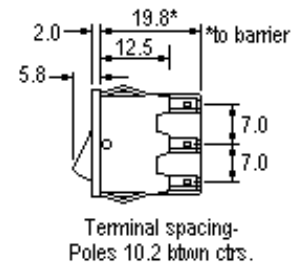
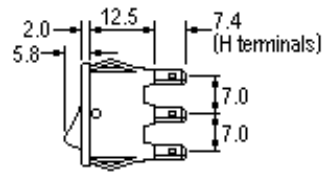
Order Format



Dimensions (All dimensions in mm)

Single Pole

Double Pole Standard is code 'B' with terminal barrier. (Also available without terminal barrier - specify code 'C')



T8630FB



H8650VB
T8650VB

Legend Printing Examples () is legend color B-Black, W-White, R-Red



577(W)



080(W)



141(W)



142(W)



059(W)



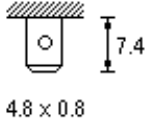





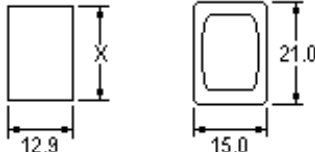
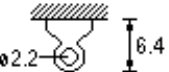















058(W)



H8660VB
T8660VB



H8653VB
T8653VB

TERMINAL CODE	SWITCH FUNCTION CODE		ROCKER CODE	BODY CODE		OPTIONS	
H 	On Off Switches are ON when pressed over terminal 3 		V Curved 	Panel cut-outs	Flange	Finish Matt finish is standard Color Consult factory for custom colors. A full range is available for large orders Legend printing Select from the examples or call factory for custom legends Lamp voltage Consult factory for details of other available voltages Single pole options Most switches shown can have single pole switching in double pole bodies Moisture resistant covers (IP65) Will snap on to Single or Double Pole bodies but reduce panel thickness by 0.8mm Ask for (L167 - SP) or (L180 - DP) 	
	Approvals & ratings vary with function Single Pole 8600 			Double Pole 8650 			B (Single Pole) 
T 	ON - OFF	8601 6(1)A Euro 6A UL & CSA 	8651 6(1)A Euro 6A UL & CSA 	V Curved Lit 	Single Pole dimensions for snap-in fixing Panel thickness Dimension X 0.75 - 1.25 19.1 / 19.2 1.25 - 2.0 19.3 / 19.4 2.0 - 3.0 19.7 / 19.8	Note Covers are not suitable for momentary switches	
	ON - OFF (momentary ON)	8602 6A UL & CSA only 	8652 6A UL & CSA only 		D Paddle lever Single pole non-lit only 		B (Double Pole) with terminal barrier C (Double Pole) w/o terminal barrier 
	ON - OFF (momentary OFF)	N / A	8653 10(4)A Euro 6A UL & CSA 				
	ON - OFF with light	8610 6(1)A 	8660 6(1)A 		Double Pole dimensions for snap-in fixing Panel thickness Dimension X 0.75 - 1.25 19.1 / 19.2 1.25 - 2.0 19.3 / 19.4 2.0 - 3.0 19.7 / 19.8		
	ON - ON	8611 6A UL & CSA only 	8661 6A UL & CSA only 				8620 μ 8670 μ See 8620 & 8670 Series for product details 
	ON - ON (momentary 1 side)	8630 	N / A		Indicator		
X  PCB 0.8Sq. Switches with X terminals are supplied without terminal barriers	ON - OFF - ON						
	Indicator						

Technical Information

Most major technical information is shown on the page covering the specific product, other details are grouped here for easy reference.

The details shown apply to all Switches and Fuseholders. For electrical products, Indicators or IEC sockets see the individual product page.

Materials

Body and actuator (opaque)

Actuator (transparent)

Current carrying parts

Contact points

Most Products Expections

Nylon 6.6

Polycarbonate

Copper Alloy

Silver Plated

Silver Alloy

900 & 380 Vandal options are stainless steel

n/a for 55/56 & 2000, Gold plated for 1100

Properties - Electrical

Electrical Life (operations)

Contact Resistance (switches) new condition

(m ohms)

Contact Resistance (fuseholders) new condition

(m ohms)

Insulation Resistance (M ohms)

Dielectric Strength: (kV)

across open contacts

between poles

between live parts and accessible metal

Comparative Tracking Index (CTI)

> 10k, many > 50k See relevant page for details

< 100 (at 12Vdc, 1100, 2000 contact factory

1A)

5 (average)

> 20

> 1

> 3

> 4

> 250

Properties - Physical

Humidity Resistance at 91-95% relative humidity

(to subsequently comply with requirements of dielectric

strength test) (hrs)

Impact Resistance (Nm)

Storage term 5 year period (°C)

Flame Retardancy:

Standard

On Request

Solderability to BS 2011 pt.2.1T -

Angular movement $\pm 4^\circ$ overall (where applicable)

Force to operate (Kg). For details contact Sales office

Fixing nut torque (where applicable)

48

> 0.5

< 125

UL94V2

UL94V0

6 secs at 350°C

38°

0.2 - 2.0

1.0Nm (8.91 lb/in)

Some discoloration of terminals may occur

Polycarbonate actuators - UL94V2 only

Not all colors or variants

1250, 6000, 8500, 8550, 8600, 8650, 8800 -
26°

General Information

All switches

Insulation Class II.
Heat and Fire resistance Category D.
Ingress Protection without cover IP40.
DC ratings are not approved.

All products

Panel holes must be punched in direction unit
is to be fitted

Illuminated rockers and indicator lights

Transparent lenses on indicator lights and
illuminated switches are moulded in polycarbonate,
a material which is attacked by organic chemicals
and animal or vegetable fats.
Please contact the factory for advice on these
products.

Weights of our most frequently supplied products

Product	gms	Product	gms	Product	gms
0055,0056	5.7/6.8	1350	11.2	5567	14.3
0305	32.9	1500	5.7	6050	13.6
0333	4.5	1520	6.6	6053	14.2
0345	8.9	1550	11.2	7000	10.4
0380 sw only	7.12	1553	11.8	7050	12.3
0383K/P	25.0	1570	12.7	7053	12.9
0392	10.7	1584-1589	11.1	8250	4.9
0430	5.5	1700H	8.4	8300	4.0
0589	3.5	1750H	13.2	8350	5.0
0692	51.8	17500	25.6	8353	5.9
0711-1S	16.6	2000 2pos C SP	3.8	8500	3.8
0712-S	27.8	2000 2pos C DP	4.5	8550	4.8
0717-1S	22.4	2000 5pos A SP	6.3	8553	5.2
0900S/L	2.6/2.9	2000 5pos A DP	7.3	8600	3.5
1048	2.8	T2225B	5.0	8620	4.3
1100	2.0	2950	5.3	8650	6.3
1250SP	5.9	3111	11.8	8670	8.5
1250DP	7.0	5500	7.1	8800	2.9
1300	5.7	5503	7.8	9100	21.1

X-ON Electronics

Largest Supplier of Electrical and Electronic Components

Click to view similar products for [Rocker Switches](#) category:

Click to view products by [Arcoelectric](#) manufacturer:

Other Similar products are found below :

[VKD2GHNB-00000-000](#) [VSD2GNNB-00000-000](#) [6-1571986-5](#) [6-1571986-9](#) [632422-4B-KD](#) [7036WWCDBX653+U622](#) [8055K52Z7V](#)
[8138K20E6M50](#) [FMC18A2200002](#) [84206L](#) [84312LX](#) [PREDD4-07F-BB0FW](#) [PREDD5-07F-BB0GW](#) [PRFDD1-16F-BB000](#) [PRFDD3-16F-](#)
[BB000](#) [1-1634201-0](#) [999-16702-001](#) [A101J2ZQ004](#) [A101J4ZQ004](#) [A101J51CB0004](#) [A107J51ZQ0004](#) [A201J1AQ004](#) [A201J1AV2Q004](#)
[A201J3ZB004](#) [A201J50ZQ004](#) [A203J51ZQ0004](#) [A226L11YZQ](#) [A22L11A](#) [A435S1YZQ](#) [H8500XBBBBL-A](#) [H8653VBBG2577W](#)
[HB130CHNWWNAAC](#) [1251.0303](#) [AE205J60V3B004](#) [RH110C2NBB](#) [1352.0107](#) [1363.0201](#) [AML25GBF2AA03GR](#) [1571099-3](#) [1571987-4](#)
[1571987-5](#) [1571989-7](#) [B123J77V7B2](#) [B226J50W4Q22P](#) [B433J37ZQ22M](#) [160212E](#) [1801.1164](#) [1831.1102](#) [1833.3402](#) [1837.1118](#)