

## 8600 Series Rocker Switches

10A 250Vac Single & Double Pole



### Ratings Information

**10(4)A 250Vac T90** (unless noted below)  
**UL CSA 10A 277Vac** (unless noted below)  
**UL CSA 277Vac ½hp, 125Vac ¼hp**  
**UL 65°C, file no. E45221**  
**CSA file LR10990**

**Inrush 25A to EN61058-1 & 10A 28Vdc (In house tests)**  
 3mm contact gap except where marked μ.

### Examples



H8600VB  
T8600VB

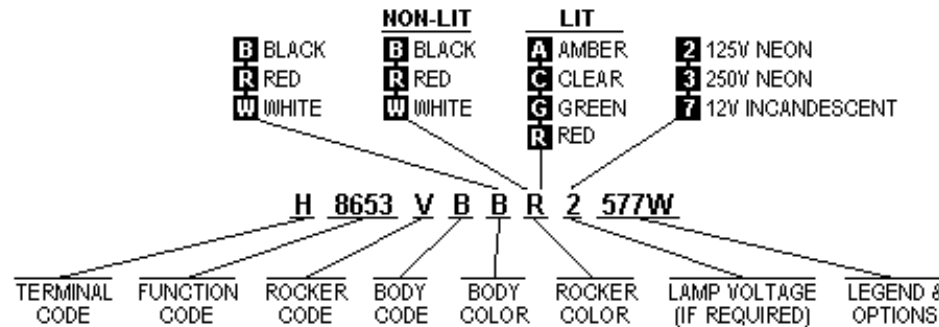


H8600VB  
T8600VB



H8630FB

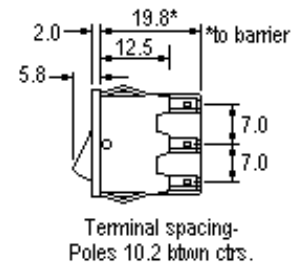
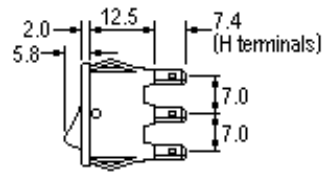
### Order Format



### Dimensions (All dimensions in mm)

**Single Pole**

**Double Pole** Standard is code 'B' with terminal barrier. (Also available without terminal barrier - specify code 'C')



T8630FB



H8650VB  
T8650VB

**Legend Printing Examples** ( ) is legend color B-Black, W-White, R-Red



577(W)



080(W)



141(W)



142(W)



059(W)



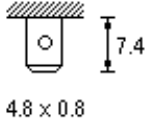





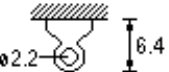








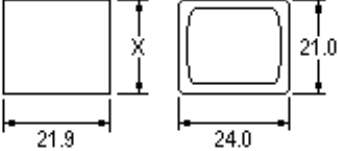











058(W)



H8660VB  
T8660VB



H8653VB  
T8653VB

TERMINAL CODE	SWITCH FUNCTION CODE		ROCKER CODE	BODY CODE		OPTIONS
<b>H</b> 	On Off Switches are ON when pressed over terminal 3 		<b>V</b> Curved 	Panel cut-outs	Flange	<b>Finish</b> Matt finish is standard  <b>Color</b> Consult factory for custom colors. A full range is available for large orders  <b>Legend printing</b> Select from the examples or call factory for custom legends  <b>Lamp voltage</b> Consult factory for details of other available voltages  <b>Single pole options</b> Most switches shown can have single pole switching in double pole bodies  <b>Moisture resistant covers (IP65)</b> Will snap on to Single or Double Pole bodies but reduce panel thickness by 0.8mm Ask for (L167 - SP) or (L180 - DP)  
	<b>Approvals &amp; ratings vary with function</b> <b>Single Pole</b> <b>8600</b> 			<b>Double Pole</b> <b>8650</b> 		
<b>T</b> 	ON - OFF (momentary ON) <b>8601</b> 6(1)A Euro 6A UL & CSA 	ON - OFF (momentary ON) <b>8651</b> 6(1)A Euro 6A UL & CSA 	<b>V</b> Curved Lit 	Panel thickness	Dimension X	<b>Legend printing</b> Select from the examples or call factory for custom legends  <b>Lamp voltage</b> Consult factory for details of other available voltages  <b>Single pole options</b> Most switches shown can have single pole switching in double pole bodies  <b>Moisture resistant covers (IP65)</b> Will snap on to Single or Double Pole bodies but reduce panel thickness by 0.8mm Ask for (L167 - SP) or (L180 - DP)  
	ON - OFF (momentary OFF) <b>8602</b> 6A UL & CSA only 	ON - OFF (momentary OFF) <b>8652</b> 6A UL & CSA only 		Single Pole dimensions for snap-in fixing 0.75 - 1.25    19.1 / 19.2 1.25 - 2.0    19.3 / 19.4 2.0 - 3.0    19.7 / 19.8		
	ON - OFF with light <b>N / A</b>	ON - OFF with light <b>8653</b> 10(4)A Euro 6A UL & CSA 		<b>D</b> Paddle lever Single pole non-lit only 	<b>B (Double Pole) with terminal barrier</b> <b>C (Double Pole) w/o terminal barrier</b> 	
	ON - ON <b>8610</b> 6(1)A 	ON - ON <b>8660</b> 6(1)A 			Double Pole dimensions for snap-in fixing Panel thickness    Dimension X 0.75 - 1.25    19.1 / 19.2 1.25 - 2.0    19.3 / 19.4 2.0 - 3.0    19.7 / 19.8	
	ON - ON (momentary 1 side) <b>8611</b> 6A UL & CSA only 	ON - ON (momentary 1 side) <b>8661</b> 6A UL & CSA only 		<b>F</b> Flat Indicator only (Single pole) 	<b>8620<math>\mu</math></b> <b>8670<math>\mu</math></b> <b>See 8620 &amp; 8670 Series for product details</b> 	
ON - OFF - ON <b>8630</b> 	<b>N / A</b> 	<b>Note</b> Covers are not suitable for momentary switches				
Indicator <b>8630</b> 	<b>N / A</b> 					
<b>X</b>  PCB 0.8Sq. Switches with X terminals are supplied without terminal barriers						

# Technical Information

**Most major technical information is shown on the page covering the specific product, other details are grouped here for easy reference.**

*The details shown apply to all Switches and Fuseholders. For electrical products, Indicators or IEC sockets see the individual product page.*

## Materials

Body and actuator (opaque)  
Actuator (transparent)

Current carrying parts

Contact points

## Most Products Expections

Nylon 6.6                      900 & 380 Vandal options are stainless steel  
Polycarbonate

Copper Alloy  
Silver Plated

Silver Alloy                      n/a for 55/56 & 2000, Gold plated for 1100

## Properties - Electrical

Electrical Life (operations)	> 10k, many > 50k	See relevant page for details
Contact Resistance (switches) new condition (m ohms)	< 100 (at 12Vdc, 1A)	1100, 2000 contact factory
Contact Resistance (fuseholders) new condition (m ohms)	5 (average)	
Insulation Resistance (M ohms)	> 20	
Dielectric Strength: (kV)		
across open contacts	> 1	
between poles	> 3	
between live parts and accessible metal	> 4	
Comparative Tracking Index (CTI)	> 250	

## Properties - Physical

Humidity Resistance at 91-95% relative humidity (to subsequently comply with requirements of dielectric strength test) (hrs)	48	
Impact Resistance (Nm)	> 0.5	
Storage term 5 year period (°C)	< 125	Some discoloration of terminals may occur
Flame Retardancy:		
Standard	UL94V2	Polycarbonate actuators - UL94V2 only
On Request	UL94V0	Not all colors or variants
Solderability to BS 2011 pt.2.1T -	6 secs at 350°C	
Angular movement ± 4° overall (where applicable)	38°	1250, 6000, 8500, 8550, 8600, 8650, 8800 - 26°
Force to operate (Kg). For details contact Sales office	0.2 - 2.0	
Fixing nut torque (where applicable)	1.0Nm (8.91 lb/in)	

## General Information

### All switches

Insulation Class II.  
Heat and Fire resistance Category D.  
Ingress Protection without cover IP40.  
DC ratings are not approved.

### All products

Panel holes must be punched in direction unit  
is to be fitted

### Illuminated rockers and indicator lights

Transparent lenses on indicator lights and  
illuminated switches are moulded in polycarbonate,  
a material which is attacked by organic chemicals  
and animal or vegetable fats.  
Please contact the factory for advice on these  
products.

## Weights of our most frequently supplied products

Product	gms	Product	gms	Product	gms
0055,0056	5.7/6.8	1350	11.2	5567	14.3
0305	32.9	1500	5.7	6050	13.6
0333	4.5	1520	6.6	6053	14.2
0345	8.9	1550	11.2	7000	10.4
0380 sw only	7.12	1553	11.8	7050	12.3
0383K/P	25.0	1570	12.7	7053	12.9
0392	10.7	1584-1589	11.1	8250	4.9
0430	5.5	1700H	8.4	8300	4.0
0589	3.5	1750H	13.2	8350	5.0
0692	51.8	17500	25.6	8353	5.9
0711-1S	16.6	2000 2pos C SP	3.8	8500	3.8
0712-S	27.8	2000 2pos C DP	4.5	8550	4.8
0717-1S	22.4	2000 5pos A SP	6.3	8553	5.2
0900S/L	2.6/2.9	2000 5pos A DP	7.3	8600	3.5
1048	2.8	T2225B	5.0	8620	4.3
1100	2.0	2950	5.3	8650	6.3
1250SP	5.9	3111	11.8	8670	8.5
1250DP	7.0	5500	7.1	8800	2.9
1300	5.7	5503	7.8	9100	21.1

## X-ON Electronics

Largest Supplier of Electrical and Electronic Components

*Click to view similar products for [Rocker Switches](#) category:*

*Click to view products by [Arcoelectric](#) manufacturer:*

Other Similar products are found below :

[VKD2GHNB-00000-000](#) [VSD2GNNB-00000-000](#) [6-1571986-5](#) [6-1571986-9](#) [632422-4B-KD](#) [7036WWCDBX653+U622](#) [8055K52Z7V](#)  
[8138K20E6M50](#) [FMC18A2200002](#) [84206L](#) [84312LX](#) [PREDD4-07F-BB0FW](#) [PREDD5-07F-BB0GW](#) [PRFDD1-16F-BB000](#) [PRFDD3-16F-](#)  
[BB000](#) [1-1634201-0](#) [999-16702-001](#) [A101J2ZQ004](#) [A101J4ZQ004](#) [A101J51CB0004](#) [A107J51ZQ0004](#) [A201J1AQ004](#) [A201J1AV2Q004](#)  
[A201J3ZB004](#) [A201J50ZQ004](#) [A203J51ZQ0004](#) [A226L11YZQ](#) [A22L11A](#) [A435S1YZQ](#) [H8500XBBBBL-A](#) [H8653VBBG2577W](#)  
[HB130CHNWWNAAC](#) [1251.0303](#) [AE205J60V3B004](#) [RH110C2NBB](#) [1352.0107](#) [1363.0201](#) [AML25GBF2AA03GR](#) [1571099-3](#) [1571987-4](#)  
[1571987-5](#) [1571989-7](#) [B123J77V7B2](#) [B226J50W4Q22P](#) [B433J37ZQ22M](#) [160212E](#) [1801.1164](#) [1831.1102](#) [1833.3402](#) [1837.1118](#)