




# Series 518 Open Frame Socket w/Collet Contacts & Solder Pin Tails

## FEATURES

- Open Frame allows Efficient Utilization of Board Space with Optimized Cooling
- Choose from Several Pin Styles
- Compatible with Automatic Insertion Equipment
- Side-to-side and End-to-end Stackable



## GENERAL SPECIFICATIONS

- **BODY MATERIAL:** Black UL 94V-0 Glass-filled 4/6 Nylon
- **PIN BODY:** Brass 360 1/2-hard per UNS C36000 ASTM B16-00
- **PIN BODY PLATING:** 10 $\mu$  [0.25 $\mu$ ] min. Au per MIL-G-45204  
 –OR– 200 $\mu$  [5.08 $\mu$ ] min. 93/7 Sn/Pb per ASTM B545  
 –OR– 200 $\mu$  [5.08 $\mu$ ] min. Sn per ASTM B545 Type 1 over 100 $\mu$  [2.54 $\mu$ ] min. Ni per SAE AMS-QQ-N-290
- **4-FINGER COLLET CONTACT:** BeCu per UNS C17200 ASTM B194-01
- **CONTACT PLATING:** 200 $\mu$  [5.08 $\mu$ ] min. 93/7 Sn/Pb per ASTM B545  
 –OR– 200 $\mu$  [5.08 $\mu$ ] min. Sn per ASTM B545 Type 1  
 –OR– 10 $\mu$  [0.25 $\mu$ ] Au per MIL-G-45204 over 50 $\mu$  [1.27 $\mu$ ] min. Ni per SAE AMS-QQ-N-290
- **AVAILABLE PLATING:** heavy Au 30 $\mu$  [0.76 $\mu$ ]
- **CONTACT CURRENT RATING:** 3 amps
- **OPERATING TEMPERATURE:** 221°F [105°C] for Sn and Sn/Pb plating, 257°F [125°C] for Au plating
- **INSERTION FORCE:** 180g/pin
- **WITHDRAWAL FORCE:** 90g/pin
- **NORMAL FORCE:** 140g/pin
- **MIDGET PIN INSERTION FORCE:** 370g/pin
- **MIDGET PIN WITHDRAWAL FORCE:** 150g/pin
- **MIDGET PIN NORMAL FORCE:** 240g/pin, based on a 0.018 [0.46] dia. test lead
- **ACCEPTS LEAD LENGTHS:** from 0.100 [2.54] min. and 0.015-0.025 [0.38-0.64] dia.
- **ACCEPTS MIDGET PIN LEAD LENGTHS:** from 0.080 [2.03] and up to 0.022 [0.56] dia.

## ORDERING INFORMATION

**XX-X 518-X XXX XXX**

### Additional Options

- H = Heavy Au on Collet
- T = Sn on Collet
- TL = Sn/Pb on Collet
- M = Midget Solder Tail (Au Collet, Sn Shell Only)
- MTL = Midget Solder Tail (Au Collet, Sn/Pb Shell Only)
- E = Extra Long Solder Tail

### Plating \*

- 0 = Au Collet, Sn Shell
- OTL = Au Collet, Sn/Pb Shell
- 1 = Au Collet & Shell

### Termination

- 1 = Solder Pin Tail

### Series

### Row-to-Row Spacing, "Y" Dim.

- 3 = 0.300 [7.62]
- 4 = 0.400 [10.16]
- 6 = 0.600 [15.24]
- 9 = 0.900 [22.86]

### No. of Pins

(See Table)

\* Consult Factory for Additional Plating Options

## MOUNTING CONSIDERATIONS

- **SUGGESTED PCB HOLE SIZE FOR SOLDER PIN TAIL AND EXTRA LONG PIN:** 0.030  $\pm$  0.002 [0.76  $\pm$  0.05] dia.
- **SUGGESTED PCB HOLE SIZE FOR MIDGET PIN:** 0.040  $\pm$  0.002 [1.02  $\pm$  0.05] dia.

ALL DIMENSIONS: INCHES [MILLIMETERS]

ALL TOLERANCES:  $\pm$ 0.005 [0.13] UNLESS OTHERWISE SPECIFIED

OPEN FRAME COLLET SOCKET w/SOLDER PIN TAILS, SEE [DATA SHEET 12017](#)

OPEN FRAME SURFACE MOUNT SOCKET, SEE [DATA SHEET 12018](#)

OPEN FRAME COLLET CAPACITOR SOCKET w/SOLDER PIN, SEE [DATA SHEET 12026](#)

OPEN FRAME COLLET CAPACITOR SOCKET w/WIRE WRAP, SEE [DATA SHEET 12027](#)

CONSULT FACTORY FOR OTHER SIZES AND CONFIGURATIONS

CUSTOMIZATION: ARIES SPECIALIZES IN CUSTOM DESIGN AND PRODUCTION. SPECIAL MATERIALS, PLATINGS, SIZES, AND CONFIGURATIONS CAN BE FURNISHED, DEPENDING ON QUANTITY.

ARIES RESERVES THE RIGHT TO CHANGE PRODUCT GENERAL SPECIFICATIONS WITHOUT NOTICE

PRINTOUTS OF THIS DOCUMENT MAY BE OUT-OF-DATE AND SHOULD BE CONSIDERED UNCONTROLLED



**ARIES**  
ELECTRONICS, INC.

2609 Bartram Road • Bristol, PA 19007-6810 USA

TEL 215-781-9956 • FAX 215-781-9845

[WWW.ARIESELEC.COM](http://WWW.ARIESELEC.COM) • [INFO@ARIESELEC.COM](mailto:INFO@ARIESELEC.COM)



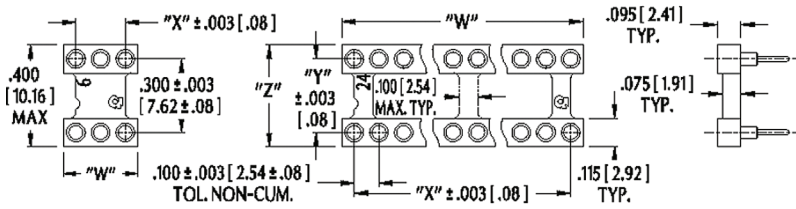
12016  
Rev. 1.3  
1 of 2



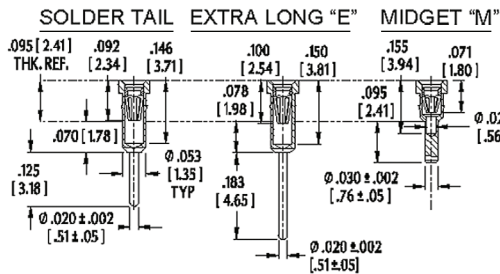
# Series 518 Open Frame Socket w/Collet Contacts & Solder Pin Tails

STYLE A

STYLE B,C (2,3 RIB)  
Style D (4,5 rib) not shown



"W" (# PINS PER ROW) x 0.100 [2.54]  
"X" (# PINS PER ROW - 1) x 0.100 [2.54]



| Frame Style | No. of Ribs | Centers "Y"   | Dim. "Z"      | No. of Pins           |
|-------------|-------------|---------------|---------------|-----------------------|
| A           | 1           | 0.300 [7.62]  | 0.400 [10.16] | 6                     |
|             |             | 0.300 [7.62]  | 0.400 [10.16] | 8, 14, 16, 18, 20, 24 |
| B           | 2           | 0.400 [10.16] | 0.500 [12.70] | 20, 22                |
|             |             | 0.300 [7.62]  | 0.400 [10.16] | 28                    |
| C           | 3           | 0.400 [10.16] | 0.500 [12.70] | 24                    |
|             |             | 0.600 [15.24] | 0.700 [17.78] | 24, 28, 32, 40, 48    |
|             |             | 0.900 [22.86] | 1.000 [25.40] | 50, 64                |

ALL DIMENSIONS: INCHES [MILLIMETERS]  
 ALL TOLERANCES: ±0.005 [0.13] UNLESS OTHERWISE SPECIFIED  
 OPEN FRAME COLLET SOCKET w/SOLDER PIN TAILS, SEE DATA SHEET 12017  
 OPEN FRAME SURFACE MOUNT SOCKET, SEE DATA SHEET 12018  
 OPEN FRAME COLLET CAPACITOR SOCKET w/SOLDER PIN, SEE DATA SHEET 12026  
 OPEN FRAME COLLET CAPACITOR SOCKET w/WIRE WRAP, SEE DATA SHEET 12027  
 CONSULT FACTORY FOR OTHER SIZES AND CONFIGURATIONS

CUSTOMIZATION: ARIES SPECIALIZES IN CUSTOM DESIGN AND PRODUCTION. SPECIAL MATERIALS, PLATINGS, SIZES, AND CONFIGURATIONS CAN BE FURNISHED, DEPENDING ON QUANTITY.  
 ARIES RESERVES THE RIGHT TO CHANGE PRODUCT GENERAL SPECIFICATIONS WITHOUT NOTICE  
 PRINTOUTS OF THIS DOCUMENT MAY BE OUT-OF-DATE AND SHOULD BE CONSIDERED UNCONTROLLED



2609 Bartram Road • Bristol, PA 19007-6810 USA  
 TEL 215-781-9956 • FAX 215-781-9845  
 WWW.ARIESELEC.COM • INFO@ARIESELEC.COM



## X-ON Electronics

Largest Supplier of Electrical and Electronic Components

*Click to view similar products for [IC & Component Sockets](#) category:*

*Click to view products by [Aries](#) manufacturer:*

Other Similar products are found below :

[614-DG5](#) [670](#) [672](#) [673](#) [712-93-120-41-001000](#) [714-93-104-31-018000](#) [8-1437531-4](#) [8150-6P10](#) [835-43-014-10-001000](#) [851-41-006-10-001000](#) [851-43-008-20-001000](#) [851-43-014-20-001000](#) [851-93-006-20-001000](#) [851-93-010-20-001000](#) [853-43-020-10-001000](#) [86.010.0053.0](#) [116-43-308-41-007000](#) [121-13-318-41-001000](#) [121-13-320-41-001000](#) [121-13-308-41-001000](#) [123-43-314-41-801000](#) [123-43-420-41-001000](#) [122-13-316-41-001000](#) [123-13-624-41-001000](#) [123-43-306-41-001000](#) [12-3513-11](#) [123-91-320-41-001000](#) [126-43-310-41-002000](#) [AKSUN](#) [37V-T](#) [1437503-9](#) [1437504-1](#) [APA-640-G-P](#) [146-44-308-41-013000](#) [146-43-308-41-012000](#) [160-10-308-00-001000](#) [160-40-320-00-001000](#) [214-99-306-01-670800](#) [2-382761-4](#) [2-5331677-4](#) [2-640360-3](#) [2801-3-00-44-00-00-07-0](#) [940-44-052-17-400004](#) [299-83-314-11-001101](#) [1986000-2](#) [2103331641101000](#) [210-43-320-41-001000](#) [210-99-628-41-001000](#) [2-1437504-6](#) [2-1437515-5](#) [2-1437531-2](#)