


# 120Watts

## AEO/ALO40

High Efficiency



Total Power: 120 Watts  
 Input Voltages: 48V  
 No. of Outputs: Single

### Special Features

- 2.3" x 0.9" Industry Standard 8th brick outline
- Baseplate or Openframe construction
- Low Ripple and Noise
- Regulation to zero load
- High Capacitive Load start-up
- Fixed Frequency Switching for EMI predictability
- Industry Standard features: Input UVLO with hysteresis, Enable, OVP, OCP, OTP, Output VoltageTrim, Differential Remote Sense
- Meets Basic Insulation
- EU Directive 2002/95/EC compliant for RoHS

### Environmental

Operating Ambient Temperature

Openframe: -40°C to +85°C Ambient  
 Baseplate: -40°C to +100°C Case

Storage temperature: -55°C to +125°C

MTBF: > 1 Million Hrs

### Safety

UL, cUL 60950-1 Recognized

TUV EN60950-1 Licensed

### Electrical Specs

#### Input

Input Range	36 to 75 VDC
Input Surge	100V /100ms
Input UVLO	33 - 36 V (UVLO ON) 31 - 34 V (UVLO OFF)
Efficiency <sup>2</sup>	93% @ 5 V (typical)

#### Output

Line / Load Regulation	< 0.1% V <sub>O</sub> (typical)
Load Current	Up to 40A for V <sub>O</sub> ≤ 1.8V
Noise/Ripple <sup>1</sup>	30mV <sub>PK-PK</sub> (typical)
Transient Response	2% typical deviation (50% to 75% Step Load) < 100μs settling time (typ)
Over Voltage Protection	130% V <sub>O</sub> Typ (autorecovery)
Over Current Protection	130% I <sub>O,max</sub> Typ (autorecovery)
Over Temperature Protection	115°C average PCB temperature (autorecovery)
Switching Frequency	Fixed Frequency
Isolation Voltage	1500Vdc

#### Control

Output Voltage Trim	±10% V <sub>O,NOM</sub>
Enable	TTL compatible (Positive or Negative Logic)

AMERICAS

5810 Van Allen Way  
 Carlsbad, CA 92008  
 Telephone: 760-930-4600  
 Facsimile: 760-930-0698

EUROPE

Astec House, Waterfront Business Park  
 Merry Hill, Dudley  
 West Midlands, DY5 1LX, UK  
 Telephone: 44 (1384) 842-211  
 Facsimile: 44 (1384) 843-355

ASIA

Units 2111-2116, Level 21  
 Tower1, Metroplaza  
 223, Hing Fong Road  
 Fwai Fong, New Territories  
 Hong Kong  
 Telephone: 852-2437-9662  
 Facsimile: 852-2402-4426



AEO / ALO40

## Ordering Information

Input Voltage	Output Voltage	Output Current	Efficiency <sup>2</sup>	Model Number
36V to 75V	12.0V	10A	93.0%	A(X)O10B48 (N) - (6)(S)(L)
36V to 75V	5.0V	20A	92.0%	A(X)O20A48 (N) - (6)(S)(L)
36V to 75V	3.3V	30A	91.0%	A(X)O30F48 (N) - (6)(S)(L)
36V to 75V	2.5V	35A	89.5%	A(X)O35G48 (N) - (6)(S)(L)
36V to 75V	1.8V	40A	88.0%	A(X)O40Y48 (N) - (6)(S)(L)
36V to 75V	1.5V	40A	86.0%	A(X)O40M48 (N) - (6)(S)(L)
36V to 75V	1.2V	40A	85.0%	A(X)O40K48 (N) - (6)(S)(L)

OPTIONS:

(X) : "L" = Open Frame / Low Profile  
 "E" = Baseplate Construction

(N) : "N" = designates Negative Logic Enable (default is Positive Enable with no suffix "N" required)

(6) : "-6" = 3.7mm nominal pin length (default is 5mm nominal pin length with no suffix "-6" required)

(S) : "-S" = Surface Mount Termination (default is Through Hole Termination with no suffix "-S" required)<sup>7</sup>

(L) : "L" = RoHS compliant (RoHS 6) / "Blank" - RoHS compliant with Lead (PB) in solder exemption (RoHS 5)

## Pin Assignment

### Single Output

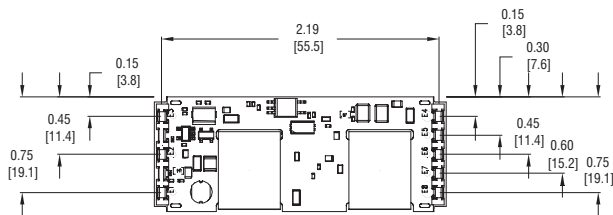
1. +Vin
2. Enable (On/Off)
3. -Vin
4. -V<sub>OUT</sub>
5. -Sense
6. Trim
7. +Sense
8. +V<sub>OUT</sub>

Notes:

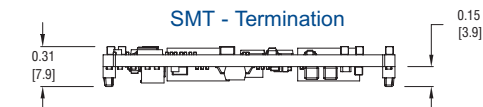
1. Measured at 20 MHz bandwidth with external 10 μF tant. capacitor in parallel with 0.1 μF ceramic capacitor connected across +V<sub>out</sub> and -V<sub>out</sub>; 220 μF e-cap or equivalent connected across +V<sub>in</sub> and -V<sub>in</sub>.
2. Efficiency measurements are typical values taken at full load, nominal line and T<sub>A</sub> = 25°C.
3. All specifications are typical at nominal line, full load and T<sub>A</sub> = 25°C unless otherwise noted.
4. All specifications subject to change without notice.
5. Mechanical drawings are for reference only. Dimensions are in inches [mm]. Pin placement tolerance ± 0.005 [0.127]. Mechanical Tolerance ± 0.02 [0.5], recommended surface mount pads (min: 0.080 x 0.112 [2.03 x 2.84] / max: 0.092 x 0.124 [2.34 x 3.15]); through hole pin diameter (Pins 4 & 8) Ø = 0.062 [1.57], others Ø = 0.04 [1.0] (6X).
6. Technical Reference Notes should be consulted for detailed information when available.
7. AEOxxxxx-Sx series (surface mount termination with baseplate) are not reflow compatible.
8. Warranty 2 yrs.

Astec reserves the right to make changes to the information contained herein without notice and assumes no liability as a result of its use and application. (REV 02: MARCH 7, 2007)

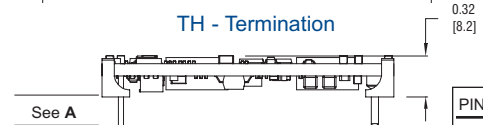
### ALO - OPENFRAME



#### SMT - Termination

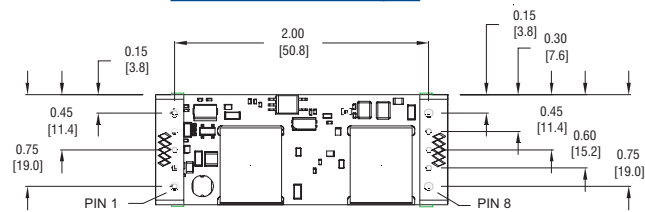


#### TH - Termination

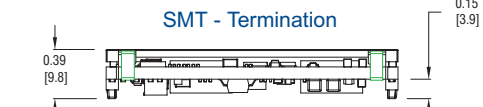


PIN LENGTH	A
Std Pin Length:	0.189 [4.8] MIN 0.205 [5.2] MAX
"-6" Option:	0.137 [3.5] MIN 0.152 [3.9] MAX

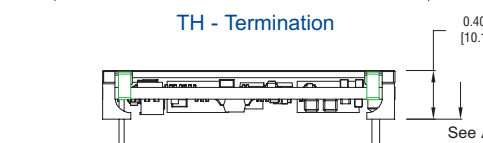
### AEO - BASEPLATE



#### SMT - Termination



#### TH - Termination



Astec Industry Standard

## X-ON Electronics

Largest Supplier of Electrical and Electronic Components

*Click to view similar products for [Isolated DC/DC Converters](#) category:*

*Click to view products by [Artesyn Embedded Technologies](#) manufacturer:*

Other Similar products are found below :

[ESM6D044440C05AAQ](#) [FMD15.24G](#) [PSL486-7LR](#) [Q48T30020-NBB0](#) [JAHW100Y1](#) [SPB05C-12](#) [SQ24S15033-PS0S](#) [18952](#) [19-130041](#)  
[CE-1003](#) [CE-1004](#) [GQ2541-7R](#) [RDS180245](#) [MAU228](#) [J80-0041NL](#) [DFC15U48D15](#) [XGS-0512](#) [XGS-1205](#) [XGS-1212](#) [XGS-2412](#) [XGS-](#)  
[2415](#) [XKS-1215](#) [06322](#) [NCT1000N040R050B](#) [SPB05B-15](#) [SPB05C-15](#) [L-DA20](#) [DCG40-5G](#) [QME48T40033-PGB0](#) [XKS-2415](#) [XKS-2412](#)  
[XKS-1212](#) [XKS-1205](#) [XKS-0515](#) [XKS-0505](#) [XGS-2405](#) [XGS-1215](#) [XGS-0515](#) [PS9Z-6RM4](#) [73-551-5038I](#) [AK1601-9RT](#) [VI-N61-CM](#) [VI-](#)  
[R5022-EXWW](#) [PSC128-7iR](#) [RPS8-350ATX-XE](#) [DAS1004812](#) [PQA30-D24-S24-DH](#) [VI-M5F-CQ](#) [VI-LN2-EW](#) [VI-PJW01-CZY](#)