

DS2000-3

2000 Watts 12 V

Distributed Power System

Distributed Power Bulk Front-End
Total Output Power: 2000 Watts
+12 Vdc main Output
+3.3 Vdc Stand-by Output
Wide Range Input voltage: 90 - 264 Vac



Special Features

- Active power factor correction
- EN61000-3-2 harmonic compliance
- Active AC inrush control
- 1U X 3U form factor
- 26.14 W / in³
- +12 Vdc output
- +3.3 Vdc Stand-By (5 V standby - consult factory)
- No minimum load required
- Hot plug operation
- N + 1 redundant
- Internal OR'ing fets
- Active current sharing (10 - 100% load)
- Built-in cooling fans (40 mm x 28 mm)
- I²C communication interface bus
- PM Bus compliant
- EERPOM for FRU data
- Red/Green bi-color LED status
- Internal fan speed control
- INTEL, SSI Std. logic timing
- INTEL, SSI Std. FRU data format
- One year warranty

Safety

- UL/cUL 60950 (UL Recognized)
- NEMKO+ CB Report EN60950
- EN60950
- CE Mark
- China CCC

Electrical Specifications

Input	
Input range	90 - 264 Vac (wide range) 90 - 264 1200 W load, nominal 100 Vac 180 - 264 2000 W load, nominal 200 Vac
Frequency	47 - 63 Hz, single phase AC
Inrush current	55 A maximum inrush current
Efficiency	> 89% typical at full load, high line
Conducted EMI	FCC Subpart J EN55022 Class B
Radiated EMI	FCC Subpart J EN55022 Class B
Power factor	0.99 typical
Leakage current	1.40 mA @ 240 Vac
Hold up time	12 ms minimum
Output	
Main DC voltage	+12 V @ 164.2 A 180 - 264 Vac +12 V @ 100 A 90 - 264 Vac
Stand-By	+3.3 Vsb @ 9 A (5 V @ 5 A TBA)
Adjustment range	Factory Set, no pot adjustments
Regulation	+12 Vdc; ±5% +3.3 Vsb; ±5%
Overcurrent	+12 Vdc; latches off if overcurrent lasts over 1 second, otherwise it is auto recovery (See ordering info next page) +3.3 Vsb, 9 A max (same as +12 Vdc)
Overvoltage	+12 Vdc; 13.2 - 14.4 Vdc +3.3 Vsb; 3.76 - 4.30 Vdc
Undervoltage	+12 Vdc; 9 - 10.8 V (latch off)
Turn-on delay	2 second max, 5 - 300 ms, Monotonic Rise
+12 V Output Rise Time	5 - 50 ms, Monotonic Rise

Logic Control

PS_SEATED	TTL logic LOW if power supply is seated into system connector. This is a short pin. A logic HIGH if the PSU is removed.
PWR GOOD	Active TTL LOW when output is within regulation limits.
AC OK	A LOW logic level if the input voltage is within allowable limits. A TTL logic HIGH level, and a 2 mS early warning signal before 12.0 V DC output loss of regulation.
PS_INHIBIT/PS_KILL	This signal is connected to a short pin on the PSU. When left open power supply operation will be inhibited. When the power supply is inserted into the system, this pin will be pull low by the system and turn the power supply on only after all other power supply pins have seated.

Environmental Specifications

Operating temperature	-10 °C to 50 °C
Storage temperature	-40 °C to +85 °C Altitude, operating 10,000 ft
Electromagnetic susceptibility / Input transients	-EN61000-3-2, -3-3 -EN61000-4-2, 4.3, 4-4, -4-5, 4-11 Level -EN55024:1998
RoHS & lead-free compliant (no tantalum caps)	
Humidity	20 to 90% RH, non-condensing
Shock and vibration	Specifications complies with Astec Std. Specifications, Q3205
MTBF (Demonstrated)	500 K Hrs at full load, 40 °C

Ordering Information

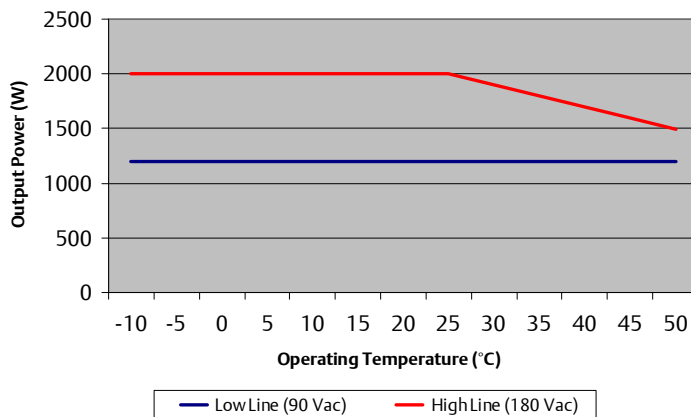
Model Number	Nominal Output Voltage Set Point	Set Point Tolerance	Total Regulation	Minimum Current	Maximum Current	Output Ripple P/P	Overcurrent	Airflow
DS2000-3	12.2 Vdc 3.3 Vsb	±0.2% ±1%	±5% ±5%	0A 0A	161.5 A 9.0 A	120 mV 60 mV	120 - 130% of nominal 100 - 125% of nominal	Standard
DS2000-3-001	12.2 Vdc 3.3 Vsb	±0.2% ±1%	±5% ±5%	0A 0A	161.5 A** 9.0 A	120 mV 60 mV	120 - 130% of nominal 100 - 125% of nominal	Reverse

*Overcurrent latches off if overcurrent lasts over 1 second, otherwise it is auto recovery.

**For 5 Vsb, consult marketing.

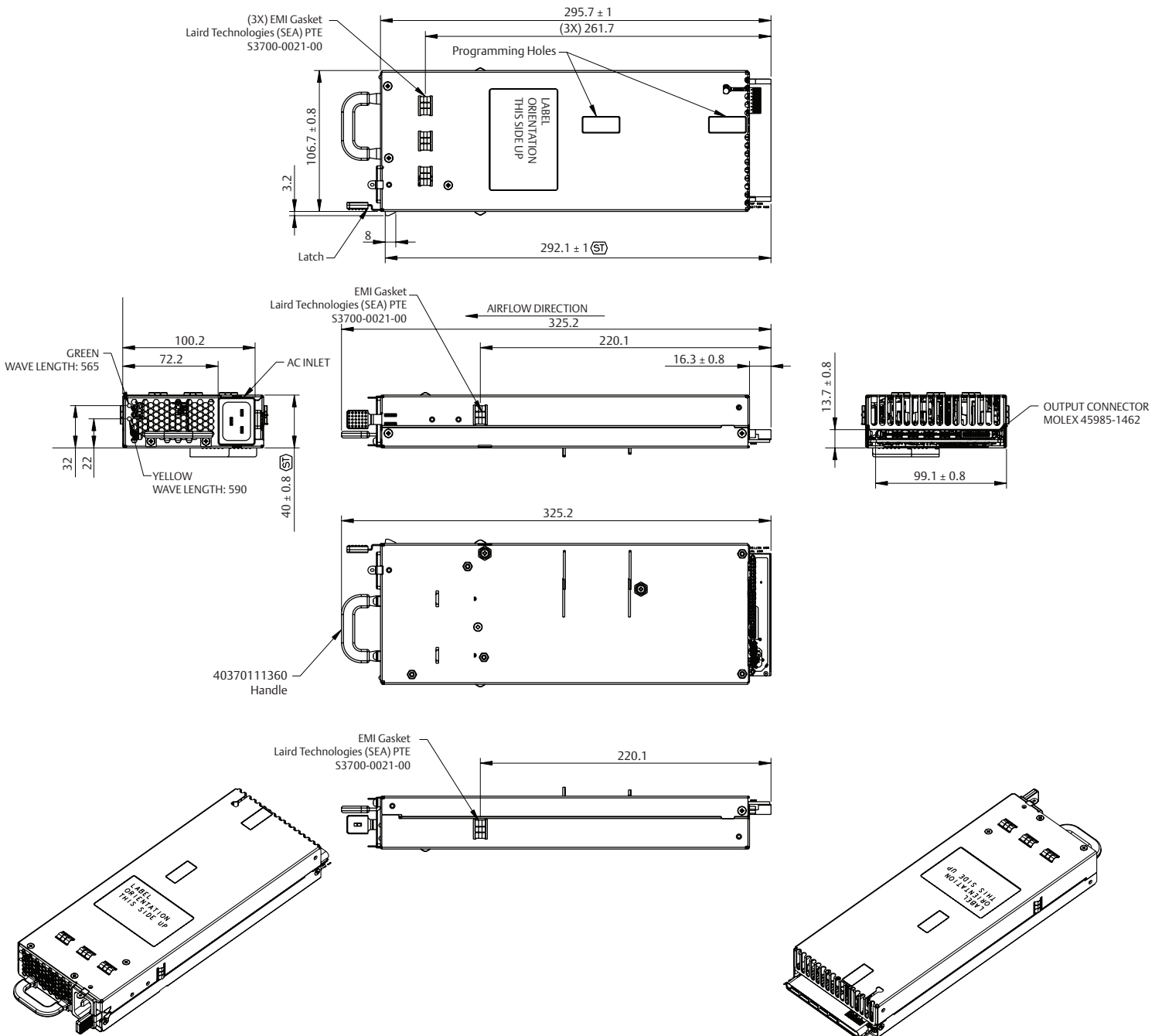
** Derates per below curve (-001) reverse air

DS2000-3-001 Derating Curve



Mechanical Drawing

Condition	LED Status
+3V3SB-ON; +12VOUT-OFF; AC PRESENT	Blinking Green
+3V3SB-ON; +12VOUT-ON	Solid Green
+12V_OCP, +12V_UVP, +48OVP	Blinking Red
FAN_FAULT, OTP, 3V3 OCP/UVP	Solid Red



DC Output Connector Pinout / Functions

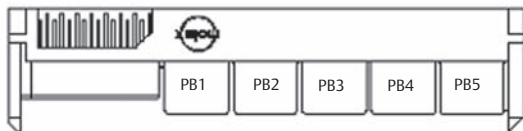
Unit Connector; Molex Blade, (LPH Series) 45985-xxx
Mating Connector; Molex Blade, (LPH Series) SD-45984-1462

Signal Descriptions

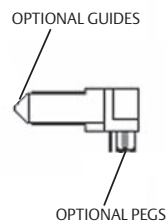
Signal Pin #Comp Side Top Row	Signal Function	Signal Description	Signal Pin #Solder Side Bottom Row	Signal Function	Signal Description
A17	3.3V Sense RTN	3.3V Sen Rtn	A1	SPARE	
A18	AC OK#	AC input present	A2	SPARE	
A19	A0	I ² C address bit 0	A3	#ALERT	
A20	A2	I ² C address bit 2	A4	A1	I ² C address bit 1
A21	SCL*	I ² C Clock signal	A5	SDA	I ² C Data signal
A22	PWOK#	Pwr OK output	A6	PRESENT#	Power supply present
A23	12LS	12V load share bus	A7	PSON#	Power enable input
A24	+12VRS Rtn	+12V Rmt Sen Rtn	A8	+12V RS	+12V Remote Sense
A25	3.3vsb	Stand-By	A9	3.3vsb	Stand-By
A26	3.3vsb	Stand-By	A10	3.3vsb	Stand-By
A27	3.3vsb	Stand-By	A11	3.3vsb	Stand-By
A28	3.3vsb	Stand-By	A12	3.3vsb	Stand-By
A29	3.3vsb Rtn	Stand-By return	A13	3.3vsb Rtn	Stand-By return
A30	3.3vsb Rtn	Stand-By return	A14	3.3vsb Rtn	Stand-By return
A31	3.3vsb Rtn	Stand-By return	A15	3.3vsb Rtn	Stand-By return
A32	3.3vsb Rtn	Stand-By return	A16	3.3vsb Rtn	Stand-By return
Power Blade					
PB1 Top	+12vdc	Main Output	PB1 Bottom	+12vdc	Main Output
PB2 Top	+12vdc	Main Output	PB2 Bottom	+12vdc	Main Output
PB3 Top	+12vdc	Main Output	PB3 Bottom	+12vdc Rtn	Main Output
PB4 Top	+12vdc Rtn	Main Output	PB4 Bottom	+12vdc Rtn	Main Output
PB5 Top	+12vdc Rtn	Main Output	PB5 Bottom	+12vdc Rtn	Main Output

*Supports I²C standard mode (100 kHz) only

Mating Connector - Molex p/n: 45984-1462



Signal Pin A1 Bottom Left
Signal Pin A17 Top Left



Americas

5810 Van Allen Way
Carlsbad, CA 92008
USA
Telephone: +1 760 930 4600
Facsimile: +1 760 930 0698

Europe (UK)

Waterfront Business Park
Merry Hill, Dudley
West Midlands, DY5 1LX
United Kingdom
Telephone: +44 (0) 1384 842 211
Facsimile: +44 (0) 1384 843 355

Asia (HK)

14/F, Lu Plaza
2 Wing Yip Street
Kwun Tong, Kowloon
Hong Kong
Telephone: +852 2176 3333
Facsimile: +852 2176 3888

For global contact, visit:

www.Emerson.com/EmbeddedPower
techsupport.embeddedpower@emerson.com

While every precaution has been taken to ensure accuracy and completeness in this literature, Emerson Network Power assumes no responsibility, and disclaims all liability for damages resulting from use of this information or for any errors or omissions.

Emerson Network Power.
The global leader in enabling
business-critical continuity.

- AC Power
- Connectivity
- DC Power
- Embedded Computing
- Embedded Power
- Monitoring
- Outside Plant
- Power Switching & Controls
- Precision Cooling
- Racks & Integrated Cabinets
- Services
- Surge Protection

EmersonNetworkPower.com

Emerson Network Power and the Emerson Network Power logo are trademarks and service marks of Emerson Electric Co. ©2011 Emerson Electric Co.

X-ON Electronics

Largest Supplier of Electrical and Electronic Components

Click to view similar products for [artesyn embedded technologies](#) manufacturer:

Other Similar products are found below :

[MP4-2P-00](#) [AP6C69RAL](#) [73-550-0333I](#) [73-951-0001C](#) [73-951-0046](#) [MCASE-820](#) [PTH05050WAD](#) [AXP1410](#) [NPS43-M](#) [IVS1-5J1-1W0-5P1-05-B-580](#) [HPR12K-00](#) [LCM1500U-T-4](#) [LCM300N-T-4](#) [LES20A24-3V3EJ](#) [LPT53](#) [074623B](#) [UMP1T-S2Y-S2Y-S2Y-S2Y-S2L03413](#) [VPX3000-CBL-DC](#) [LPT23](#) [LPT46](#) [LPQ202-M](#) [AIF04ZPFC-01L](#) [AXA01B36-L](#) [AXP640-DC2](#) [AEO30F48N-L](#) [MVME8100-202200401S](#) [NFS110-7624J](#) [NPT42-M](#) [LCC600-28U-9P](#) [73-769-003](#) [LPS254-CEF REV AB+](#) [RTM-ATCA-7360](#) [CENT-2000-ACB-R30](#) [ATA01C18-L](#) [LCM600L-A](#) [IVS1-5R0-00-A](#) [iMP8-3E0-1E0-4LL0-30-A](#) [LPS55-M](#) [VS1-L4-00-CE](#) [IMP8-2E-1D-1L-1Q-4LE-00](#) [IMP8-2E-1Q-4LL-4LL-00](#) [73-950-003T](#) [73-699-000](#) [LCM3000W-T](#) [DS1600SPE-3](#) [MP1-1W-03](#) [MVME2502-HDMNTKIT1](#) [IMP1-5N0-1E0-4LE0-03-A](#) [73-690-0001M](#) [700-014447-0000](#)