


NEW Product



- 15 A output current
- 3.3 V input voltage
- Wide-output voltage adjust (0.8 V to 2.5 V)
- Auto-track™ sequencing*
- Margin up/down controls
- Pre-bias start-up capability
- Efficiencies up to 93%
- Output ON/OFF inhibit
- Output voltage sense
- Point-of-Load-Alliance (POLA) compatible
- Available RoHS compliant



The PTH03010 is a next generation series of non-isolated dc-dc converters offering some of the most advanced POL features available in the industry. The primary new feature provides for sequencing between multiple modules, a function, which is becoming a necessity for powering advanced silicon including DSP's, FPGA's and ASIC's requiring controlled power-up and power-down. Other industry leading features include margin up/down controls, pre-bias start-up capability and efficiencies up to 93%. The PTH03010 has an input voltage of 2.95 V to 3.65 V and offers a wide 0.8 V to 2.5 V output voltage range with up to 15 A output current, which allows for maximum design flexibility and a pathway for future upgrades.



2 YEAR WARRANTY

All specifications are typical at nominal input, full load at 25 °C unless otherwise stated
C_{in} = 470 µF, C_{out} = 0 µF

SPECIFICATIONS

OUTPUT SPECIFICATIONS

| | | |
|------------------------------------|------------------|--|
| Voltage adjustability | (See Note 4) | 0.8-2.5 V |
| Setpoint accuracy | | ±2.0% V _o |
| Line regulation | | ±10 mV typ. |
| Load regulation | | ±12 mV typ. |
| Total regulation | | ±3.0% V _o |
| Minimum load | | 0 A |
| Ripple and noise | 20 MHz bandwidth | 20 mV pk-pk |
| Temperature co-efficient | -40 °C to +85 °C | ±0.5% V _o |
| Transient response (See Note 5) | | 70 µs recovery time Overshoot/undershoot 100 mV |
| Margin adjustment | | ±5.0% V _o |

INPUT SPECIFICATIONS

| | | |
|----------------------|-----------------------|----------------------|
| Input voltage range | (See Note 3) | 2.95-3.65 V |
| Input current | No load | 10 mA typ. |
| Remote ON/OFF | (See Note 1) | Positive logic |
| Start-up time | | 1 V/ms |
| Undervoltage lockout | | 2.8-2.95 V typ. |
| Track input voltage | Pin 8 (See Note 6, 7) | ±0.3 V _{in} |

EMC CHARACTERISTICS

| | |
|-------------------------|-----------------------|
| Electrostatic discharge | EN61000-4-2, IEC801-2 |
| Conducted immunity | EN61000-4-6 |
| Radiated immunity | EN61000-4-3 |

GENERAL SPECIFICATIONS

| | | |
|-------------------------|------------------------|---|
| Efficiency | (See Efficiency Table) | 93% max. |
| Insulation voltage | | Non-isolated |
| Switching frequency | | 300 kHz typ. ±25 kHz |
| Approvals and standards | | EN60950 UL/cUL60950 |
| Material flammability | | UL94V-0 |
| Dimensions | (L x W x H) | 34.80 x 15.75 x 9.00 mm 1.370 x 0.620 x 0.354 in |
| Weight | | 5 g (0.18 oz) |
| MTBF | Telcordia SR-332 | 7,092,000 hours |

ENVIRONMENTAL SPECIFICATIONS

| | | |
|-------------------------------------|---|---------------------------------------|
| Thermal performance (See Note 2) | Operating ambient, temperature Non-operating | -40 °C to +85 °C -40 °C to +125 °C |
| MSL ('Z' suffix only) | JEDEC J-STD-020C | Level 3 |

PROTECTION

| | | |
|---------------|------------|-------------|
| Short-circuit | Auto reset | 27.5 A typ. |
|---------------|------------|-------------|

International Safety Standard Approvals



UL/cUL CAN/CSA-C22.2 No. 60950-1-03/UL 60950-1,
File No. E174104



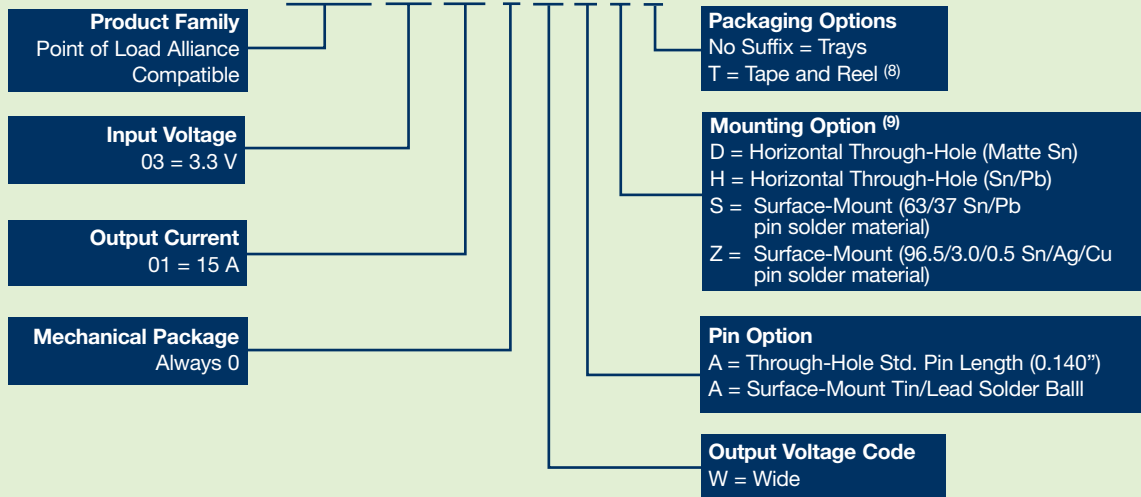
TÜV Product Service (EN60950) Certificate No. B 04 06 38572 044
CB Report and Certificate to IEC60950, Certificate No.
US/8292/UL

*Auto-track™ is a trade mark of
Texas Instruments

| OUTPUT POWER (MAX.) | INPUT VOLTAGE | OUTPUT VOLTAGE | OUTPUT CURRENT (MIN.) | OUTPUT CURRENT (MAX.) | EFFICIENCY (MAX.) | REGULATION | | MODEL NUMBER ^(9,10) |
|---------------------|---------------|----------------|-----------------------|-----------------------|-------------------|------------|--------|--------------------------------|
| | | | | | | LINE | LOAD | |
| 37.5 W | 2.95-3.65 V | 0.8-2.5 V | 0 A | 15 A | 93% | ±10 mV | ±12 mV | PTH03010 |

Part Number System with Options

PTH03010WAST



Output Voltage Adjustment of the PTH03010 Series

The ultra-wide output voltage trim range offers major advantages to users who select the PTH03010. It is no longer necessary to purchase a variety of modules in order to cover different output voltages. The output voltage can be trimmed in a range of 0.8 Vdc to 2.5 Vdc. When the PTH03010 converter leaves the factory the output has been adjusted to the default voltage of 0.8 V.

Notes

- Remote ON/OFF. Positive Logic
ON: Pin 3 open; or $V > V_{in} - 0.5 V$
OFF: Pin 3 GND; or $V < 0.8 V$ (min - 0.2 V).
- See Figures 1 and 2 for safe operating curves.
- A 470 μF electrolytic input capacitor is required for proper operation. The capacitor must be rated for a minimum of 700 mA rms of ripple current.
- An external output capacitor is not required for basic operation. Adding 330 μF of distributed capacitance at the load will improve the transient response.
- 1 A/ μs load step, 50 to 100% $I_{o,max}$; $C_{out} = 330 \mu F$.
- If utilized V_{out} will track applied voltage by $\pm 0.3 V$ (up to V_o set point).
- The pre-bias start-up feature is not compatible with Auto-Track™. This is because when the module is under Auto-Track™ control, it is fully active and will sink current if the output voltage is below that of a back-feeding source. Therefore to ensure a pre-bias hold-off, one of the following two techniques must be followed when input power is first applied to the module. The Auto-Track™ function must either be disabled, or the module's output held off using the Inhibit pin. Refer to Application Note 150 for more details.
- Tape and reel packaging only available on the surface-mount versions.
- To order Pb-free (RoHS compatible) surface-mount parts replace the mounting option 'S' with 'Z', e.g. PTH03010WAZ. To order Pb-free (RoHS compatible) through-hole parts replace the mounting option 'H' with 'D', e.g. PTH03010WAD.
- NOTICE: Some models do not support all options. Please contact your local Artesyn representative or use the on-line model number search tool at <http://www.artesyn.com/powergroup/products.htm> to find a suitable alternative.

EFFICIENCY TABLE ($I_o = 10 A$)

| OUTPUT VOLTAGE | EFFICIENCY |
|----------------|------------|
| $V_o = 1.0 V$ | 85% |
| $V_o = 1.2 V$ | 87% |
| $V_o = 1.5 V$ | 89% |
| $V_o = 1.8 V$ | 91% |
| $V_o = 2.0 V$ | 92% |
| $V_o = 2.5 V$ | 93% |

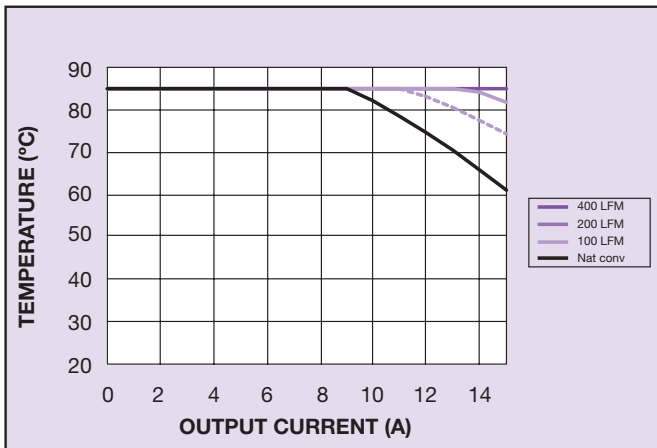


Figure 1 - Safe Operating Area
Vin = 3.3 V, Output Voltage = 2.5 V (See Note A)

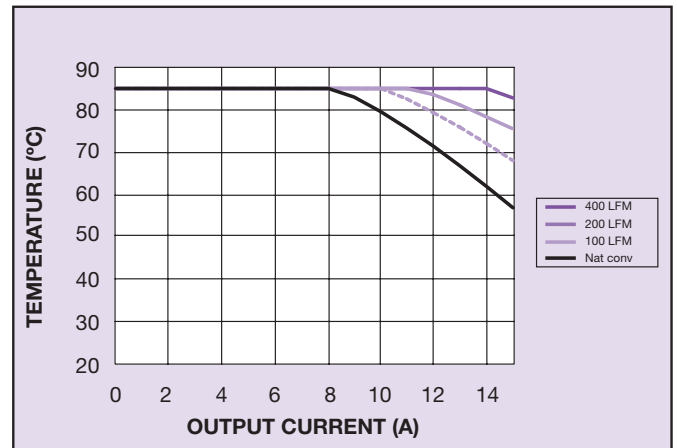


Figure 2 - Safe Operating Area
Vin = 3.3 V, Output Voltage = 1.0 V (See Note A)

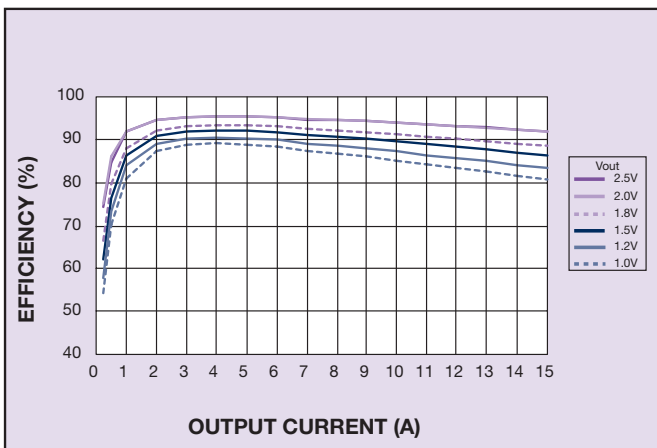


Figure 3 - Efficiency vs Load Current
Vin = 3.3 V (See Note B)

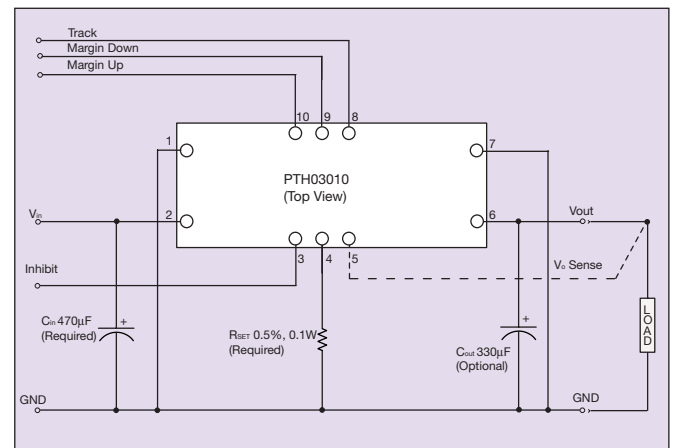


Figure 4 - Standard Application

Notes

- A** SOA curves represent the conditions at which internal components are within the Artesyn derating guidelines.
- B** Characteristic data has been developed from actual products tested at 25 °C. This data is considered typical data for the converter.

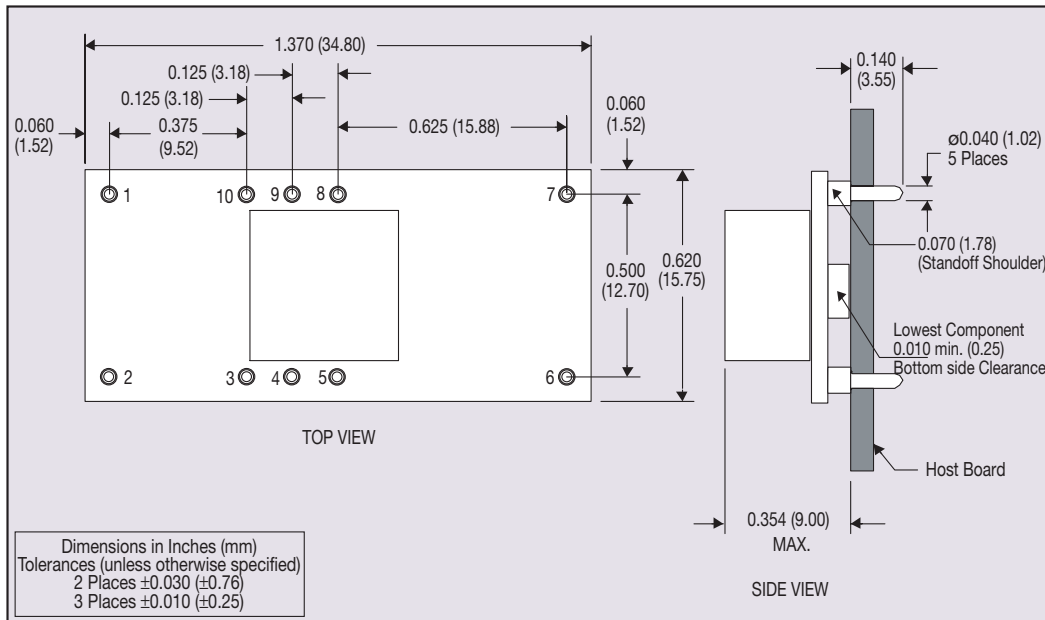


Figure 5 - Plated Through-Hole Mechanical Drawing

| PIN CONNECTIONS | |
|-----------------|--------------|
| PIN NO. | FUNCTION |
| 1 | Ground |
| 2 | Vin |
| 3 | Inhibit* |
| 4 | Vo adjust |
| 5 | Vo sense |
| 6 | Vout |
| 7 | Ground |
| 8 | Track |
| 9 | Margin down* |
| 10 | Margin up* |

*Denotes negative logic:
Open = Normal operation
Ground = Function active

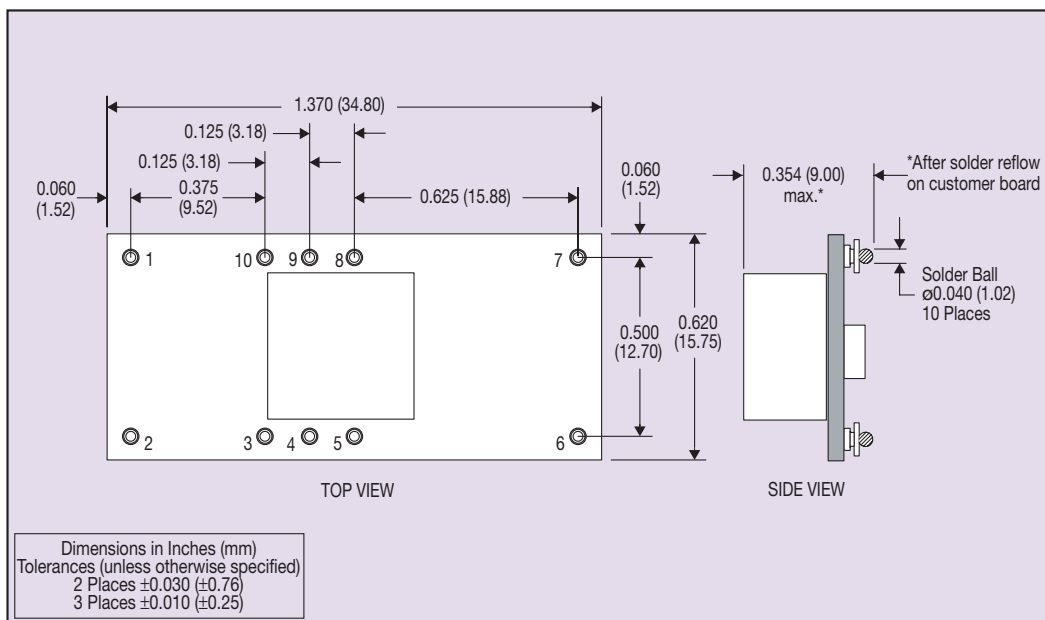


Figure 6 - Surface-Mount Mechanical Drawing

X-ON Electronics

Largest Supplier of Electrical and Electronic Components

Click to view similar products for [Non-Isolated DC/DC Converters](#) category:

Click to view products by [Artesyn Embedded Technologies](#) manufacturer:

Other Similar products are found below :

[PSR152.5-7IR](#) [APTH003A0X-SRZ](#) [SPM1004-3V3C](#) [R-785.0-05](#) [10E24-P15-10PPM](#) [1E24-P4-25PPM-SHV-5KV](#) [CA-17205-L4](#)
[PROPOWER-3.3V](#) [MYGTM01210BZN](#) [40C24-N250-I5-H](#) [40A24-P30-E](#) [3V12-P0.8](#) [10C24-N250-I10-AQ-DA](#) [4AA24-P20-M-H](#) [3V12-](#)
[N0.8](#) [3V24-P1](#) [3V24-N1](#) [BMR4672010/001](#) [BMR4652010/001](#) [6AA24-P30-I5-M](#) [6AA24-N30-I5-M](#) [BM2P101X-Z](#) [35A24-P30](#) [2.5M24-P1](#)
[PTV03010WAD](#) [PTV05020WAH](#) [PTV12010LAH](#) [PTV12020WAD](#) [R-7212D](#) [R-7212P](#) [R-78AA15-0.5SMD](#) [R-78AA5.0-1.0SMD](#) [30A24-](#)
[N15-E](#) [10A12-P4-M](#) [10C24-N250-I5](#) [10C24-P125](#) [10C24-P250-I5](#) [6A24-P20-I10-F-M-25PPM](#) [1A24-P30-F-M-C](#) [TSR 1-24150SM](#)
[1/2AA24-N30-I10](#) [1C24-N125](#) [12C24-N250](#) [V7806-1500](#) [PTV12020LAH](#) [PTV05010WAH](#) [PTN04050CAZT](#) [PTH12020WAD](#)
[PTH12020LAS](#) [PTH05050YAH](#)