


RP328

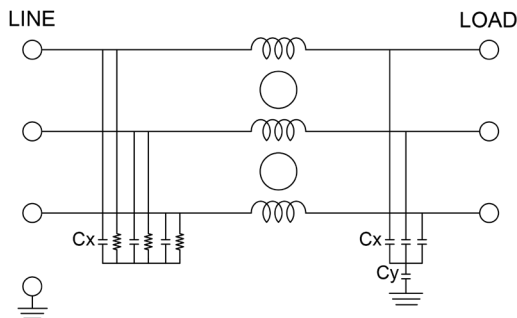
BOOKSHELF 3-PHASE **DELTA** SINGLE STAGE POWER LINE FILTER

FEATURES

- » Rated currents include **7A, 16A, 30A, 42A, 55A, 75A, 100A, 130A, and 180A**
- » Single Stage Line Filter
- » Available with **W** (wires), **S** (studs) and **C** (connectors) option
- » Bookshelf Design
- » Agency Approved to UL1283 / 60929, CSA C22.2, EN 60939
- » Y-cap value can be adjusted to fit specification



ELECTRICAL SCHEMATIC



SPECIFICATIONS

| | |
|------------------------|----------------------------|
| OPERATING FREQUENCY | 50/60Hz |
| USABLE FREQUENCY | DC - 400 Hz |
| MAX. OPERATING VOLTAGE | 480 V +10% |
| AMBIENT TEMPERATURE | -25 TO 50°C |
| CLIMATIC CATEGORY | 25/100/21 |
| TERMINALS (-T) | WIRE LEADS |
| | STUDS 7-55A(M5), |
| | 75-100A(M6), 130-180A(M10) |
| | CONNECTORS |
| TYP. WEIGHT, LBS (KG) | 2.0-18.0 (0.9-8.2) |

TYPICAL LEAKAGE CURRENT

@ 480 VAC 60 Hz 0 - 20.0 mA Max.

HIPOT RATINGS

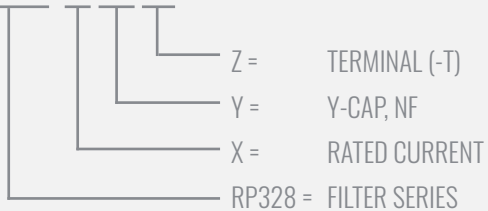
LINE TO GROUND 3500 VDC

TYPICAL APPLICATIONS

- ✓ Power Conversion Equipment
- ✓ Uninterrupted Power Supplies
- ✓ Heating & Cooling Equipment
- ✓ Factory Machinery
- ✓ Three-Phase Applications

HOW TO ORDER

RP328-X-Y-Z



NOTE: USE ANY COMBINATION OF -X (AMPS) WITH ANY -Y RATINGS

E.G. **RP328-42-100-S** (42AMPS WITH 100 NF YCAP)

For **X**, **Y** and **Z** options see product specification table.

RP328

BOOKSHELF 3-PHASE **DELTA** SINGLE STAGE POWER LINE FILTER

| MODEL NO. | RATED CURRENT, A @ 40° C | Y-CAP, nF | LEAKAGE CURRENT mA, @ 480V AC/60 Hz | TERMINAL OPTIONS | | | MAX. DIMENSIONS" (MM) | | |
|-----------------|--------------------------|-----------|-------------------------------------|-------------------|-------------------|-------------------|-----------------------|-------------|-----------|
| | | | | (W) INPUT/ OUTPUT | (S) INPUT/ OUTPUT | (C) INPUT/ OUTPUT | WIDTH | (LENGTH) | HEIGHT |
| RP328-7-0-S | 7 | 0 | - | | ✓ | | 3.35"(85) | 11.42"(290) | 1.97"(50) |
| RP328-7-0-W | 7 | 0 | - | ✓ | | | * | * | * |
| RP328-7-10-S | 7 | 10 | 0.10 | | ✓ | | 3.35"(85) | 11.42"(290) | 1.97"(50) |
| RP328-7-10-W | 7 | 10 | 0.10 | ✓ | | | * | * | * |
| RP328-7-100-S | 7 | 100 | 1.00 | | ✓ | | 3.35"(85) | 11.42"(290) | 1.97"(50) |
| RP328-7-100-W | 7 | 100 | 1.00 | ✓ | | | * | * | * |
| RP328-7-1000-S | 7 | 1000 | 10.00 | | ✓ | | 3.35"(85) | 11.42"(290) | 1.97"(50) |
| RP328-7-1000-W | 7 | 1000 | 10.00 | ✓ | | | * | * | * |
| RP328-7-2000-S | 7 | 2000 | 20.00 | | ✓ | | 3.35"(85) | 11.42"(290) | 1.97"(50) |
| RP328-7-2000-W | 7 | 2000 | 20.00 | ✓ | | | * | * | * |
| RP328-16-0-S | 16 | 0 | - | | ✓ | | 3.35"(85) | 11.42"(290) | 1.97"(50) |
| RP328-16-0-W | 16 | 0 | - | ✓ | | | * | * | * |
| RP328-16-10-S | 16 | 10 | 0.10 | | ✓ | | 3.35"(85) | 11.42"(290) | 1.97"(50) |
| RP328-16-10-W | 16 | 10 | 0.10 | ✓ | | | * | * | * |
| RP328-16-100-S | 16 | 100 | 1.00 | | ✓ | | 3.35"(85) | 11.42"(290) | 1.97"(50) |
| RP328-16-100-W | 16 | 100 | 1.00 | ✓ | | | * | * | * |
| RP328-16-1000-S | 16 | 1000 | 10.00 | | ✓ | | 3.35"(85) | 11.42"(290) | 1.97"(50) |
| RP328-16-1000-W | 16 | 1000 | 10.00 | ✓ | | | * | * | * |
| RP328-16-2000-S | 16 | 2000 | 20.00 | | ✓ | | 3.35"(85) | 11.42"(290) | 1.97"(50) |
| RP328-16-2000-W | 16 | 2000 | 20.00 | ✓ | | | * | * | * |
| RP328-30-0-C | 30 | 0 | - | | | ✓ | 3.35"(85) | 10.31"(262) | 1.97"(50) |
| RP328-30-0-S | 30 | 0 | - | | ✓ | | 3.35"(85) | 11.42"(290) | 1.97"(50) |
| RP328-30-0-W | 30 | 0 | - | ✓ | | | * | * | * |
| RP328-30-10-C | 30 | 10 | 0.10 | | | ✓ | 3.35"(85) | 10.31"(262) | 1.97"(50) |
| RP328-30-10-S | 30 | 10 | 0.10 | | ✓ | | 3.35"(85) | 11.42"(290) | 1.97"(50) |
| RP328-30-10-W | 30 | 10 | 0.10 | ✓ | | | * | * | * |
| RP328-30-100-C | 30 | 100 | 1.00 | | | ✓ | 3.35"(85) | 10.31"(262) | 1.97"(50) |
| RP328-30-100-S | 30 | 100 | 1.00 | | ✓ | | 3.35"(85) | 11.42"(290) | 1.97"(50) |
| RP328-30-100-W | 30 | 100 | 1.00 | ✓ | | | * | * | * |
| RP328-30-1000-C | 30 | 1000 | 10.00 | | | ✓ | 3.35"(85) | 10.31"(262) | 1.97"(50) |
| RP328-30-1000-S | 30 | 1000 | 10.00 | | ✓ | | 3.35"(85) | 11.42"(290) | 1.97"(50) |
| RP328-30-1000-W | 30 | 1000 | 10.00 | ✓ | | | * | * | * |
| RP328-30-2000-C | 30 | 2000 | 20.00 | | | ✓ | 3.35"(85) | 10.31"(262) | 1.97"(50) |
| RP328-30-2000-S | 30 | 2000 | 20.00 | | ✓ | | 3.35"(85) | 11.42"(290) | 1.97"(50) |

ADDITIONAL MODEL NO. >>

RP328

BOOKSHELF 3-PHASE **DELTA** SINGLE STAGE POWER LINE FILTER

| MODEL NO. | RATED CURRENT, A @ 40° C | Y-CAP, nF | LEAKAGE CURRENT mA, @ 480V AC/60 Hz | TERMINAL OPTIONS | | | MAX. DIMENSIONS" (MM) | | |
|-----------------|--------------------------|-----------|-------------------------------------|-------------------|-------------------|-------------------|-----------------------|-------------|-----------|
| | | | | (W) INPUT/ OUTPUT | (S) INPUT/ OUTPUT | (C) INPUT/ OUTPUT | WIDTH | (LENGTH) | HEIGHT |
| RP328-30-2000-W | 30 | 2000 | 20.00 | ✓ | | | * | * | * |
| RP328-42-0-C | 42 | 0 | - | | | ✓ | 3.35"(85) | 12.20"(310) | 1.97"(50) |
| RP328-42-0-S | 42 | 0 | - | | ✓ | | 3.35"(85) | 12.20"(310) | 1.97"(50) |
| RP328-42-0-W | 42 | 0 | - | ✓ | | | * | * | * |
| RP328-42-10-C | 42 | 10 | 0.10 | | | ✓ | 3.35"(85) | 12.20"(310) | 1.97"(50) |
| RP328-42-10-S | 42 | 10 | 0.10 | | ✓ | | 3.35"(85) | 12.20"(310) | 1.97"(50) |
| RP328-42-10-W | 42 | 10 | 0.10 | ✓ | | | * | * | * |
| RP328-42-100-C | 42 | 100 | 1.00 | | | ✓ | 3.35"(85) | 12.20"(310) | 1.97"(50) |
| RP328-42-100-S | 42 | 100 | 1.00 | | ✓ | | 3.35"(85) | 12.20"(310) | 1.97"(50) |
| RP328-42-100-W | 42 | 100 | 1.00 | ✓ | | | * | * | * |
| RP328-42-1000-C | 42 | 1000 | 10.00 | | | ✓ | 3.35"(85) | 12.20"(310) | 1.97"(50) |
| RP328-42-1000-S | 42 | 1000 | 10.00 | | ✓ | | 3.35"(85) | 12.20"(310) | 1.97"(50) |
| RP328-42-1000-W | 42 | 1000 | 10.00 | ✓ | | | * | * | * |
| RP328-42-2000-C | 42 | 2000 | 20.00 | | | ✓ | 3.35"(85) | 12.20"(310) | 1.97"(50) |
| RP328-42-2000-S | 42 | 2000 | 20.00 | | ✓ | | 3.35"(85) | 12.20"(310) | 1.97"(50) |
| RP328-42-2000-W | 42 | 2000 | 20.00 | ✓ | | | * | * | * |
| RP328-55-0-C | 55 | 0 | - | | | ✓ | * | * | * |
| RP328-55-0-S | 55 | 0 | - | | ✓ | | 3.54"(90) | 9.84"(250) | 3.35"(85) |
| RP328-55-0-W | 55 | 0 | - | ✓ | | | * | * | * |
| RP328-55-10-C | 55 | 10 | 0.10 | | | ✓ | * | * | * |
| RP328-55-10-S | 55 | 10 | 0.10 | | ✓ | | 3.54"(90) | 9.84"(250) | 3.35"(85) |
| RP328-55-10-W | 55 | 10 | 0.10 | ✓ | | | * | * | * |
| RP328-55-100-C | 55 | 100 | 1.00 | | | ✓ | * | * | * |
| RP328-55-100-S | 55 | 100 | 1.00 | | ✓ | | 3.54"(90) | 9.84"(250) | 3.35"(85) |
| RP328-55-100-W | 55 | 100 | 1.00 | ✓ | | | * | * | * |
| RP328-55-1000-C | 55 | 1000 | 10.00 | | | ✓ | * | * | * |
| RP328-55-1000-S | 55 | 1000 | 10.00 | | ✓ | | 3.54"(90) | 9.84"(250) | 3.35"(85) |
| RP328-55-1000-W | 55 | 1000 | 10.00 | ✓ | | | * | * | * |
| RP328-55-2000-C | 55 | 2000 | 20.00 | | | ✓ | * | * | * |
| RP328-55-2000-S | 55 | 2000 | 20.00 | | ✓ | | 3.54"(90) | 9.84"(250) | 3.35"(85) |
| RP328-55-2000-W | 55 | 2000 | 20.00 | ✓ | | | * | * | * |
| RP328-75-0-C | 75 | 0 | - | | | ✓ | * | * | * |
| RP328-75-0-S | 75 | 0 | - | | ✓ | | 3.54"(90) | 9.84"(250) | 3.35"(85) |
| RP328-75-0-W | 75 | 0 | - | ✓ | | | * | * | * |

ADDITIONAL MODEL NO. >>

RP328

BOOKSHELF 3-PHASE **DELTA** SINGLE STAGE POWER LINE FILTER

| MODEL NO. | RATED CURRENT, A @ 40° C | Y-CAP, nF | LEAKAGE CURRENT mA, @ 480V AC/60 Hz | TERMINAL OPTIONS | | | MAX. DIMENSIONS" (MM) | | |
|------------------|--------------------------|-----------|-------------------------------------|-------------------|-------------------|-------------------|-----------------------|-------------|-----------|
| | | | | (W) INPUT/ OUTPUT | (S) INPUT/ OUTPUT | (C) INPUT/ OUTPUT | WIDTH | (LENGTH) | HEIGHT |
| RP328-75-10-C | 75 | 10 | 0.10 | | | ✓ | * | * | * |
| RP328-75-10-S | 75 | 10 | 0.10 | | ✓ | | 3.54"(90) | 9.84"(250) | 3.35"(85) |
| RP328-75-10-W | 75 | 10 | 0.10 | ✓ | | | * | * | * |
| RP328-75-100-C | 75 | 100 | 1.00 | | | ✓ | * | * | * |
| RP328-75-100-S | 75 | 100 | 1.00 | | ✓ | | 3.54"(90) | 9.84"(250) | 3.35"(85) |
| RP328-75-100-W | 75 | 100 | 1.00 | ✓ | | | * | * | * |
| RP328-75-1000-C | 75 | 1000 | 10.00 | | | ✓ | * | * | * |
| RP328-75-1000-S | 75 | 1000 | 10.00 | | ✓ | | 3.54"(90) | 9.84"(250) | 3.35"(85) |
| RP328-75-1000-W | 75 | 1000 | 10.00 | ✓ | | | * | * | * |
| RP328-75-2000-C | 75 | 2000 | 20.00 | | | ✓ | * | * | * |
| RP328-75-2000-S | 75 | 2000 | 20.00 | | ✓ | | 3.54"(90) | 9.84"(250) | 3.35"(85) |
| RP328-75-2000-W | 75 | 2000 | 20.00 | ✓ | | | * | * | * |
| RP328-100-0-C | 100 | 0 | - | | | ✓ | * | * | * |
| RP328-100-0-S | 100 | 0 | - | | ✓ | | 5.91"(150) | 10.63"(270) | 3.54"(90) |
| RP328-100-0-W | 100 | 0 | - | ✓ | | | * | * | * |
| RP328-100-10-C | 100 | 10 | 0.10 | | | ✓ | * | * | * |
| RP328-100-10-S | 100 | 10 | 0.10 | | ✓ | | 5.91"(150) | 10.63"(270) | 3.54"(90) |
| RP328-100-10-W | 100 | 10 | 0.10 | ✓ | | | * | * | * |
| RP328-100-100-C | 100 | 100 | 1.00 | | | ✓ | * | * | * |
| RP328-100-100-S | 100 | 100 | 1.00 | | ✓ | | 5.91"(150) | 10.63"(270) | 3.54"(90) |
| RP328-100-100-W | 100 | 100 | 1.00 | ✓ | | | * | * | * |
| RP328-100-1000-C | 100 | 1000 | 10.00 | | | ✓ | * | * | * |
| RP328-100-1000-S | 100 | 1000 | 10.00 | | ✓ | | 5.91"(150) | 10.63"(270) | 3.54"(90) |
| RP328-100-1000-W | 100 | 1000 | 10.00 | ✓ | | | * | * | * |
| RP328-100-2000-C | 100 | 2000 | 20.00 | | | ✓ | * | * | * |
| RP328-100-2000-S | 100 | 2000 | 20.00 | | ✓ | | 5.91"(150) | 10.63"(270) | 3.54"(90) |
| RP328-100-2000-W | 100 | 2000 | 20.00 | ✓ | | | * | * | * |
| RP328-130-0-C | 130 | 0 | - | | | ✓ | * | * | * |
| RP328-130-0-S | 130 | 0 | - | | ✓ | | 5.91"(150) | 10.63"(270) | 3.54"(90) |
| RP328-130-0-W | 130 | 0 | - | ✓ | | | * | * | * |
| RP328-130-10-C | 130 | 10 | 0.10 | | | ✓ | * | * | * |
| RP328-130-10-S | 130 | 10 | 0.10 | | ✓ | | 5.91"(150) | 10.63"(270) | 3.54"(90) |
| RP328-130-10-W | 130 | 10 | 0.10 | ✓ | | | * | * | * |
| RP328-130-100-C | 130 | 100 | 1.00 | | | ✓ | * | * | * |

ADDITIONAL MODEL NO. >>

RP328

BOOKSHELF 3-PHASE **DELTA** SINGLE STAGE POWER LINE FILTER

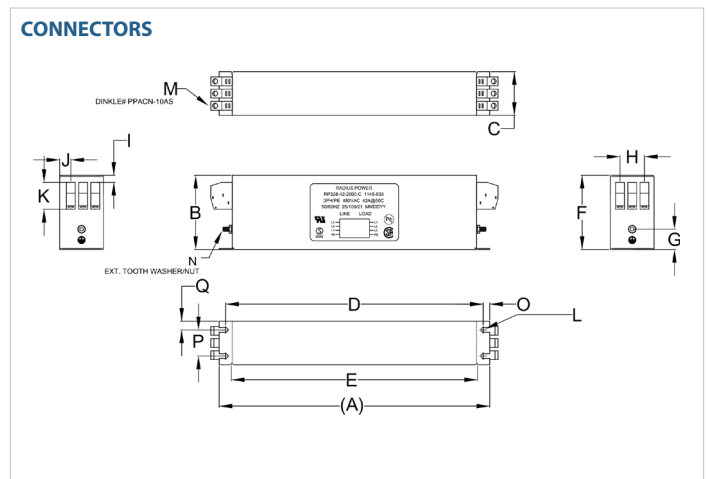
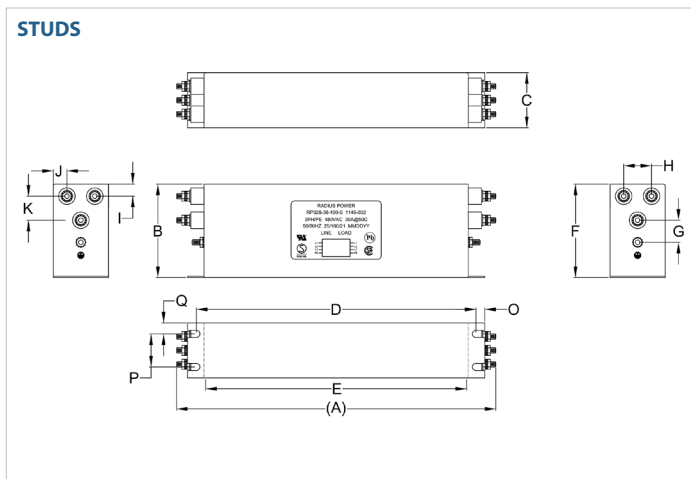
| MODEL NO. | RATED CURRENT, A @ 40° C | Y-CAP, nF | LEAKAGE CURRENT mA, @ 480V AC/60 Hz | TERMINAL OPTIONS | | | MAX. DIMENSIONS" (MM) | | |
|------------------|--------------------------|-----------|-------------------------------------|-------------------|-------------------|-------------------|-----------------------|-------------|------------|
| | | | | (W) INPUT/ OUTPUT | (S) INPUT/ OUTPUT | (C) INPUT/ OUTPUT | WIDTH | (LENGTH) | HEIGHT |
| RP328-130-100-S | 130 | 100 | 1.00 | | ✓ | | 5.91"(150) | 10.63"(270) | 3.54"(90) |
| RP328-130-100-W | 130 | 100 | 1.00 | ✓ | | | * | * | * |
| RP328-130-1000-C | 130 | 1000 | 10.00 | | | ✓ | * | * | * |
| RP328-130-1000-S | 130 | 1000 | 10.00 | | ✓ | | 5.91"(150) | 10.63"(270) | 3.54"(90) |
| RP328-130-1000-W | 130 | 1000 | 10.00 | ✓ | | | * | * | * |
| RP328-130-2000-C | 130 | 2000 | 20.00 | | | ✓ | * | * | * |
| RP328-130-2000-S | 130 | 2000 | 20.00 | | ✓ | | 5.91"(150) | 10.63"(270) | 3.54"(90) |
| RP328-130-2000-W | 130 | 2000 | 20.00 | ✓ | | | * | * | * |
| RP328-180-0-C | 180 | 0 | - | | | ✓ | * | * | * |
| RP328-180-0-S | 180 | 0 | - | | ✓ | | 6.70"(170) | 16.79"(427) | 4.70"(119) |
| RP328-180-0-W | 180 | 0 | - | ✓ | | | * | * | * |
| RP328-180-10-C | 180 | 10 | 0.10 | | | ✓ | * | * | * |
| RP328-180-10-S | 180 | 10 | 0.10 | | ✓ | | 6.70"(170) | 16.79"(427) | 4.70"(119) |
| RP328-180-10-W | 180 | 10 | 0.10 | ✓ | | | * | * | * |
| RP328-180-100-C | 180 | 100 | 1.00 | | | ✓ | * | * | * |
| RP328-180-100-S | 180 | 100 | 1.00 | | ✓ | | 6.70"(170) | 16.79"(427) | 4.70"(119) |
| RP328-180-100-W | 180 | 100 | 1.00 | ✓ | | | * | * | * |
| RP328-180-1000-C | 180 | 1000 | 10.00 | | | ✓ | * | * | * |
| RP328-180-1000-S | 180 | 1000 | 10.00 | | ✓ | | 6.70"(170) | 16.79"(427) | 4.70"(119) |
| RP328-180-1000-W | 180 | 1000 | 10.00 | ✓ | | | * | * | * |
| RP328-180-2000-C | 180 | 2000 | 20.00 | | | ✓ | * | * | * |
| RP328-180-2000-S | 180 | 2000 | 20.00 | | ✓ | | 6.70"(170) | 16.79"(427) | 4.70"(119) |
| RP328-180-2000-W | 180 | 2000 | 20.00 | ✓ | | | * | * | * |

*Contact factory for dimensions.

RP328

BOOKSHELF 3-PHASE **DELTA** SINGLE STAGE POWER LINE FILTER

RP328 MECHANICAL OUTLINES (MM)



| SERIES | (A) | B | C | D | E | F | G | H | I | J | K | L | M | N | O | P | Q |
|-------------------------|-----------------|----------------|----------------|-----------------|-----------------|----------------|---------------|---------------|---------------|---------------|---------------|----------------------------------|-----------------------|--------------------|--------------|---------------|---------------|
| STUDS (7/16/30A) | 11.42" (290) | 3.35" (85) | 1.97" (50) | 10.00" (254) | 9.33" (237) | 3.35" (85) | 0.79" (20) | 1.00" (25) | 0.43" (11) | 0.49" (12) | 0.86" (22) | N/A | N/A | N/A | 0.31" (8) | 1.18" (30) | 0.39" (10) |
| CONNECT. (30A) | 10.31" (262) | 3.35" (85) | 1.97" (50) | 9.72" (247) | 9.48" (241) | 3.35" (85) | 1.83" (47) | 1.14" (29) | 1.11" (28) | 0.97" (25) | 2.76" (70) | STUD, GND, M5, 2x | WECO 327-FU-HDS/03 WS | R3.25, 4x | 0.30" (8) | 1.18" (30) | 0.39" (10) |
| STUDS (42A) | 12.20" (310) | 3.35" (85) | 1.97" (50) | 11.61" (295) | 11.10" (282) | 3.35" (85) | 0.96" (25) | 1.15" (29) | 0.47" (12) | 0.41" (10) | 1.00" (25) | Ø,0.21"x10.2,4x Ø,5.4x10.2,4x | STUD, M5, 6x | STUD, GND, M5, 2x | 0.30" (8) | 1.18" (30) | N/A |
| CONNECT. (42A) | 12.20" (310) | 3.35" (85) | 1.97" (50) | 11.61" (295) | 11.10" (282) | 3.35" (85) | 0.92" (23) | 1.10" (28) | 0.31" (8) | 0.50" (13) | 1.22" (31) | Ø,0.21"x7.6,4x Ø,5.4x7.6,4x | CONNECTOR, 6x | STUD, GND, M5, 2x | 0.30" (8) | 1.18" (30) | 0.39" (10) |
| STUDS (55/75A) | 9.84" (250) | 3.54" (90) | 3.35" (85) | 9.25" (235) | 8.66" (220) | 3.54" (90) | 1.74" (44) | 1.77" (45) | 0.59" (15) | 0.79" (20) | 1.22" (31) | Ø,0.42"x6.5,4x Ø,10.8x6.5,4x | CONNECTOR, 8x | N/A | 0.30" (8) | 2.40" (61) | 0.48" (12) |
| STUDS (100/130A) | 10.63" (270) | 5.91" (150) | 3.54" (90) | 10.04" (255) | 9.53" (242) | 5.91" (150) | 1.31" (33) | 1.57" (40) | 0.74" (19) | 0.98" (25) | 1.37" (35) | N/A | M6 STUD, 8x | N/A | 0.29" (7) | 2.56" (65) | N/A |
| STUDS (180A) | 16.79" (427) | 6.70" (170) | 4.70" (119) | 14.39" (366) | 14.98" (381) | 6.70" (170) | 1.35" (34) | 2.73" (69) | 0.98" (25) | 0.98" (25) | 2.36" (60) | Ø,0.42"x6.5,4x Ø,10.8x6.5,4x | STUD, M10, 6x | STUD, GND, M10, 2x | 0.30" (8) | N/A | N/A |

TYPICAL TOLERANCE: +/-0.02" (0.50MM)

RP328

BOOKSHELF 3-PHASE **DELTA** SINGLE STAGE POWER LINE FILTER

TYPICAL INSERTION LOSS, dB (50/50 Ohm)

| Amps | Freq (MHz) | 0.15 | 0.5 | 1.0 | 10 | 30 |
|------|------------|------|-----|-----|----|----|
| 7 | CM (dB) | 65 | 70 | 70 | 50 | 30 |
| | DM (dB) | 55 | 70 | 70 | 60 | 40 |
| 16 | CM (dB) | 65 | 70 | 70 | 50 | 30 |
| | DM (dB) | 55 | 70 | 70 | 60 | 40 |
| 30 | CM (dB) | 65 | 70 | 70 | 45 | 25 |
| | DM (dB) | 55 | 70 | 70 | 60 | 40 |
| 42 | CM (dB) | 65 | 70 | 70 | 40 | 20 |
| | DM (dB) | 55 | 65 | 60 | 50 | 50 |
| 55 | CM (dB) | 65 | 70 | 70 | 40 | 20 |
| | DM (dB) | 55 | 65 | 60 | 50 | 50 |
| 75 | CM (dB) | 65 | 70 | 70 | 40 | 20 |
| | DM (dB) | 55 | 70 | 60 | 55 | 30 |
| 100 | CM (dB) | 65 | 70 | 70 | 40 | 20 |
| | DM (dB) | 55 | 70 | 60 | 55 | 30 |
| 130 | CM (dB) | 58 | 70 | 65 | 40 | 22 |
| | DM (dB) | 55 | 60 | 55 | 40 | 42 |
| 180 | CM (dB) | 55 | 70 | 70 | 40 | 20 |
| | DM (dB) | 50 | 65 | 50 | 40 | 40 |

X-ON Electronics

Largest Supplier of Electrical and Electronic Components

Click to view similar products for [Power Line Filters](#) category:

Click to view products by [Astrodyne](#) manufacturer:

Other Similar products are found below :

[6609019-3](#) [6609026-5](#) [6609030-6](#) [6609973-2](#) [D30A](#) [7-1609090-5](#) [F2810](#) [F4456A](#) [F7382Z](#) [F7863Z](#) [FAHAV3100ZC000](#) [806276](#) [FN2020B-1-06](#) [FN2080B-10-06](#) [FN2410H-32-33](#) [FN2410H-80-34](#) [FP144](#) [FS4153-20-06](#) [FS4353-500-99](#) [12-MMB-030-11-D](#) [DB4-393](#) [15811T200](#)
[20B1](#) [LC630](#) [2B1](#) [1609080-2](#) [1609993-8](#) [1-6609070-1](#) [F1100AA02](#) [F1150CC10](#) [F1500CA10](#) [F1500CA15](#) [F4041Z](#) [F7585E](#) [1B1](#)
[FN2070A-16-06](#) [FN2090A-20-06](#) [FN2090B-12-06](#) [FN2090Z-1-06](#) [FN2410H-25-33](#) [FN2410H-60-34](#) [FN2410H-8-44](#) [FN2412H-8-44](#)
[FN323B-6-01](#) [FN3258H-130-35](#) [FN610R-3-06](#) [20EHQ7](#) [20EHZ7](#) [20K1](#) [30B6](#)