

RoHS Compliant

**Features**

- High attenuation
- High isolation
- Rx balanced output type

**Applications**

- UMTS (W-CDMA)
- CDMA

**How to Order**

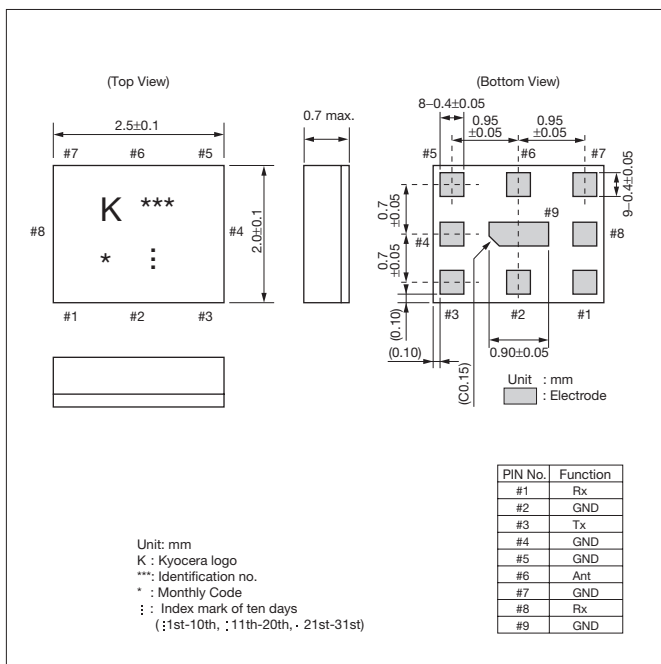
SD 25 - 1950 R 9 UB Q1  
① ② ③ ④ ⑤ ⑥ ⑦

- ① Type of Product (SAW Duplexer)
- ② Package Size
- ③ Nominal Center Frequency
- ④ Spec.
- ⑤ Number of Terminals
- ⑥ Input/ Output
- ⑦ Custom Specification

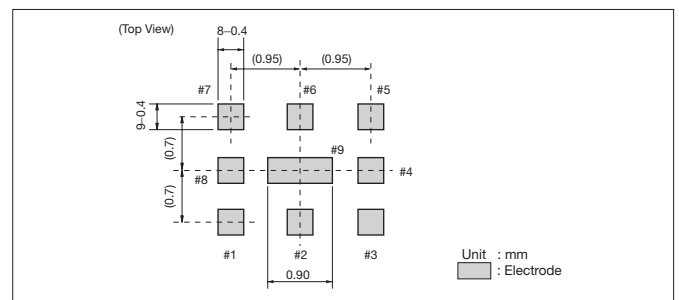
**Specifications**

Part No.	Band	Condition	Pass Band Frequency	Insertion Loss (dB)	Pass Band Variation (dB)	VSWR	Absolute Rejection (dB)						Isolation Tx to Rx (dB)	Operating Temperature	Storage Temperature
							843MHz	1573MHz	1805MHz	1865MHz	2110MHz	2400MHz			
SD25-1950R9UBQ1	Band1/ CDMA BC6	Tx to ANT	1920MHz - 1980MHz	2.3 max.	0.5 max.	2.2 max.	44 min.	43 min.	25 min.	8 min.	44 min.	32 min.	52 min.	-30 to +85°C	-40 to +85°C
		ANT to Rx	2110MHz - 2170MHz	2.5 max.	0.5 max.	2.2 max.	45 min.	15 min.	15 min.	30 min.	35 min.	—			
SD25-0836R9UBQ1	Band5/ CDMA BC0	Tx to ANT	824MHz - 849MHz	2.5 max.	1.5 max.	2.2 max.	35 min.	44 min.	35 min.	35 min.	33 min.	24 min.	55 min.	-30 to +85°C	-40 to +85°C
		ANT to Rx	869MHz - 894MHz	3.0 max.	1.5 max.	2.2 max.	45 min.	28 min.	40 min.	35 min.	—	—			

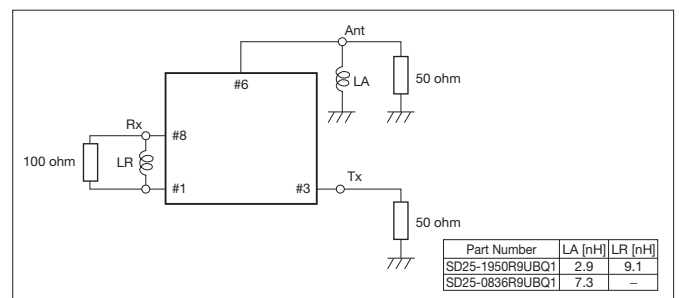
**Dimensions**



**Recommended Land Pattern**



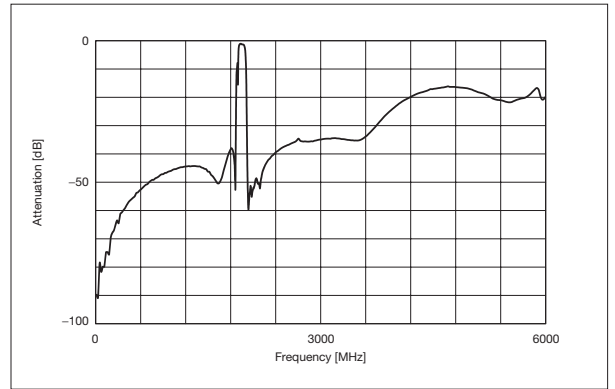
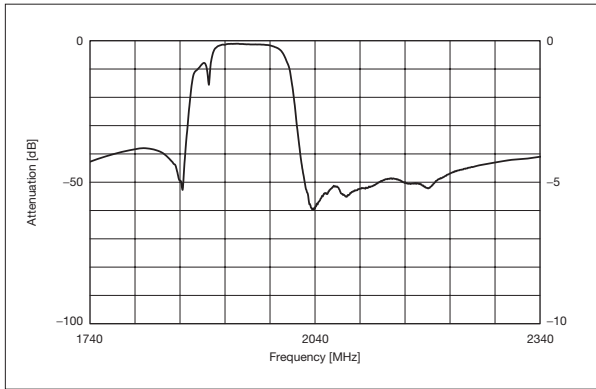
**Test Circuit**



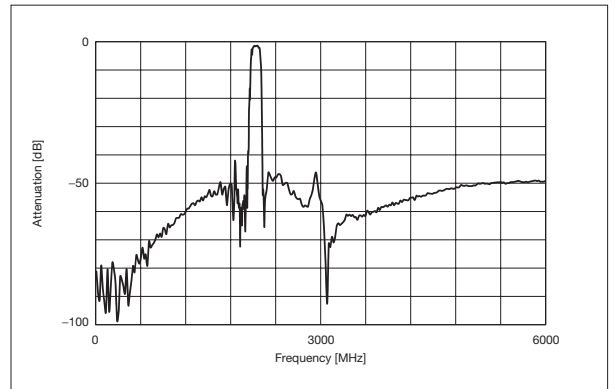
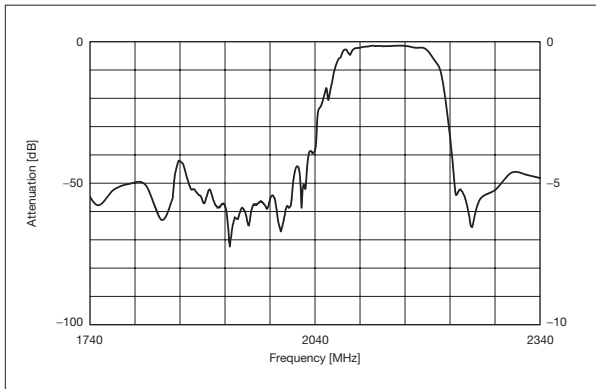
**Characteristics**

<UMTS Band1> Part No.: SD25-1950R9UBQ1

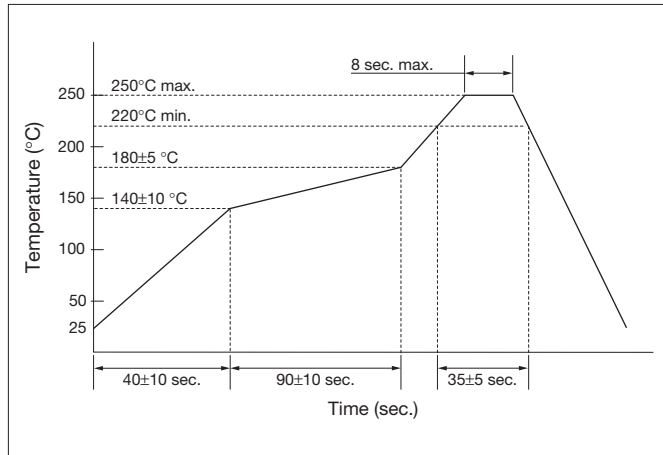
Tx to Ant



Ant to Rx



**Recommended Reflow Profile**

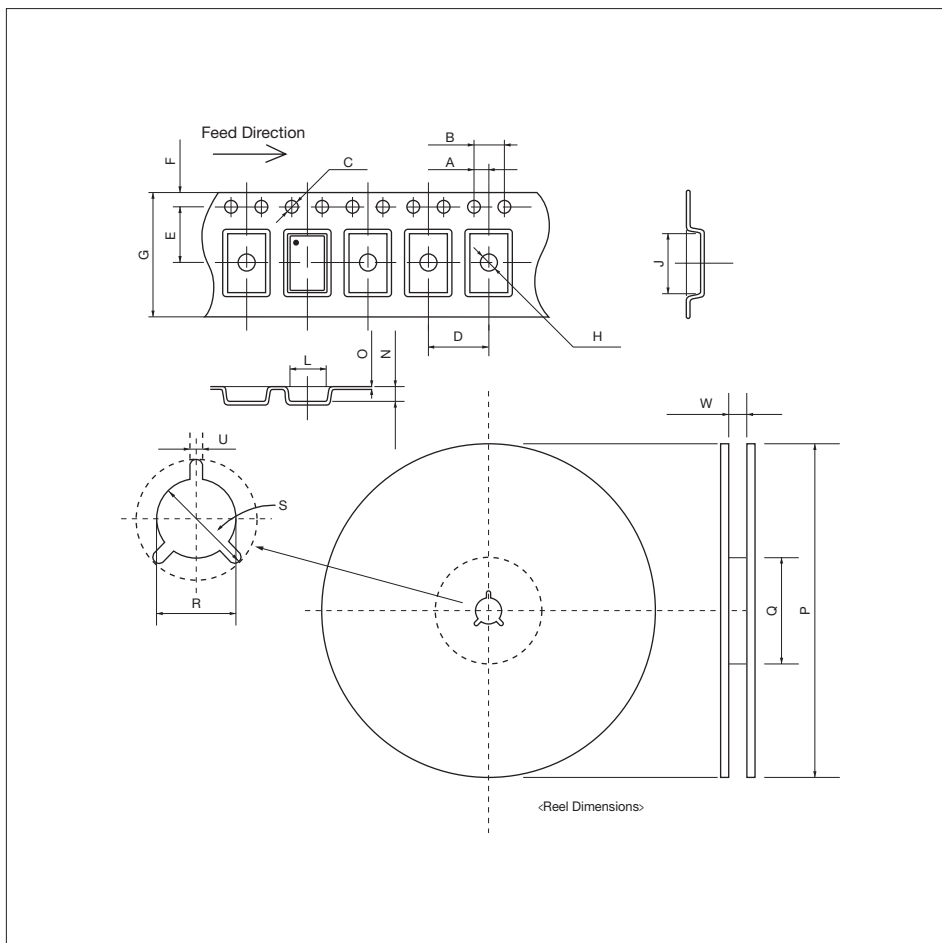


**Tape & Reel Specifications**

**SAW Duplexers/ SAW Filters**

(Unit: mm)

		SAW Duplexers			SAW Filters				
		SD18	SD20	SD25	SF14	SF15	SF16	SF18	SF20
T A P E	A	2.0±0.05	2.0±0.05	2.0±0.05	2.0±0.05	2.0±0.05	2.0±0.05	2.0±0.05	2.0±0.05
	B	4.0±0.1	4.0±0.1	4.0±0.1	4.0±0.1	4.0±0.1	4.0±0.1	4.0±0.1	4.0±0.1
	C	φ1.5+0.1/ -0	1.5±0.1	φ1.5±0.1	φ1.5±0.1	1.5±0.1	1.5±0.1	φ1.5+0.1/ -0	1.5±0.1
	D	4.0±0.1	4.0±0.1	4.0±0.1	4.0±0.1	4.0±0.1	4.0±0.1	4.0±0.1	4.0±0.1
	E	3.5±0.05	3.5±0.05	3.5±0.05	3.5±0.05	3.5±0.05	3.5±0.05	3.5±0.05	3.5±0.05
	F	1.75±0.1	1.75±0.1	1.75±0.1	1.75±0.1	1.75±0.1	1.75±0.1	1.75±0.1	1.75±0.1
	G	8.0±0.1	8.0±0.2	8.0±0.2	8.0±0.2	8.0±0.2	8.0±0.2	8.0±0.1	8.0±0.2
	H	φ0.8±0.05	1.1±0.1	φ1.1±0.1	φ0.5±0.05	0.5±0.1	1.1±0.1	φ0.8±0.05	1.1±0.1
	J	2.05±0.1	2.25±0.1	2.9±0.1	1.7±0.1	1.80±0.1	1.90±0.1	2.05±0.1	2.25±0.1
	L	1.7±0.1	1.8±0.1	2.4±0.1	1.4±0.1	1.4±0.1	1.85±0.1	1.7±0.1	1.8±0.1
	N	0.85+0/ -0.5	0.7±0.1	1.15±0.1	0.8±0.1	0.7±0.1	0.95±0.2	0.85+0/ -0.5	0.7±0.1
R E E L	O	0.2±0.05	0.2±0.05	0.25±0.05	0.2±0.05	0.2±0.05	0.25±0.05	0.2±0.05	0.2±0.05
	P	φ178±2	φ178±2	φ178±2	φ178±2	φ178±2	φ178±2	φ178±2	φ178±2
	Q	φ60±2	φ60±2	φ60±2	φ60±2	φ60±2	φ60±2	φ60±2	φ60±2
	R	φ13±0.2	φ13±0.2	φ13±0.2	φ13±0.2	φ13±0.2	φ13±0.2	φ13±0.2	φ13±0.2
	S	φ21±0.8	φ21±0.8	φ21±0.8	φ21±0.8	φ21±0.8	φ21±0.8	φ21±0.8	φ21±0.8
	W	2±0.5	2±0.5	2±0.5	2±0.5	2±0.5	2±0.5	2±0.5	2±0.5
Qty.		3000	3000	3000	3000	3000	3000	3000	3000



## X-ON Electronics

Largest Supplier of Electrical and Electronic Components

*Click to view similar products for [Signal Conditioning category](#):*

*Click to view products by [AVX manufacturer](#):*

Other Similar products are found below :

[MAPDCC0004](#) [PD0409J5050S2HF](#) [880157](#) [HHS-109-PIN](#) [DC1417J5005AHF](#) [DC4859J5005AHF](#) [AFS14A30-2185.00-T3](#) [AFS14A35-1591.50-T3](#) [DS-323-PIN](#) [DSS-313-PIN](#) [B39321R801H210](#) [B39321R821H210](#) [B39921B4317P810](#) [1A0220-3](#) [2089-6207-00](#) [JP510S](#) [LFB212G45SG8C341](#) [LFB322G45SN1A504](#) [LFL182G45TC3B746](#) [SF2159E](#) [30057](#) [1P510S](#) [CER0813B](#) [3A325](#) [40287](#) [41180](#) [ATB3225-75032NCT](#) [B69842N5807A150](#) [BD0810N50100AHF](#) [BD2326L50200AHF](#) [BD2425J50200AHF](#) [HMC189AMS8TR](#) [C5060J5003AHF](#) [JHS-114-PIN](#) [JP503AS](#) [DC0710J5005AHF](#) [DC2327J5005AHF](#) [DC3338J5005AHF](#) [43020](#) [LFB2H2G60BB1C106](#) [LFL15869MTC1B787](#) [X3C19F1-20S](#) [XC3500P-20S](#) [10013-20](#) [SF2081E](#) [SF2194E](#) [SF2238E](#) [CDBLB455KCAX39-B0](#) [RF1353C](#) [PD0922J5050D2HF](#)