

承 認 書

SPECIFICATION FOR APPROVAL

CUSTOMER:	
CUSTOMER P/N	
PART NO:	
DESCRIPTION:	SMD INDUCTOR
PRODUCTS NO:	BCRH8D43-3R9M-NL
PRODUCTS REV:	1
DATE:	2018-6-11

PURCHASER CONFIRMED		
REMARK		

PROVIDER ENGINEER DEPT.		
APPROVAL BY	CHECK BY	DRAWN BY
		chenlinli



CHENG
TAIPEI OFFICE

誠陽實業有限公司

TAIWAN CHENG YANG COMPONENT CORP

2F-1, NO. 176, Chine-Yi Road., Zhonghe District, New Taipei City, TAIWAN(R.O.C)

新北市中和區建一路176號2樓之一

POSTAL CODE: 23500

TEL NO.:+886-2- 8228-0930 FAX NO.:+886-2-8228-0929 E-mail:h21803@ms29.hinet.net



CHINA FACTORY

寶誠電子有限公司

ZHUHAI BAO CHENG ELECTRONICSCO.,LTD

Guan Tang Industrial Park, Tang Jia Wan Town, Zhuhai City, Guangdong Province, CHINA

中國廣東省珠海市塘家灣鎮官塘工業區

POSTAL CODE: 519085

TEL NO:86-756-3383187 FAX NO:86-756-3380704 E-mail: baocheng@baocheng.biz



CHINA FACTORY

昆山誠陽電子有限公司

KUNSHAN CHENG YANG ELECTRONICSCO.,LTDP

Qiang-An Road., High-Tech. Industrial Park, Kunshan City, Jiangsu Province, China

江蘇省昆山市高科技工業園區強安路38號

POSTAL CODE: 215300

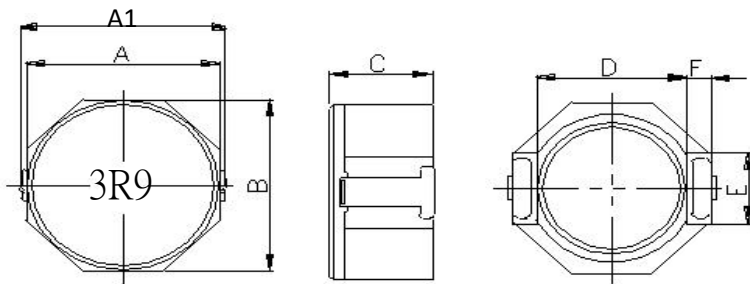
TEL NO:86-512-57823500 FAX NO:86-512-57823503 E-mail: kscy@taiwan-chengyang.com.tw

TEST DATA

DIMENSION&ELECTRIC CHARACTER

CUSTOMER:		PART NO.:	
DESCRIPTION:	SMD POWER CHOKE	SERIES NO:	BCRH8D43-3R9M-NL

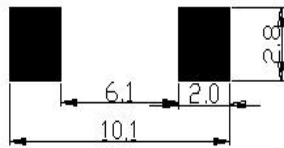
1.MECHANICAL DIMENSION



UNIT:mm

A	8.3MAX
A1	10.0MAX
B	8.3MAX
C	4.7MAX
D	6.3REF
E	2.5REF
F	1.2REF
G	
H	
I	

2.RECOMMEND LAND PATTERN DIMENSIONS



3.SPECIFICATIONS

Part Number	L Inductance (uH)	R _{dc} (mOHM)		Heat Rating Current DC	Saturation Current DC Amps.I _{dc} (A)
		Typical	Max	Typical	Typical
BCRH8D43-3R9M-NL	3.9	18.0	21.6	5.0	5.0

- (1). All test data is referenced to 25°C ambient.
- (2). Operating Temperature Rangr-30°C to +100°C.
- (3). DC current(A)that will cause an appoaimateΔT of 40°C.
- (4). DC current(A)that will cause Lo to drop approximately 35%.
- (5). The part temperature(ambient+temp rise)should not exeed 100°C under worst case operating conditions.Circuit design,component placement,PWB trace size and thickness,airflow and oter aooting provisions all affsct the part temperature part temperature should be verified in the end appliation.

4.PACKAGING INFORMATION

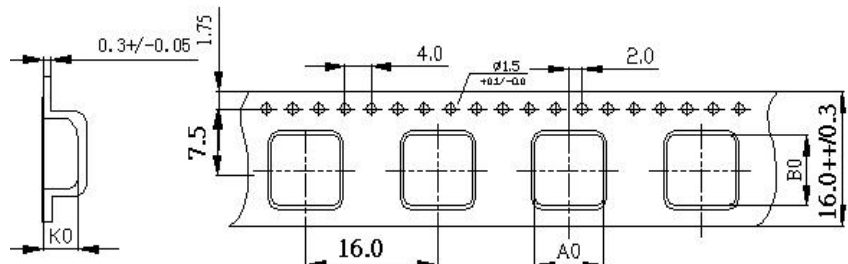
paets are packaged on 13"reels

800 parts per reel.

A0= 10.0mm+0.1/-0

B0= 8.3mm+0.1/-0

K0= 4.7mm+0.1/-0



APPROVED BY:

CHECKED BY:

DRAWN BY:chenlinli

SPECIFICATION FOR APPROVAL

DATE:2018-6-11

CUSTOMER:	CUSTOMER PART NO.:	LOT NO.:
-----------	--------------------	----------

DESCRIPTION: SMT CHOKE	CY PART NO.: BCRH8D43-3R9M-NL
------------------------	-------------------------------

MECHANICAL MEASUREMENTS

DIM	UNIT IN MM	1. CONFIGURATION & DIMENSIONS	2. LAND PATTERNS
A	8.3 MAX		UNIT IN MM
A1	10.0MAX		
B	8.3 MAX		
C	4.7MAX		
D	6.3 REF		
E	2.5 REF		
F	1.2 REF		

TEST ITEM.	A	A1	B	C	D	E	F	G	H
SPEC.	8.30	10.00	8.30	4.70					
	MAX	MAX	MAX	MAX					
01	7.96	9.76	7.98	4.40					
02	7.98	9.77	8.03	4.40					
03	7.99	9.71	8.01	4.36					
04	8.01	9.79	7.99	4.30					
05	8.03	9.81	8.02	4.39					
06									
07									
08									
09									
10									
11									
12									
13									
14									
15									
\bar{X}	7.99	9.77	8.01	4.37					
σ	0.024	0.034	0.019	0.038					
Cpk	4.22	14.52	5.28	2.90					

APPROVED BY:	CHECKED BY:	DRAWN BY:chenlinli
--------------	-------------	--------------------

ZHUHAI BAOCHENG ELECTRONICS CO.,LTD

TEST DATA FOR PREPRODUCTION SAMPLE

CUSTOMER:

PART NO.: BCRH8D43-3R9M-NL		CUSTOMER DWG NO.:		SAMPLE ISSUE DATE:2018-6-11	
PART NAME: SMT CHOKE		SAMPLE IDDUUE NO.:		QUANTITY:5PCS	
TEST ITEM	L(0A)	L(5.0A)	DCR(S-F)		
TEST FREQ.	100KHZ 0.25V				
SPEC.	3.9uH ±20%	$\Delta L/L \leq -35\%$ AT DC 5.0A	21.6mΩ MAX		
01	3.69	3.06	18.1		
02	3.79	3.15	17.8		
03	3.95	3.20	17.3		
04	3.65	2.99	17.8		
05	3.86	3.17	17.7		
06					
07					
08					
09					
10					
11					
12					
13					
14					
15					
\bar{X}	3.79	3.11	17.74		
σ	0.110	0.075	0.258		
Cpk	2.03	0.84	4.99		
<p>1. TEST INSTRUMENTS:</p> <p> <input checked="" type="checkbox"/> HP-4284A METER <input checked="" type="checkbox"/> VR722V+VR116 METER <input type="checkbox"/> CH-101 LCR METER <input type="checkbox"/> CH-101+CH301 METER <input type="checkbox"/> CH-310 METER <input type="checkbox"/> VR562 METER <input checked="" type="checkbox"/> CH-502B DCR METER </p> <p>2.CONDITION TEMPERATURE: 25°C</p>					
			CORE:DR8*4.2 ^{D-3} B:4.0 F:2.6 T12S R18*3.4*6.5 ^T T12S WIRE:0.28mm*2P*6.5TS (REF) TERMINAL:8D43 T2N		
APPROVED BY		CHECKED BY		PREPARED BY	
				chenlinli	

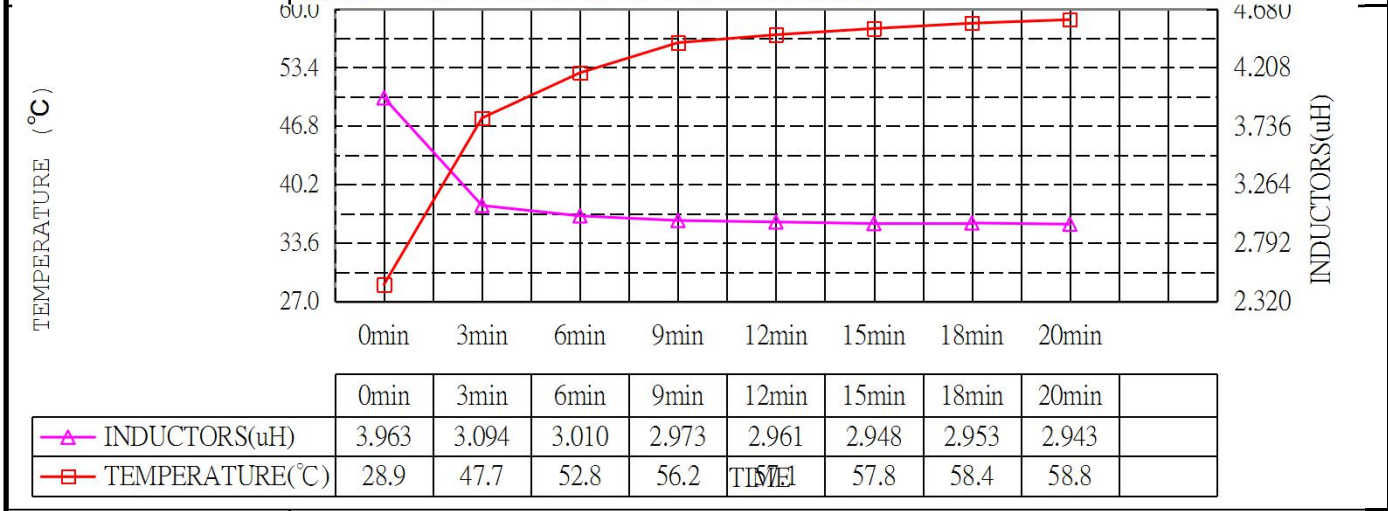
TEST DATA FOR PREPRODUCTION SAMPLE

CUSTOMER:

SAMPLE NO:	BCRH8D43-3R9M-NL	PART NO:	ISSUE DATE: 2018-6-11
PART NAME:	SMD INDUCTOR	QUANTITY:	PAGE:

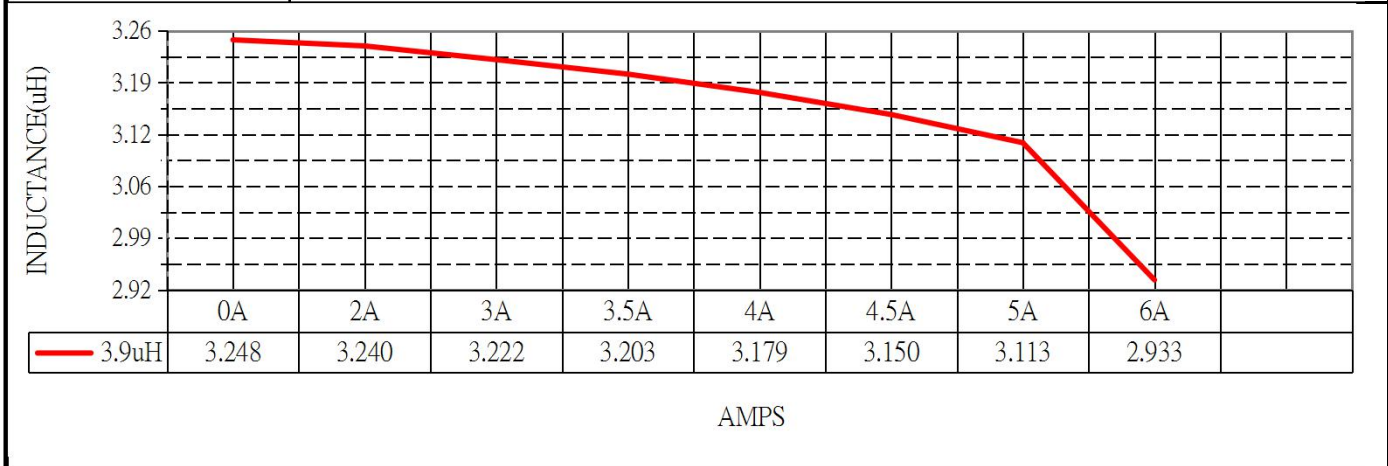
TEST TERM: TEMPERATURE RISE CURRENT($\Delta T=40^{\circ}C$)DC:5AMPS

TEST INSTRUMENTS: VR113+VR712METER HP-34970AMETER



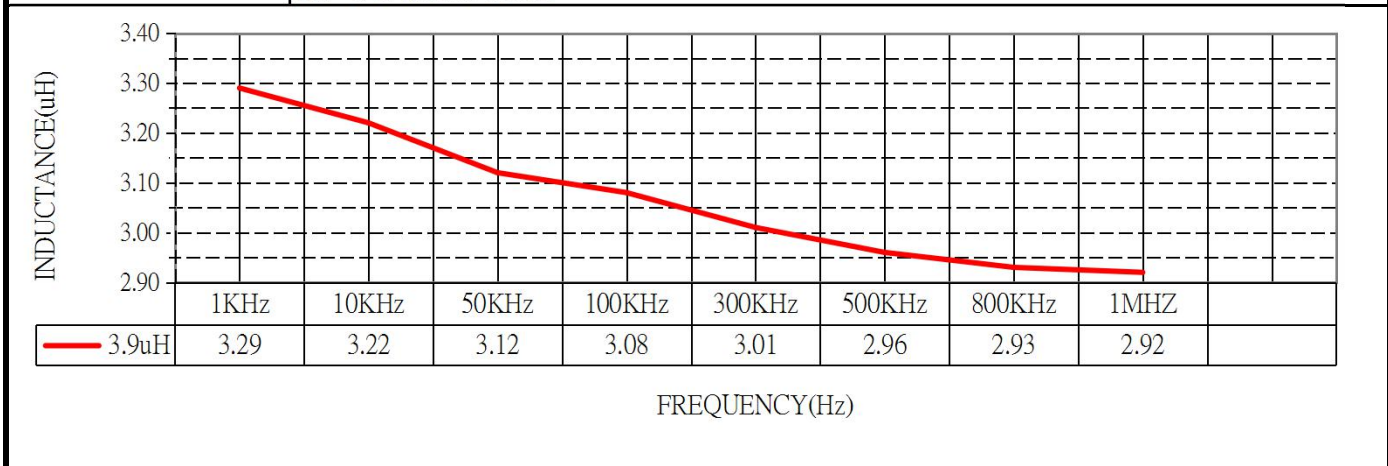
TEST TERM: DC CURRENT(AMPS) 100KHZ 0.25V

TEST INSTRUMENTS: VR113+VR712METER



TEST TERM: FREQUENCY(Hz)VOLTAGE:0.25V

TEST INSTRUMENTS: HP-4284A METER



1. TEST CONDITION
 TEMPERATURE: 25°C
 HUMIDITY: $\leq 65\%$ RH

APPROVED BY	CHECKED BY	PREPARED BY
		chenlinli

X-ON Electronics

Largest Supplier of Electrical and Electronic Components

Click to view similar products for [Fixed Inductors](#) category:

Click to view products by [Bao Cheng](#) manufacturer:

Other Similar products are found below :

[CR32NP-151KC](#) [CR32NP-180KC](#) [CR32NP-181KC](#) [CR32NP-1R5MC](#) [CR32NP-390KC](#) [CR32NP-3R9MC](#) [CR32NP-680KC](#) [CR32NP-820KC](#) [CR32NP-8R2MC](#) [CR43NP-390KC](#) [CR43NP-560KC](#) [CR43NP-680KC](#) [CR54NP-181KC](#) [CR54NP-470LC](#) [CR54NP-820KC](#) [CR54NP-8R5MC](#) [70F224AI](#) [MGDQ4-00004-P](#) [MHL1ECTTP18NJ](#) [MHQ1005P10NJ](#) [MHQ1005P1N0S](#) [MHQ1005P2N4S](#) [MHQ1005P3N6S](#) [MHQ1005P5N1S](#) [MHQ1005P8N2J](#) [PE-51506NL](#) [PE-53601NL](#) [PE-53602NL](#) [PE-53630NL](#) [PE-53824SNLT](#) [PE-92100NL](#) [PG0434.801NLT](#) [PG0936.113NLT](#) [9220-20](#) [9310-16](#) [PM06-2N7](#) [PM06-39NJ](#) [A01TK](#) [1206CS-471XJ](#) [HC2LP-R47-R](#) [HC2-R47-R](#) [HC3-2R2-R](#) [HCF1305-3R3-R](#) [1206CS-151XG](#) [RCH664NP-140L](#) [RCH664NP-4R7M](#) [RCH8011NP-221L](#) [RCP1317NP-332L](#) [RCP1317NP-391L](#) [RCR1010NP-470M](#)