

Product Summary

| | |
|-------------------------------|-------|
| V_{RRM} | 650 V |
| $I_F (T_C=160^\circ\text{C})$ | 6 A |
| Q_C | 17 nC |

Features

- Extremely low reverse current
- No reverse recovery current
- Temperature independent switching
- Positive temperature coefficient on V_F
- Excellent surge current capability
- Low capacitive charge

Benefits

- Essentially no switching losses
- System efficiency improvement over Si diodes
- Increased power density
- Enabling higher switching frequency
- Reduction of heat sink requirements
- System cost savings due to smaller magnetics
- Reduced EMI

Applications

- Switch mode power supplies (SMPS)
- Uninterruptible power supplies
- Motor drivers
- Power factor correction

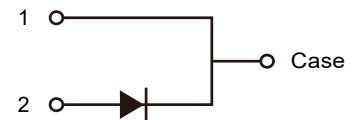
Package Pin Definitions

- Pin1 and backside - Cathode
- Pin2 - Anode

Package Parameters

| Part Number | Marking | Package |
|-------------|-----------|----------|
| B2D06065K | B2D06065K | TO-220-2 |

Package: TO-220-2

Electrical Connection


Maximum Ratings ($T_c=25^\circ\text{C}$ unless otherwise specified)

| Symbol | Parameter | Test conditions | Value | Unit |
|------------------|--------------------------------------|--|-----------|------------------|
| V_{RRM} | Repetitive peak reverse voltage | | 650 | V |
| V_{RSM} | Non-repetitive peak reverse voltage | | 650 | V |
| I_{F} | Continuous forward current | $T_c=25^\circ\text{C}$ $T_c=160^\circ\text{C}$ | 26 6 | A |
| I_{FSM} | Non-repetitive forward surge current | $T_c=25^\circ\text{C}$, $t_p=10\text{ms}$ Half sine wave | 48 | A |
| $\int i^2 dt$ | i^2t value | $T_c=25^\circ\text{C}$, $t_p=10\text{ms}$ | 11.52 | A ² S |
| P_{tot} | Power dissipation | $T_c=25^\circ\text{C}$ $T_c=110^\circ\text{C}$ | 119 51 | W |
| T_j | Operating junction temperature | | -55~175 | $^\circ\text{C}$ |
| T_{stg} | Storage temperature | | -55~175 | $^\circ\text{C}$ |
| | TO-220 mounting torque | M3 Screw | 0.7 | Nm |

Thermal Characteristics

| Symbol | Parameter | Value | | | Unit |
|---------------------|--|-------|-------|------|------|
| | | Min. | Typ. | Max. | |
| $R_{\text{th(jc)}}$ | Thermal resistance from junction to case | | 1.254 | | K/W |

Electrical Characteristics
Static Characteristics

| Symbol | Parameter | Test conditions | Value | | | Unit |
|----------|-----------------------|---|-------|--------------|------|---------------|
| | | | Min. | Typ. | Max. | |
| V_{DC} | DC blocking voltage | $T_j=25^\circ\text{C}$ | 650 | | | V |
| V_F | Diode forward voltage | $I_F=6\text{A } T_j=25^\circ\text{C}$ $I_F=6\text{A } T_j=175^\circ\text{C}$ | | 1.33 1.63 | | V |
| I_R | Reverse current | $V_R=650\text{V } T_j=25^\circ\text{C}$ $V_R=650\text{V } T_j=175^\circ\text{C}$ | | 1 15 | | μA |

AC Characteristics

| Symbol | Parameter | Test conditions | Value | | | Unit |
|--------|---------------------------|--|-------|---------------------|------|---------------|
| | | | Min. | Typ. | Max. | |
| Q_C | Total capacitive charge | $V_R=400\text{V } T_j=25^\circ\text{C}$ $Q_C=\int_0^{VR} C(V)dV$ | | 17 | | nC |
| C | Total capacitance | $V_R=1\text{V } f=1\text{MHz}$ $V_R=300\text{V } f=1\text{MHz}$ $V_R=600\text{V } f=1\text{MHz}$ | | 271 30.1 29.8 | | pF |
| E_C | Capacitance stored energy | $V_R=400\text{V}$ | | 4.5 | | μJ |

Typical Performance

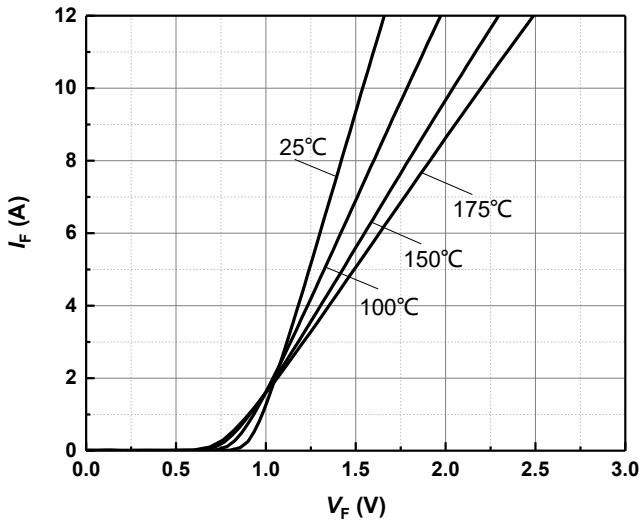


Figure 1 Typical forward characteristics

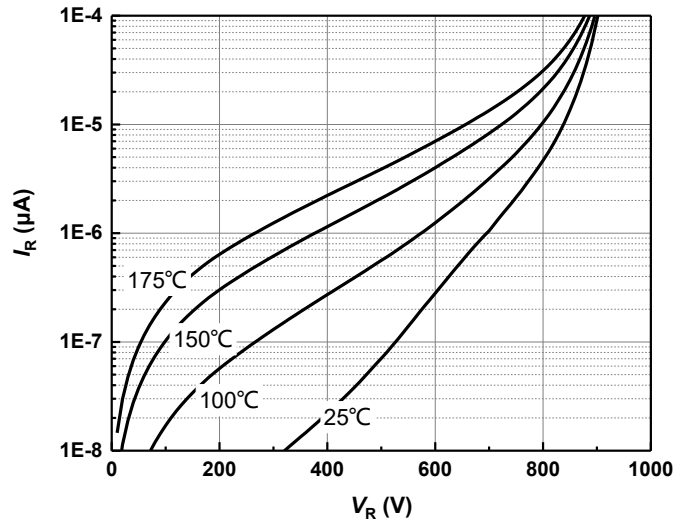


Figure 2 Typical reverse current as function of reverse voltage

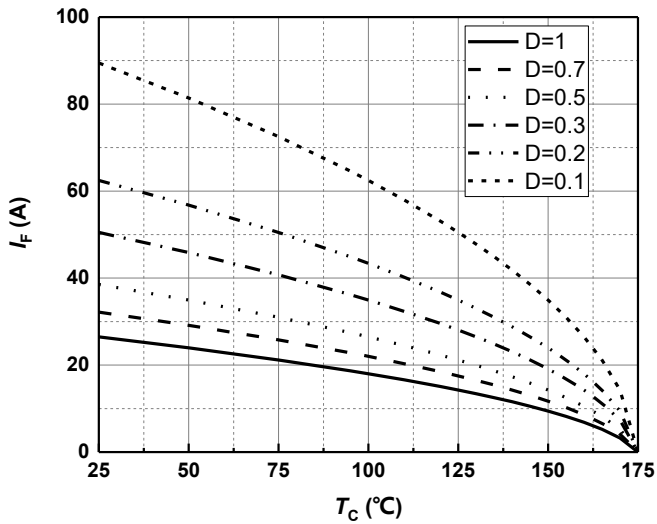


Figure 3 Diode forward current as function of temperature, D=duty cycle

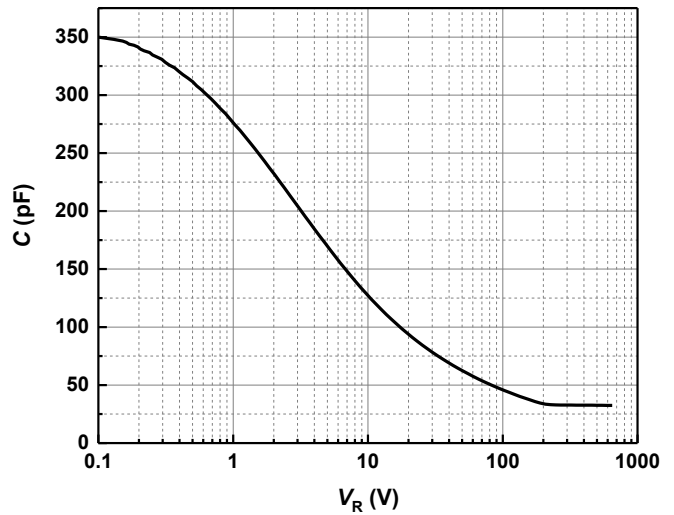


Figure 4 Typical capacitance as function of reverse voltage, $C=f(V_R)$; $T_j=25^{\circ}$ C; $f=1$ MHz

Typical Performance

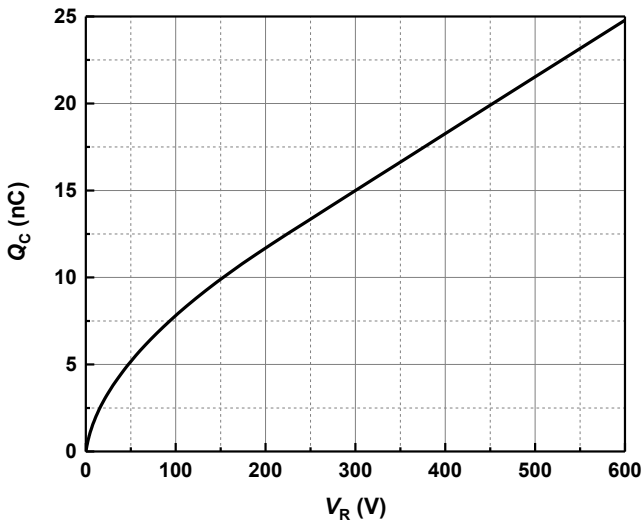


Figure 5 Typical reverse charge as function of reverse voltage

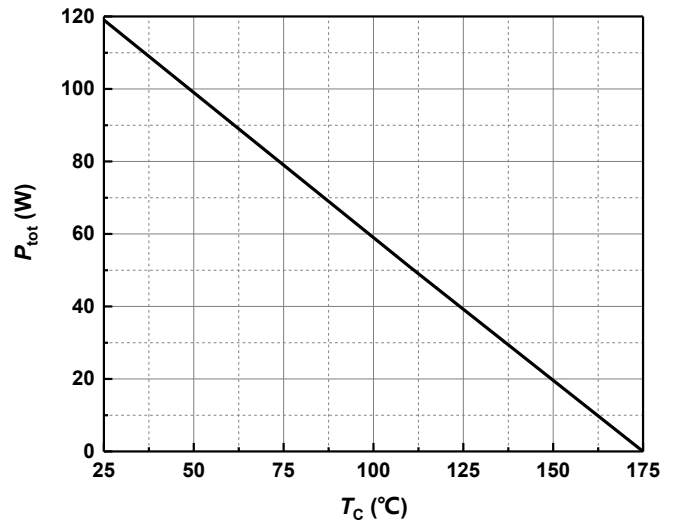


Figure 6 Power dissipation as function of case temperature

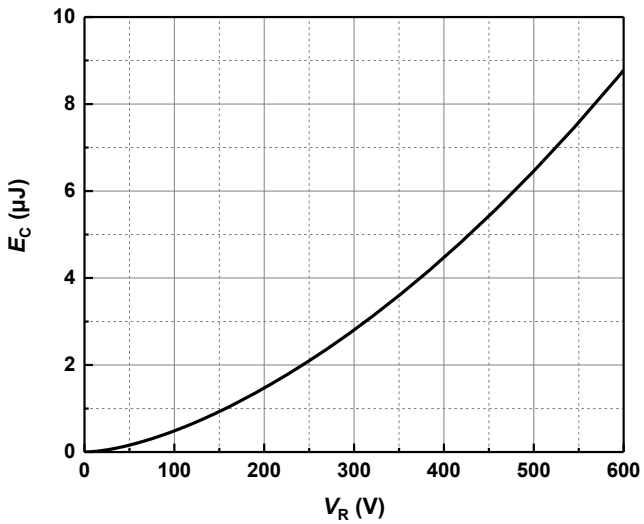


Figure 7 Capacitance stored energy

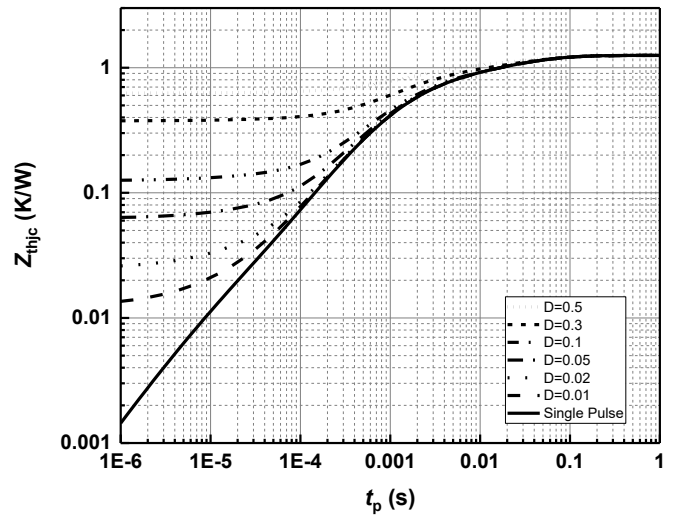
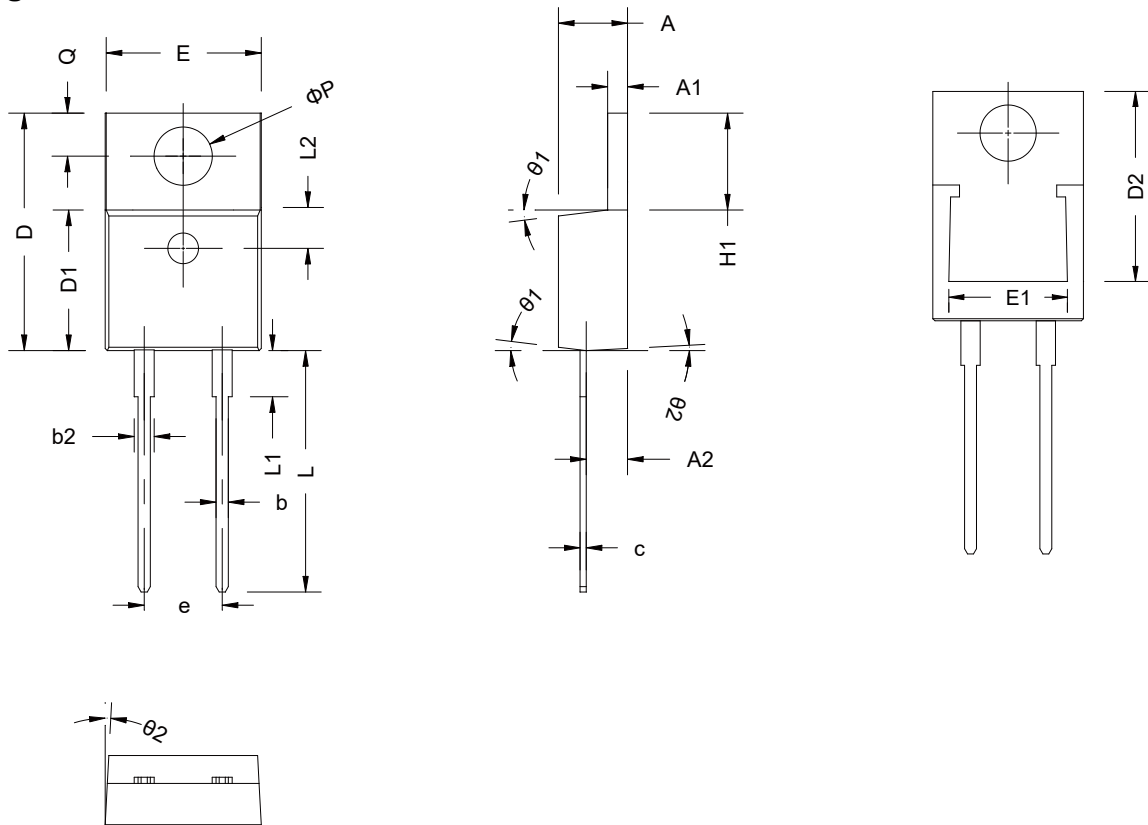


Figure 8 Max. transient thermal impedance, $Z_{thjc} = f(t)$, parameter: $D = t / T$

Package Dimensions


| SYMBOL | mm | | |
|------------|----------|-------|-------|
| | MIN | NOM | MAX |
| A | 4.37 | 4.57 | 4.77 |
| A1 | 1.22 | - | 1.40 |
| A2 | 2.49 | 2.69 | 2.89 |
| b | 0.75 | - | 0.96 |
| b2 | 1.22 | - | 1.47 |
| c | 0.30 | - | 0.48 |
| D | 15.15 | 15.45 | 15.75 |
| D1 | 9.05 | 9.15 | 9.25 |
| D2 | 11.40 | - | 12.88 |
| E | 9.86 | 10.16 | 10.36 |
| E1 | 6.86 | - | 8.89 |
| e | 4.98 | 5.08 | 5.18 |
| H1 | 6.10 | 6.30 | 6.50 |
| L | 12.70 | - | 13.70 |
| L1 | - | - | 4.10 |
| L2 | 2.50 REF | | |
| ϕP | 3.70 | 3.84 | 3.99 |
| Q | 2.54 | - | 2.94 |
| $\theta 1$ | 5° | 7° | 9° |
| $\theta 2$ | 1° | 3° | 5° |

Revision History

| Document Version | Date of Release | Description of Changes |
|-------------------------|------------------------|---------------------------------------|
| Rev. 0.0 | 2020-10-06 | Release of the preliminary datasheet. |
| Rev. 0.1 | 2020-12-16 | Characteristics updated. |
| Rev. 0.2 | 2021-01-20 | Characteristics updated. |
| Rev. 0.3 | 2021-12-06 | Updated. |

BASiC Semiconductor Ltd.
Shenzhen, China
© 2021 BASiC Semiconductor Ltd.
All Rights Reserved.

Information

For further information on technology, delivery terms and conditions and prices, please contact the nearest BASiC Semiconductor Office

Disclaimer

The information given in this document shall in no event be regarded as a guarantee of conditions or characteristics. With respect to any examples or hints given herein, any typical values stated herein and/or any information regarding the application of the device, BASiC semiconductor Ltd. hereby disclaims any and all warranties and liabilities of any kind, including without limitation, warranties of non-infringement of intellectual property rights of any third party.

X-ON Electronics

Largest Supplier of Electrical and Electronic Components

Click to view similar products for [Schottky Diodes & Rectifiers](#) category:

Click to view products by [BASiC Semiconductor](#) manufacturer:

Other Similar products are found below :

[MA4E2039](#) [MA4E2508M-1112](#) [MBR10100CT-BP](#) [MBR1545CT](#) [MMBD301M3T5G](#) [GS1JE-TP](#) [RB160M-50TR](#) [BAS16E6433HTMA1](#)
[BAS 3010S-02LRH E6327](#) [BAT 54-02LRH E6327](#) [NSR05F40QNXT5G](#) [NSVR05F40NXT5G](#) [NTE555](#) [JANS1N6640](#) [SB07-03C-TB-H](#)
[SK310-T](#) [SK33A-TP](#) [SK34B-TP](#) [SS3003CH-TL-E](#) [PDS3100Q-7](#) [GA01SHT18](#) [CRS10I30A\(TE85L,QM](#) [MA4E2501L-1290](#)
[MBRB30H30CT-1G](#) [DMJ3940-000](#) [SB007-03C-TB-E](#) [SK32A-TP](#) [SK33B-TP](#) [SK35A-TP](#) [SK38B-LTP](#) [SK38B-TP](#) [NRVBM120LT1G](#)
[NTE505](#) [NTSB30U100CT-1G](#) [VS-6CWQ10FNHM3](#) [CRG04\(T5L,TEMQ\)](#) [ACDBA1100LR-HF](#) [ACDBA1200-HF](#) [ACDBA2100-HF](#)
[ACDBA240-HF](#) [ACDBA3100-HF](#) [CDBQC0530L-HF](#) [ACDBA260LR-HF](#) [ACDBA1100-HF](#) [MA4E2502L-1246](#) [10BQ060-M3/5BT](#)
[NRVB130LSFT1G](#) [CRS08TE85LQM](#) [PMAD1108-LF](#) [B120Q-13-F](#)