

Basler Accessories



Technical Specification

CABLE USB 3.0, MICRO B SL/A, DRC

Drag Chain Suitable

Order Number

2000035316

Document Number: DG001511

Version: 06 Language: 000 (English)

Release Date: 5 June 2018

Contacting Basler Support Worldwide

Europe, Middle East, Africa

Basler AG
An der Strusbek 60–62
22926 Ahrensburg
Germany

Tel. +49 4102 463 515
Fax +49 4102 463 599

support.europe@baslerweb.com

The Americas

Basler, Inc.
855 Springdale Drive, Suite 203
Exton, PA 19341
USA

Tel. +1 610 280 0171
Fax +1 610 280 7608

support.usa@baslerweb.com

Asia-Pacific

Basler Asia Pte. Ltd.
35 Marsiling Industrial Estate Road 3
#05–06
Singapore 739257

Tel. +65 6367 1355
Fax +65 6367 1255

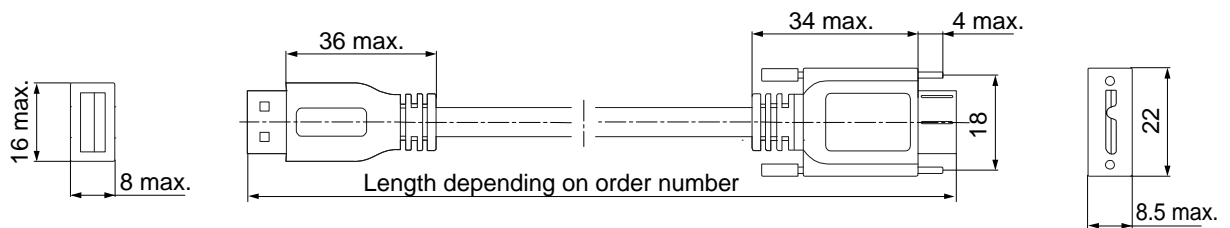
support.asia@baslerweb.com

www.baslerweb.com

All material in this publication is subject to change without notice and is copyright Basler AG.

Order Number	Description	Applicable Cameras
2000035316	Data cable USB 3.0, Type A plug to Micro B plug with screw lock, drag chain suitable (DrC), 5 m	ace USB 3.0

Table 1: Cable Type



Dimensions in mm

Fig. 1: Cable Overview

Transfer Rates

USB 2.0	480 Mbps
USB 3.0	5 Gbps

Table 2: Transfer Rates

Physical Specifications

Camera-Side Connector	Micro B with screw lock, USB3 Vision-compliant
Host-Side Connector	Type A connector, USB-IF-compliant
Cable Diameter	7.14 mm max.
Minimum Bending Radius	50 mm
Minimum Number of Bending Cycles	1 million (tested at 75 mm bending radius)
Suitable for Drag Chain Applications	Yes
Suitable for Robotics Applications	No

Table 3: Physical Specifications

Electrical Specifications

Nominal Operating Voltage	See camera user's manual
Maximum Operating Voltage	See camera user's manual

Table 4: Electrical Specifications

Environmental Specifications


Operating Temperature	80 °C max.
-----------------------	------------

Table 5: Environmental Specifications

General Information


RoHS Compliance	Yes
CE Conformity	Yes (RoHS compliance)
UL Conformity	UL 758
Warranty	1 year

Table 6: General Information

	<p>The cable is intended for use with the cameras specified in Table 1 only.</p> <p>When laying the cable, avoid any twisting. The cable must not be subjected to any kind of torsion.</p>
---	--

Suitability for Drag Chain Applications

The cable mentioned in this document has been tested and declared suitable for use in drag chain applications. For test conditions, see Fig. 2.

	<p>The bending radius, bending stroke, and the bending speed influence the number of bending cycles.</p> <p>A bending radius smaller than the one used during testing, leads to a decrease in the number of bending cycles. A larger bending radius has the opposite effect and results in a higher number of bending cycles.</p> <p>A bending stroke larger than the one used during testing, leads to a decrease in the number of bending cycles. A lower bending stroke has the opposite effect and results in a higher number of bending cycles.</p> <p>A higher bending speed than the one used during testing, leads to a decrease in the number of bending cycles. A lower bending speed has the opposite effect and results in a higher number of bending cycles.</p>
---	---

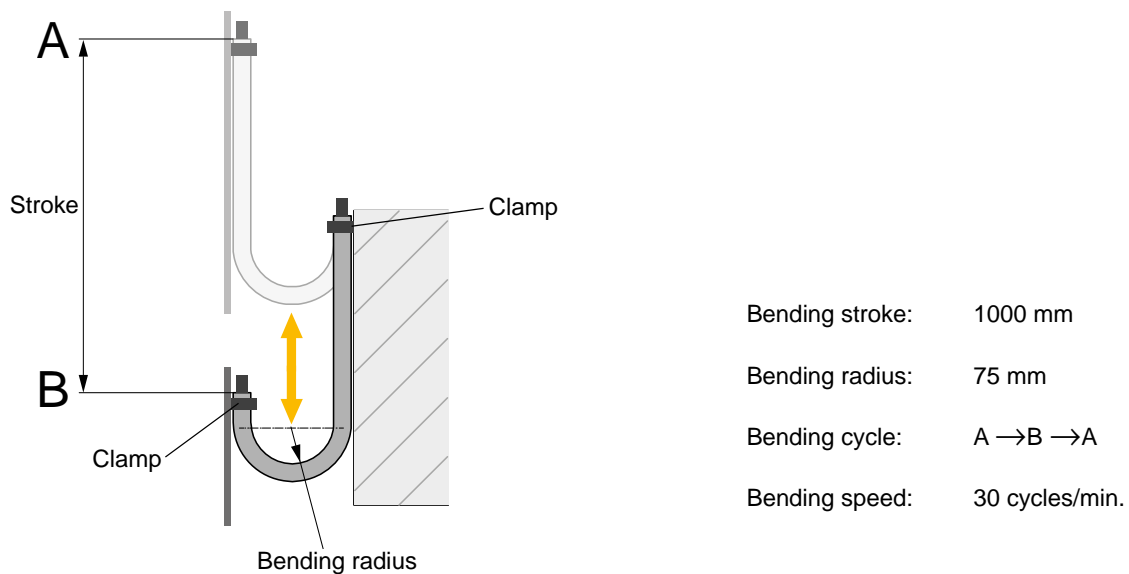


Fig. 2: Test Conditions for Drag Chain Compliance Testing

Read the camera user's manual including the safety warnings before connecting the cable to the camera. The user's manual also contains further information about pin assignments, power requirements, as well as comprehensive information about installing and using the camera.

You can download the user's manual and related documents for your camera free of charge from the Basler website: www.baslerweb.com

Revision History

Doc. ID Number	Date	Changes
DG00151101000	31 Mar 2015	PRE-RELEASE VERSION.
DG00151102000	21 May 2015	Updated Fig. 1 (see page 1).
DG00151103000	28 Jul 2015	Added test condition values to Fig. 2 (see page 3).
DG00151104000	6 Jul 2017	Changed the minimum number of bending cycles in Table 3 on page 1 to 1 million. Added note that torsion must be avoided when laying the cable on page 2 . Added note about influence of bending speed on number of bending cycles on page 3 .
DG00151105000	16 Oct 2017	Updated test condition details in Fig. 2 on page 3 .
DG00151106000	5 Jun 2018	Added information about bending cycle test conditions in Table 3 on page 1 .

X-ON Electronics

Largest Supplier of Electrical and Electronic Components

Click to view similar products for [USB Cables / IEEE 1394 Cables](#) category:

Click to view products by [Basler](#) manufacturer:

Other Similar products are found below :

[68768-0173](#) [FNY-W6003-01](#) [88764-0800](#) [148700-1](#) [17-200621](#) [17-250051P](#) [954](#) [17-200261](#) [AC102012-1](#) [AC102012-2](#) [FTP-629Y601](#) [45-1345-15](#) [45-1358-15](#) [45-1363-15](#) [IP-USB1\(C10\)S-RW](#) [CABLE/RTP/USB/DT](#) [45-1351-15](#) [45-1357-15](#) [45-1433-1](#) [687680278](#)
[USBFTVX2SA2N03A](#) [USBFTV2SA2N03A](#) [USBFTV2SA2N05A](#) [MDM9PH004B](#) [MDM9PH004P](#) [FTP-629Y401](#) [FTP-628Y302](#) [FTP-628Y402](#) [CSMNB9MF-5](#) [FNY-W6022](#) [UA-30AMF-SD7B03](#) [UA-30AMFM-SL7B03](#) [USBAPSCC7202A](#) [17-200641](#) [UES-1001A160](#) [UES-1003A160](#) [USBFTVX7SA2N20A](#) [FTP-629Y602](#) [USBCAMCM100](#) [USB A/F*2 to 2.54 2*5P-SH L=400mm](#) [68784-0075](#) [MINI-SCREW-USB-DATACABLE](#) [19800-010500-200-RS](#) [103-1092-BL-F0050](#) [103-1020-BL-00100](#) [103-1092-BL-F0200](#) [103-1092-BL-F0100](#) [105-1092-BL-00300](#) [105-1092-BL-00200](#) [105-1031-BL-00200](#)