

BB-485TBLED

RS-232 to RS-485 Converter with Data LEDs, Software Driver Control



Introduction

Overview

Model BB-485TBLED converts unbalanced, full-duplex RS-232 signals to balanced, full or half-duplex RS-422 or RS-485 signals. RS-485 is an enhanced version of the RS-422 Standard allowing multiple drivers and receivers on a two-wire or four-wire system.

The RS-232 port, configured as DCE, has a female DB25 connector with pins 2 (TD input), 3 (RD output), and 7 (Signal Ground) supported. Pins 4 (RTS) and 5 (CTS) are tied together, and pins 6 (DSR), 8 (CD), and 20 (DTR) are also tied together. Pins 1 (Frame Ground) and 7 (Signal Ground) are connected straight through to the RS-485 terminal blocks. The RS-485 terminal blocks support Transmit Data (A-) and (B+), Receive Data (A-) and (B+), Frame Ground, Signal Ground, and +12 VDC input. See schematic.

LEDs – TD & RD

Model BB-485TBLED has two LEDs: Transmit Data LED to show when the RS-485 driver is enabled and Receive Data LED showing data appearing at pin 3 of the RS-232 port. These are useful for determining if data is getting through the converter. Note that the TD LED indicates that the RS-485 driver is enabled. Data must be present on pin 2 of the RS-232 side for data to be transmitted out of the RS-485 side. If no data is present, no data will be transmitted even though the TD LED is illuminated.

Flow Control - Jumpers

Model BB-485TBLED uses two different methods to enable the RS-485 driver: either by toggling Request to Send (pin 4) of the RS-232 side, or by automatic sensing of the data on Transmit Data (pin 2) of the RS-232 side. This option is user-selectable by setting push-on jumpers located next to the terminal blocks. See Figure 1. Also, by removing both sets of jumpers completely constantly enables the RS-485 driver and receiver. This makes the BB-485TBLED act like an RS-422 converter.

Baud Rate - Resistor 9

Resistor R9 is a timing component on the converter, see Figure 1. This resistor is part of the automatic sensing circuit and affects the baud rate at which the converter can be used in a two-wire setup. It is factory selected to run at 9600 baud or higher. With this component, the RS-485 driver will shut off approximately 1ms after the last character has been sent. If you need to change the BB-485TBLED to a baud rate other than 9600 baud, you can change this component. To change the baud rate, remove R9 and add through-hole component R14, see Table 1. Figures 2 and 3 show how to interconnect two RS-485 converters using 4-wire and 2-wire methods.

The Echo jumper is used in the 2-wire mode, and allows you to prevent data being sent from the RS-232 port from being echoed back to the RS-232 port. Up to 32 receivers can be driven by any one RS-485 driver, allowing you to put together large systems with many drop points. If you are using termination resistors, they should be located at opposite ends of the system.

Features

- Converts RS-232 signals to RS-485 signals
- Extends data communication up to 1219 meters (4000 ft)
- Data rate: up 115.2 kbps
- Quick inline installation
- Terminal block for easy wiring
- LEDs for Receive and Transmit data lines
- Multi-drop capability - up to 32 receivers per driver
- 12 Vdc power supply required (not included, sold separately)

Ordering Information

Model No.	Description
BB-485TBLED	RS-232 to RS-485 Converter

Accessories – Sold Separately

BB-SMi6-12-V-ST – power supply, 12 Vdc, 6 Watt, stripped and tinned, international AC input, international AC blades (power supply required)

Proper operation of any RS-485 system requires the presence of a return path. The RS-485 Standard recommends that a third wire be used for this. For safety, a 100 Ohm resistor should be connected between Signal Ground and the "reference wire" at every drop point. While it may be possible to interconnect Signal Grounds directly, this is not recommended due to the danger of possible circulating currents being present.

No wire type or maximum run length is listed in the RS-485 Standard. However, the RS-422 Standard (which is very similar) recommends number 24 AWG twisted-pair telephone cable with a shunt capacitance of 16 picofarads per foot, and no more than 1219 meters (4000 ft) of distance.

Powering

Model BB-485TBLED required a 12 Vdc external power source (power supply not included, sold separately).

Figure 1. R9 Resistor & Baud Rate

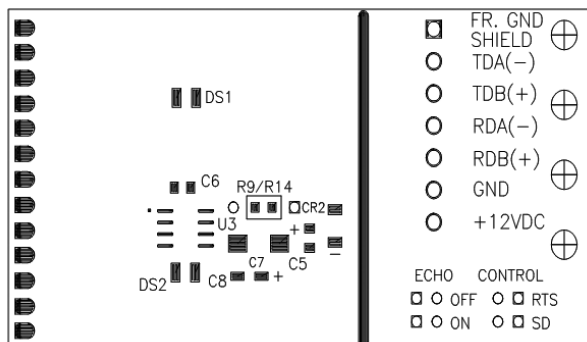


Table 1. Baud Rate Timeouts

Resistor Replacement for Changing Baud Rate Timeouts		
Baud Rate	Time (ms)	Resistor R3 (Ohm)
1200	8.33	820k
2400	4.16	430k
4800	2.08	200k
9600	1.04	100k
19200	0.520	56k
38400	0.260	27k
57600	0.176	16k
115200	0.0868	8.2k

Specifications

Serial Technology	
RS-232 Connector	DB25 female
RS-485 Connector	Terminal block
Data Rate	Up to 115.2 kbps
Power	
Source	External (power supply required, not included, sold separately)
Input Voltage	9 to 14 Vdc
Mechanical	
Dimensions	54.5 x 84.34 x 18.43 mm (2.14 x 3.32 x 0.725 in)
Enclosure	In-line mount, plastic
Environmental	
Operating Temperature	0 to +70 °C (+32 to +158 °F)
Meantime Between Failures (MTBF)	
MTBF	1850680 hours
Calculation Method	MIL 217F Parts Count Reliability Prediction
Regulatory – Approvals / Standards / Directives	
Approvals	FCC, CE
CE Directives	2014/30/EU Electromagnetic Compatibility Directive 2011/65/EU amended by (EU) 2015/863 Reduction of Hazardous Substances Directive 2012/19/EU Waste Electrical and Electronic Equipment (WEEE)
CE Standards	EN 55032 Class B – Electromagnetic Compatibility of Multimedia Equipment – Emission Requirements EN 55024 - Information Technology Equipment - Immunity Characteristics – Limits and Methods of Measurement
Standards - other	EN 61000-6-3 + A1 – Generic Emission Standard for Residential, Commercial and Light-industrial Environments (Class B) EN 61000-6-2 – Generic Immunity Standard for Industrial Environments

Figure 2. 4-Wire RS-485

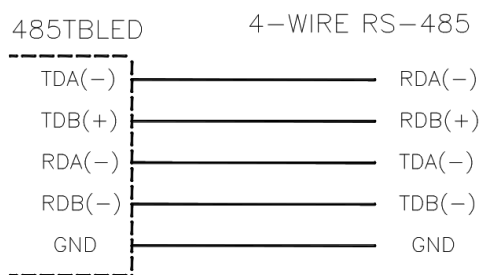
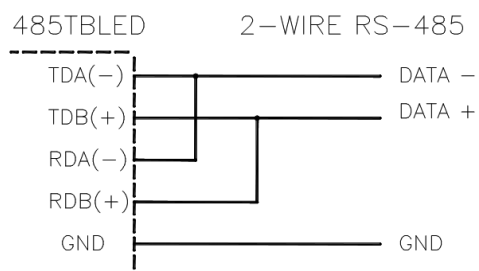


Figure 3. 2-Wire RS-485



X-ON Electronics

Largest Supplier of Electrical and Electronic Components

Click to view similar products for [Interface Modules](#) category:

Click to view products by [B&B Electronics](#) manufacturer:

Other Similar products are found below :

[IFD8520](#) [cPCI-3544](#) [422CON](#) [ATX6022/14GP7](#) [ATX6022/8](#) [AX93221-24/48](#) [FC6A-EXM2](#) [OPT8AP-AE](#) [96RMKVM-19V1C-A](#) [60016-011](#) [60016-014](#) [60006-008](#) [60011-075](#) [HPCI-14S12U](#) [cBP-3208](#) [cBP-3062A](#) [FAB205-6P5](#) [ATX6022/6](#) [60016-012](#) [96RMKVM-17V1C-A](#) [PCE-DP10-00A1E](#) [MOS-1120Y-0201E](#) [96RMLCD-17V1-A](#) [96RMKVM-17V8C-A](#) [60004-005](#) [60016-017](#) [60006-009](#) [60016-035](#) [60016-034](#) [60016-031](#) [60016-030](#) [60016-026](#) [60016-024](#) [60016-018](#) [60016-007](#) [60016-005](#) [60007-002](#) [60006-010](#) [AXX10GBTWLHW3](#) [382-BBEH](#) [555-BDCL](#) [K6CMISZBI52](#) [426451401-3](#) [60011-093](#) [MIC-3620/3-BE](#) [MPCIE-UART-KIT02-R20](#) [RSM232](#) [PCIE-1680-AE](#) [BB-FOSTCDRI](#) [73-544-002](#)